




## ÉTUDE D'IMPACT ENVIRONNEMENTAL ET SOCIAL

### Projet diamantifère Renard

### VOLUME 4 - DESSINS TECHNIQUES DES INFRASTRUCTURES MINIÈRES ET INSTALLATIONS CONNEXES

N / Dossier : 061470.001-400

Décembre 2011



## **ÉTUDE D'IMPACT ENVIRONNEMENTAL ET SOCIAL**

### **Projet diamantifère Renard**

### **VOLUME 4 - DESSINS TECHNIQUES DES INFRASTRUCTURES MINIÈRES ET INSTALLATIONS CONNEXES**

N / Dossier : 061470.001-400

**Décembre 2011**

# Table des matières

---

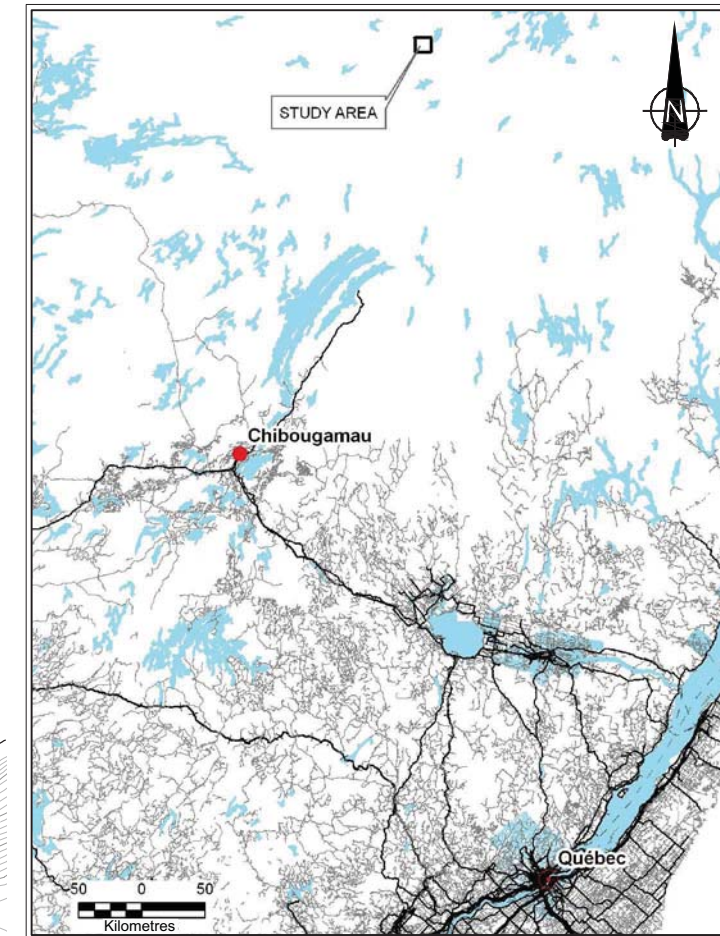
1. Aire de confinement de la kimberlite usinée
2. Complexe d'habitation et de services et installations connexes
3. Réseau d'approvisionnement et de distribution de l'eau
4. Compresseurs et parc à carburant
5. Station de traitement des eaux usées domestiques
6. Piste d'atterrissage et terminal
7. Usine de traitement du minerai
8. Gisement et mine souterraine
9. Plans d'aménagement général du site minier

**AIRE DE CONFINEMENT DE  
LA KIMBERLITE USINÉE**

Drawing File: M:\Active\Year 2010\1427110-1427-0020\Drafting\Phase 3040\CAD\1014270020\_3040-01.dwg Monday, November 07, 2011 3:17:54 PM By: EAbella



**SITE PLAN**  
SEE SCALE BAR "A"



**KEY PLAN**  
SEE SCALE BAR "B"

- LEGEND**
- MAJOR 10m CONTOUR INTERVAL
  - MINOR 2m CONTOUR INTERVAL
  - - - - - APPROXIMATE LAC POISSON SHORELINE LOCATION
  - ▬▬▬▬▬ COLLECTION DITCH

- REFERENCE**
1. BASE PLAN PROVIDED BY LES DIAMANTS STORNOWAY (CANADA) INC.
  2. PROPOSED SITE INFRASTRUCTURE, STOCKPILES, PITS, ETC., PROVIDED BY SNC-LAVALIN INC.



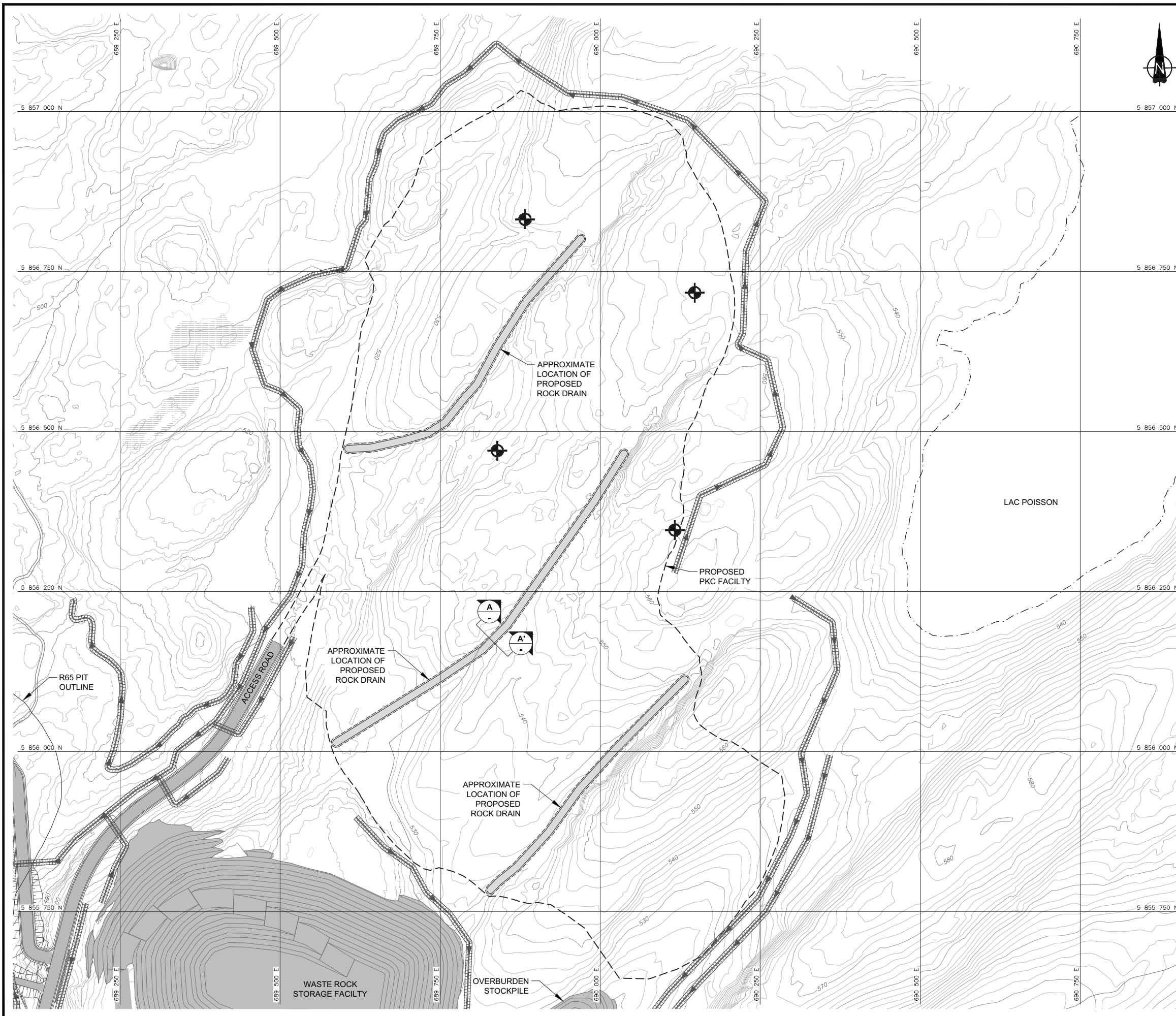
REV	DATE	DES	REVISION DESCRIPTION	CADD	CHK	RVV
△	10NOV2011	W.D.	REVISED BCS	E.A.	W.D.	P.M.B.
△	07OCT2011	W.D.	REVISED BFS AND PLANT SITE	E.A.	W.D.	P.M.B.
△	06JUL2011	C.M.	REVISED MINING SCHEDULES	J.H.	-	-
△	12APR2011	CM	ISSUED FOR DRAFT	J.S.D.	-	-

PROJECT **LES DIAMANTS STORNOWAY (CANADA)  
RENARD PROJECT  
QUÉBEC, CANADA**

TITLE **SITE PLAN**

	PROJECT No.	10-1427-0020	PHASE	3040	TASK	1000
	DESIGN	C.M.	09MAY11	FILE No.	1014270020_3040-01	
	CADD	J.S.D.	09MAY11	SCALE	AS SHOWN	REV. 1
	CHECK	C.M.	25AUG11	<b>FIGURE 1</b>		
REVIEW	P.M.B.	25AUG11				

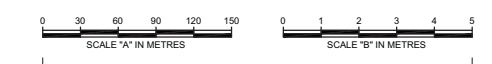
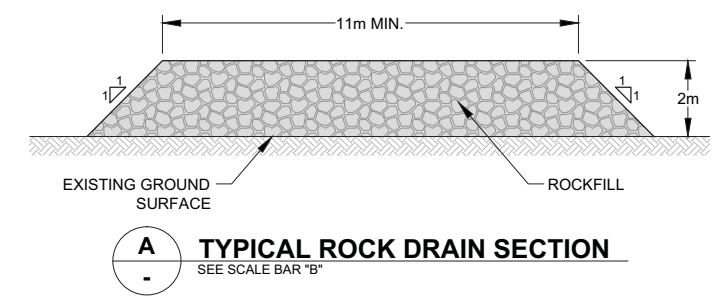
Drawing File: M:\Active\Year 2010\1427\10-1427-0020\Drafting\Phase 3040\CAD\1014270020\_3040-02.dwg Monday, November 07, 2011 3:17:27 PM By: EAbella



**LEGEND**

- MAJOR 10m CONTOUR INTERVAL
- MINOR 2m CONTOUR INTERVAL
- APPROXIMATE LAC POISSON SHORELINE LOCATION
- APPROXIMATE BOREHOLE LOCATION
- COLLECTION DITCH

- REFERENCE**
1. BASE PLAN PROVIDED BY LES DIAMANTS STORNOWAY (CANADA) INC.
  2. PROPOSED SITE INFRASTRUCTURE, STOCKPILES, PITS, ETC., PROVIDED BY SNC-LAVALIN INC.



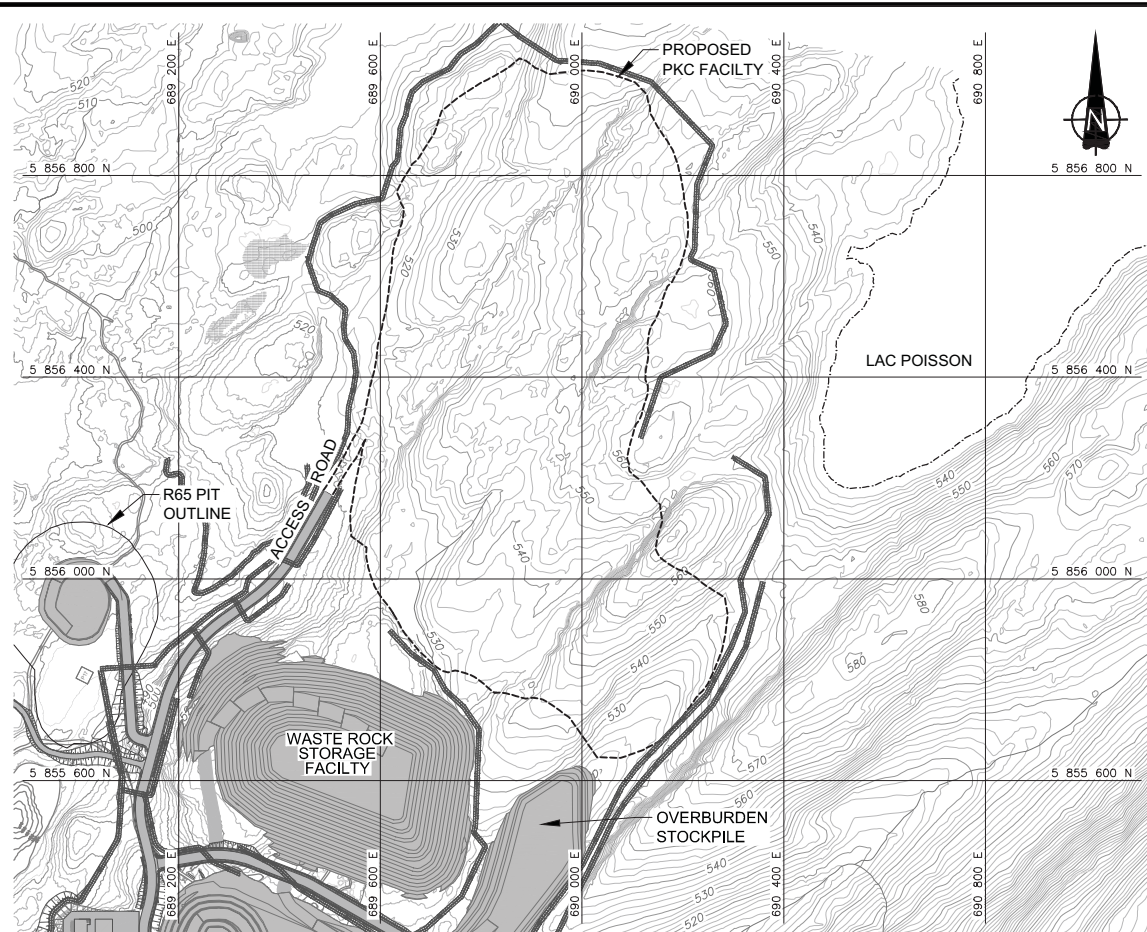
REV	DATE	DES	REVISION DESCRIPTION	CADD	CHK	RVW
△	10NOV2011	W.D.	REVISED BCS		E.A.	W.D. P.M.B.
△	07OCT2011	W.D.	REVISED BFS AND PLANT SITE		E.A.	W.D. P.M.B.
△	06JUL2011	C.M.	REVISED MINING SCHEDULES		J.H.	- -
△	13MAY2011	C.M.	ISSUED FOR DRAFT		J.S.D.	- -

PROJECT **LES DIAMANTS STORNOWAY (CANADA)  
RENARD PROJECT  
QUÉBEC, CANADA**

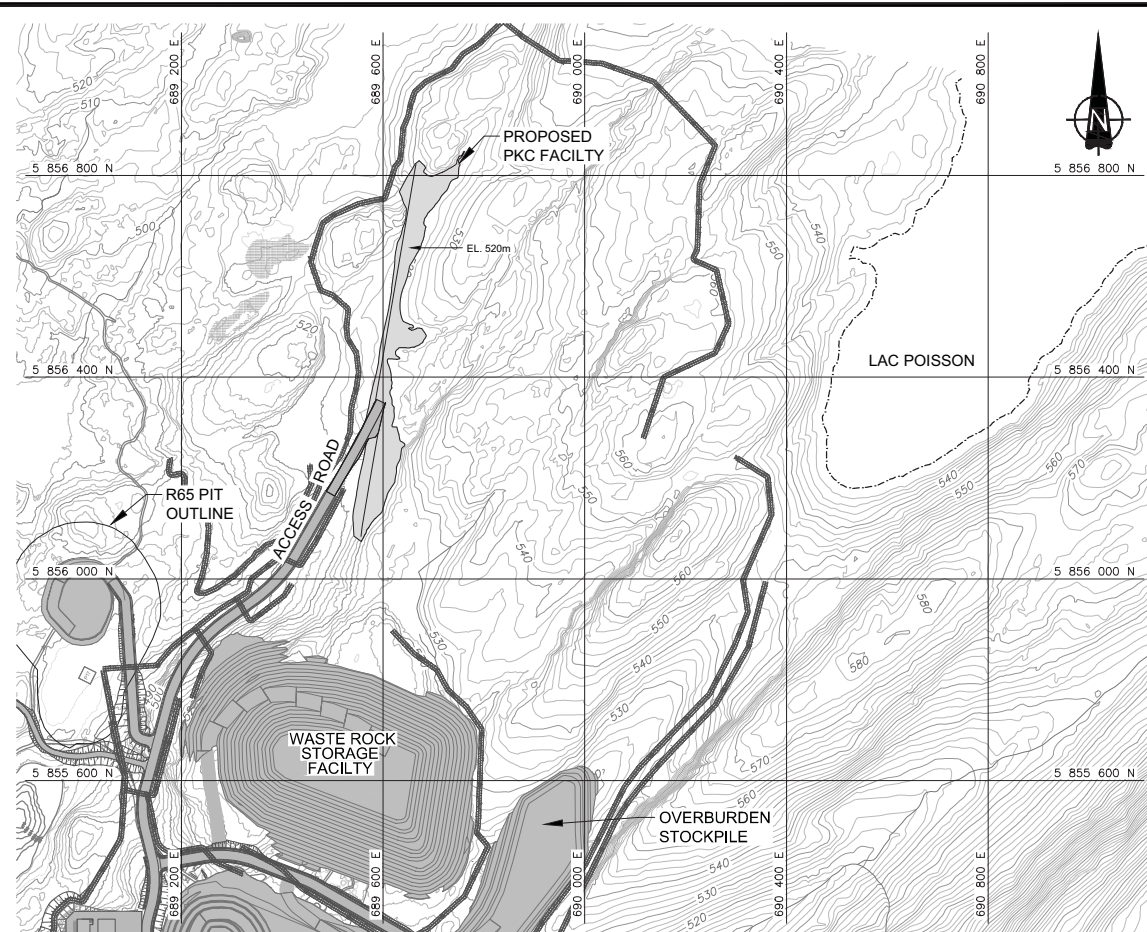
TITLE **PKC FACILITY SITE PLAN**

	PROJECT No.	10-1427-0020	PHASE	3040	TASK	1000
	DESIGN	C.M.	13MAY11	FILE No.	1014270020_3040-02	
	CADD	J.S.D.	13MAY11	SCALE	AS SHOWN	REV. 1
	CHECK	C.M.	25AUG11			
REVIEW	P.M.B.	25AUG11	<b>FIGURE 2</b>			

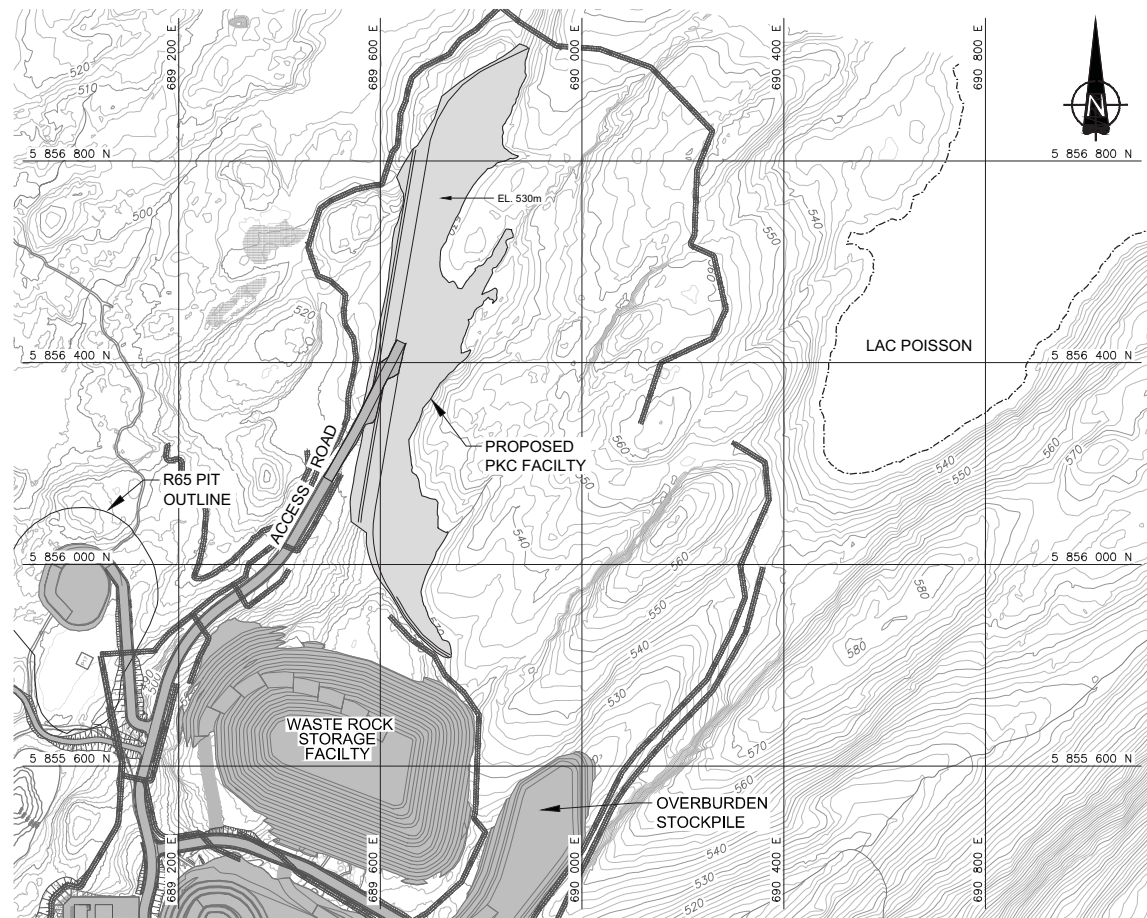
Drawing File: M:\Active\Year 2010\1427\10-1427-0020\Drafting\Phase 3040\CAD\1014270020\_3040-03.dwg Monday, November 07, 2011 3:18:14 PM By: EAbella



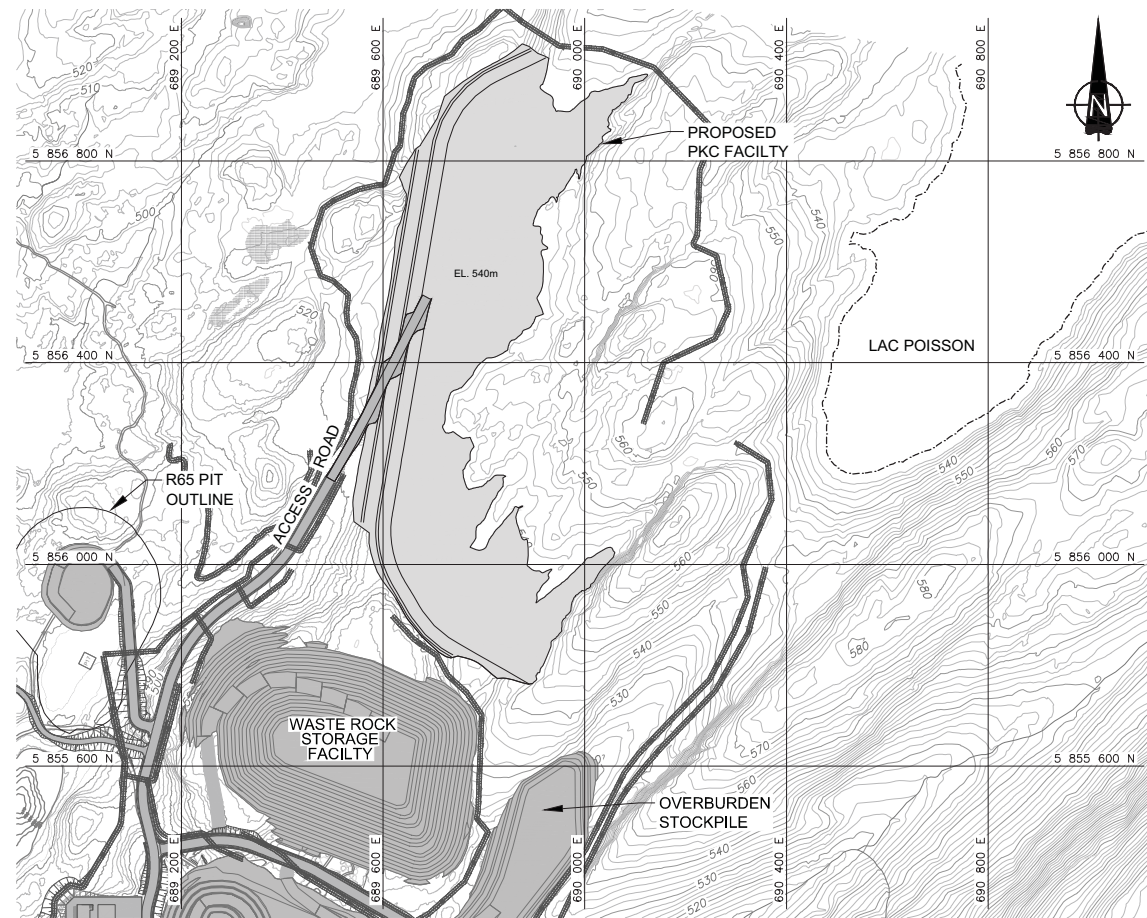
**YEAR 0 PLAN**  
SEE SCALE BAR "A"



**YEAR 0.4 PLAN AT EL. 520m** (AVAILABLE STORAGE CAPACITY = 0.07Mm<sup>3</sup>)  
SEE SCALE BAR "A"



**YEAR 1.5 PLAN AT EL. 530m** (AVAILABLE STORAGE CAPACITY = 0.66Mm<sup>3</sup>)  
SEE SCALE BAR "A"

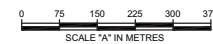


**YEAR 3.0 PLAN AT EL. 540m** (AVAILABLE STORAGE CAPACITY = 2.34Mm<sup>3</sup>)  
SEE SCALE BAR "A"

**LEGEND**

	MAJOR 10m CONTOUR INTERVAL
	MINOR 2m CONTOUR INTERVAL
	APPROXIMATE LAC POISSON SHORELINE LOCATION
	DRAINAGE CHANNEL

- REFERENCE**
1. BASE PLAN PROVIDED BY LES DIAMANTS STORNOWAY (CANADA) INC.
  2. PROPOSED SITE INFRASTRUCTURE, STOCKPILES, PITS, ETC., PROVIDED BY SNC-LAVALIN INC.



REV	DATE	DES	REVISION DESCRIPTION	CADD	CHK	RVW
△	10NOV2011	W.D.	REVISED BCS		E.A.	W.D. P.M.B.
△	07OCT2011	W.D.	REVISED BFS AND PLANT SITE		E.A.	W.D. P.M.B.
△	06JUL2011	C.M.	REVISED MINING SCHEDULES		J.H.	- -
△	13MAY2011	C.M.	ISSUED FOR DRAFT		J.S.D.	- -

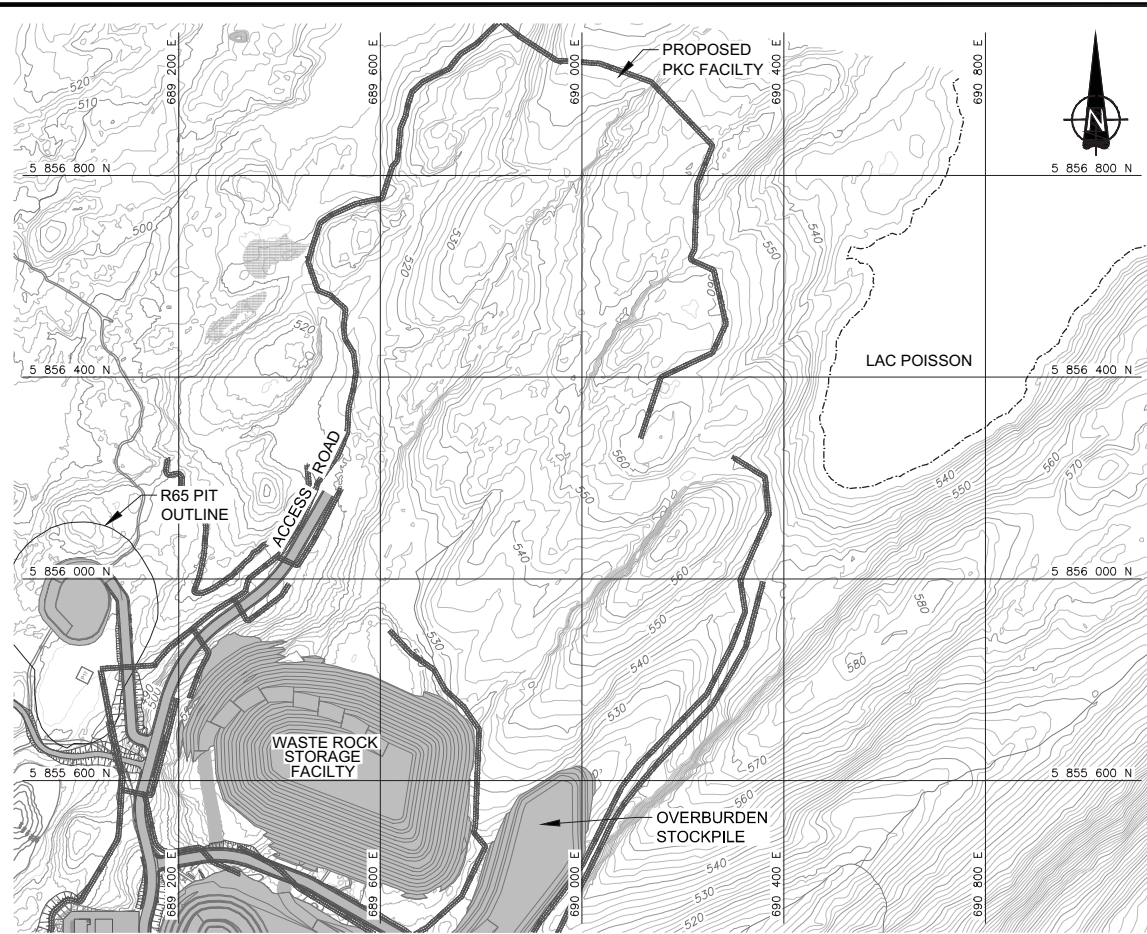
PROJECT **LES DIAMANTS STORNOWAY (CANADA)  
RENARD PROJECT  
QUÉBEC, CANADA**

TITLE **BFS SCENARIO  
SEQUENCING PLAN (1 OF 2)**

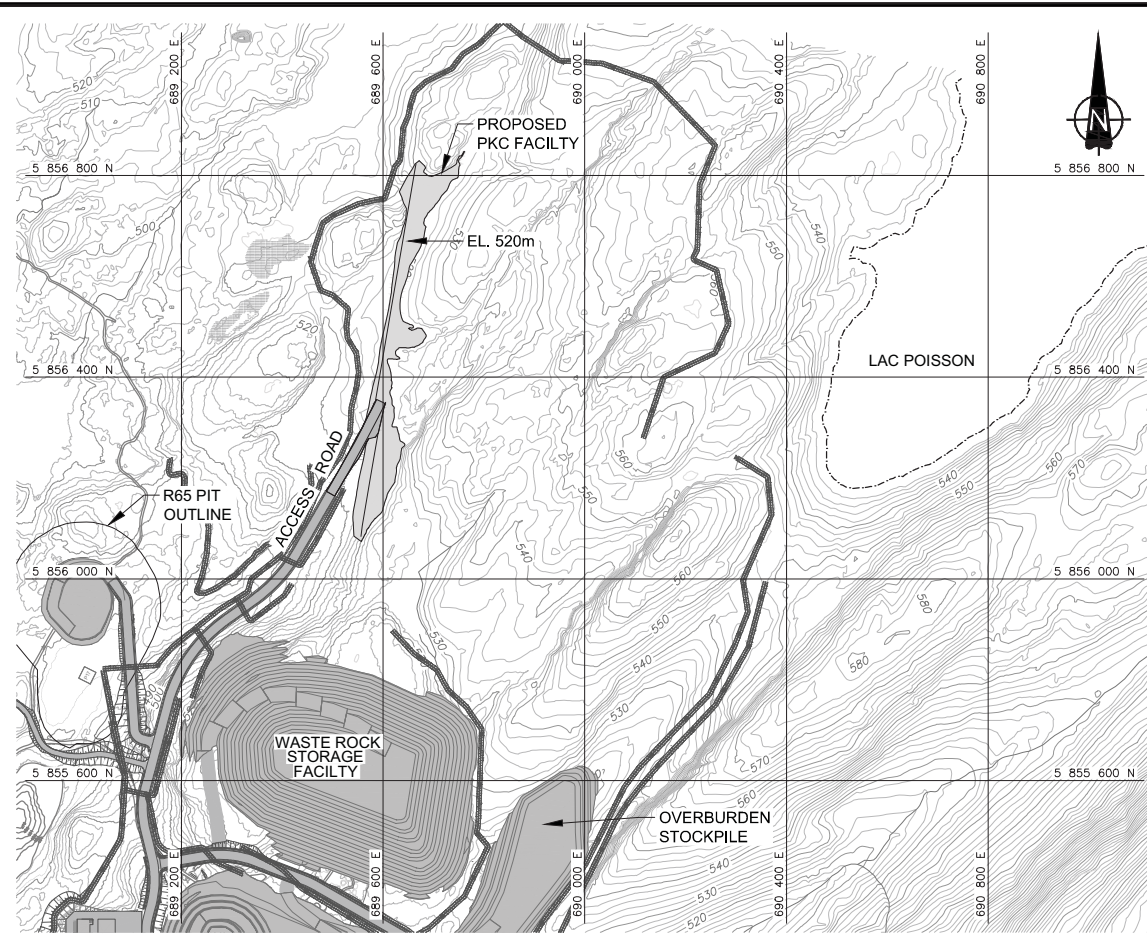
	PROJECT No.	10-1427-0020	PHASE	3040	TASK	1000
	DESIGN	C.M.	09MAY11	FILE No.	1014270020_3040-03	
	CADD	J.S.D.	09MAY11	SCALE	AS SHOWN	REV. 1
	CHECK	C.M.	25AUG11			
	REVIEW	P.M.B.	25AUG11			

**FIGURE 3**

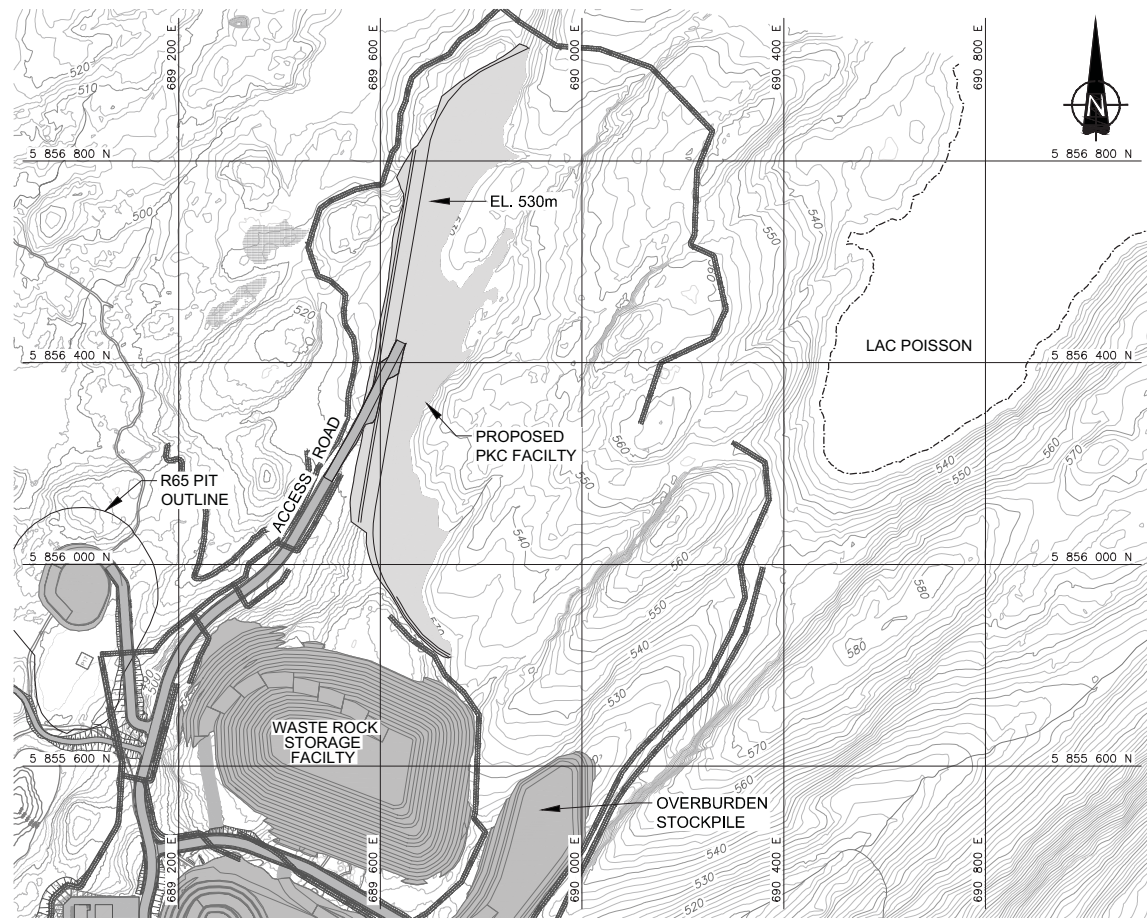
Drawing File: M:\Active\Year 2010\1427\10-1427-0020\Drafting\Phase 3040\CAD\1014270020\_3040-05.dwg Monday, November 07, 2011 3:20:52 PM By: EAbella



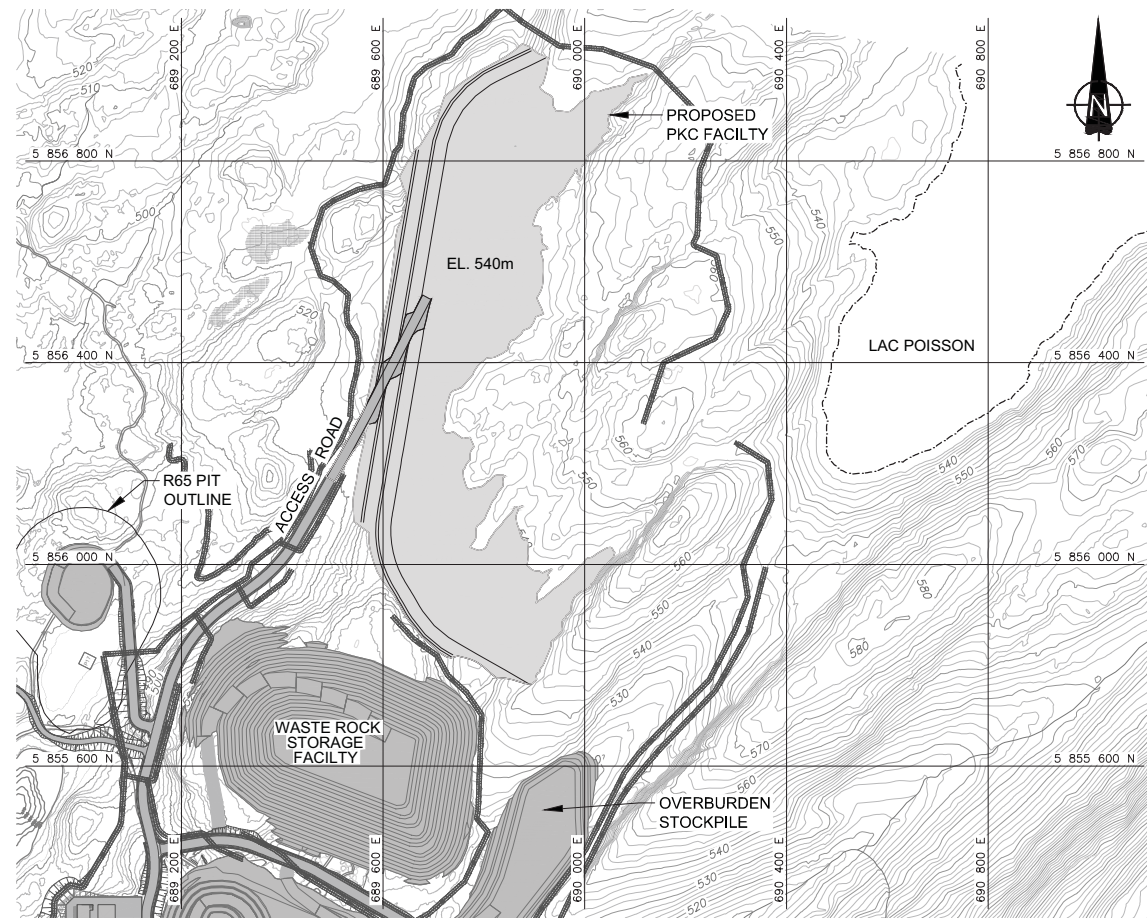
**YEAR 0 PLAN**  
SEE SCALE BAR "A"



**YEAR 0.4 PLAN AT EL. 520m** (AVAILABLE STORAGE CAPACITY = 0.07Mm<sup>3</sup>)  
SEE SCALE BAR "A"



**YEAR 1.4 PLAN AT EL. 530m** (AVAILABLE STORAGE CAPACITY = 0.66Mm<sup>3</sup>)  
SEE SCALE BAR "A"

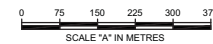


**YEAR 2.8 PLAN AT EL. 540m** (AVAILABLE STORAGE CAPACITY = 2.34Mm<sup>3</sup>)  
SEE SCALE BAR "A"

**LEGEND**

	MAJOR 10m CONTOUR INTERVAL
	MINOR 2m CONTOUR INTERVAL
	APPROXIMATE LAC POISSON SHORELINE LOCATION
	COLLECTION DITCH

- REFERENCE**
- BASE PLAN PROVIDED BY LES DIAMANTS STORNOWAY (CANADA) INC.
  - PROPOSED SITE INFRASTRUCTURE, STOCKPILES, PITS, ETC., PROVIDED BY SNC-LAVALIN INC.



REV	DATE	DES	REVISION DESCRIPTION	CADD	CHK	RVW
△	10NOV2011	W.D.	REVISED BCS		E.A.	W.D. P.M.B.
△	07OCT2011	W.D.	REVISED BFS AND PLANT SITE		E.A.	W.D. P.M.B.
△	06JUL2011	C.M.	REVISED MINING SCHEDULES		J.H.	- -
△	13MAY2011	C.M.	ISSUED FOR DRAFT		J.S.D.	- -

PROJECT **LES DIAMANTS STORNOWAY (CANADA)  
RENARD PROJECT  
QUÉBEC, CANADA**

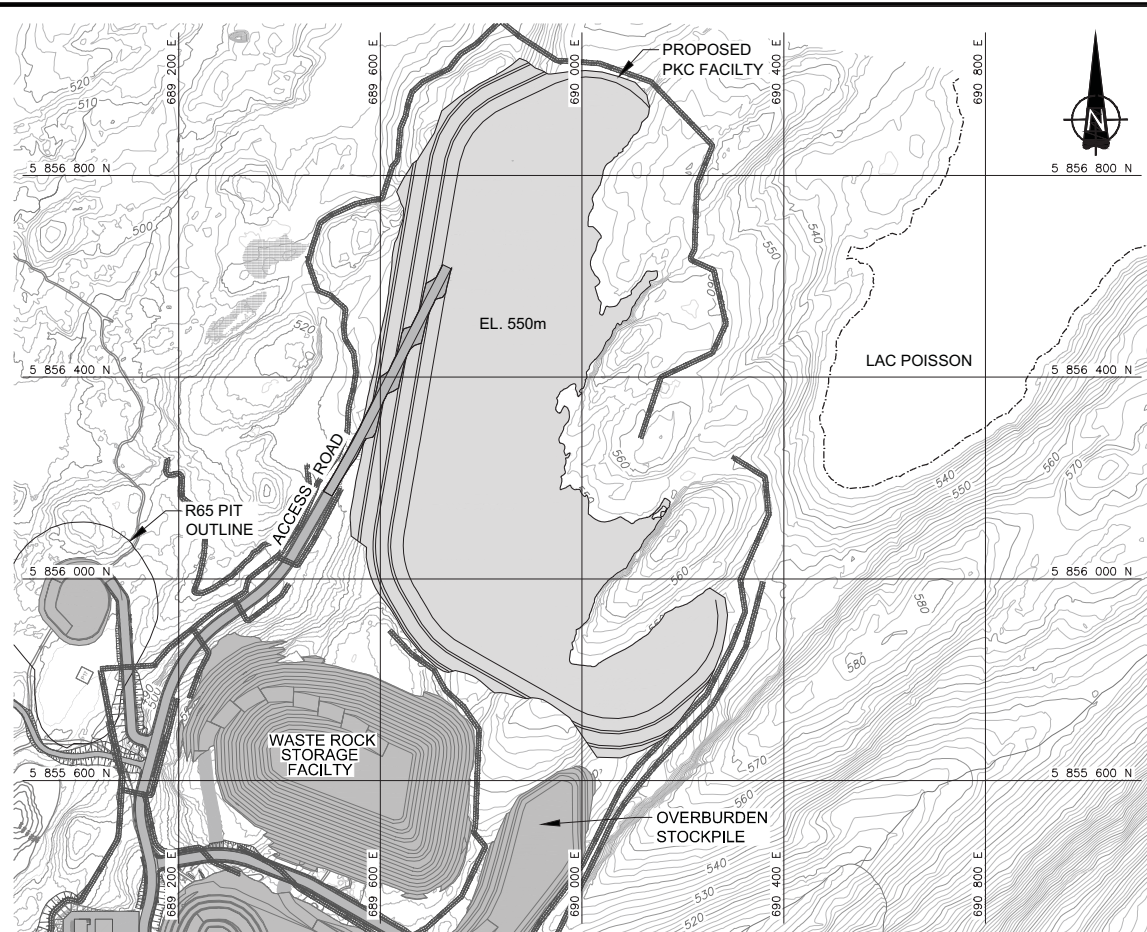
TITLE **BCS SCENARIO  
SEQUENCING PLAN (1 OF 3)**

PROJECT No.	10-1427-0020	PHASE	3040	TASK	1000
DESIGN	C.M.	09MAY11	FILE No.	1014270020_3040-05	
CADD	J.S.D.	09MAY11	SCALE	AS SHOWN	REV. 1
CHECK	C.M.	25AUG11	<b>FIGURE 5</b>		
REVIEW	P.M.B.	25AUG11			

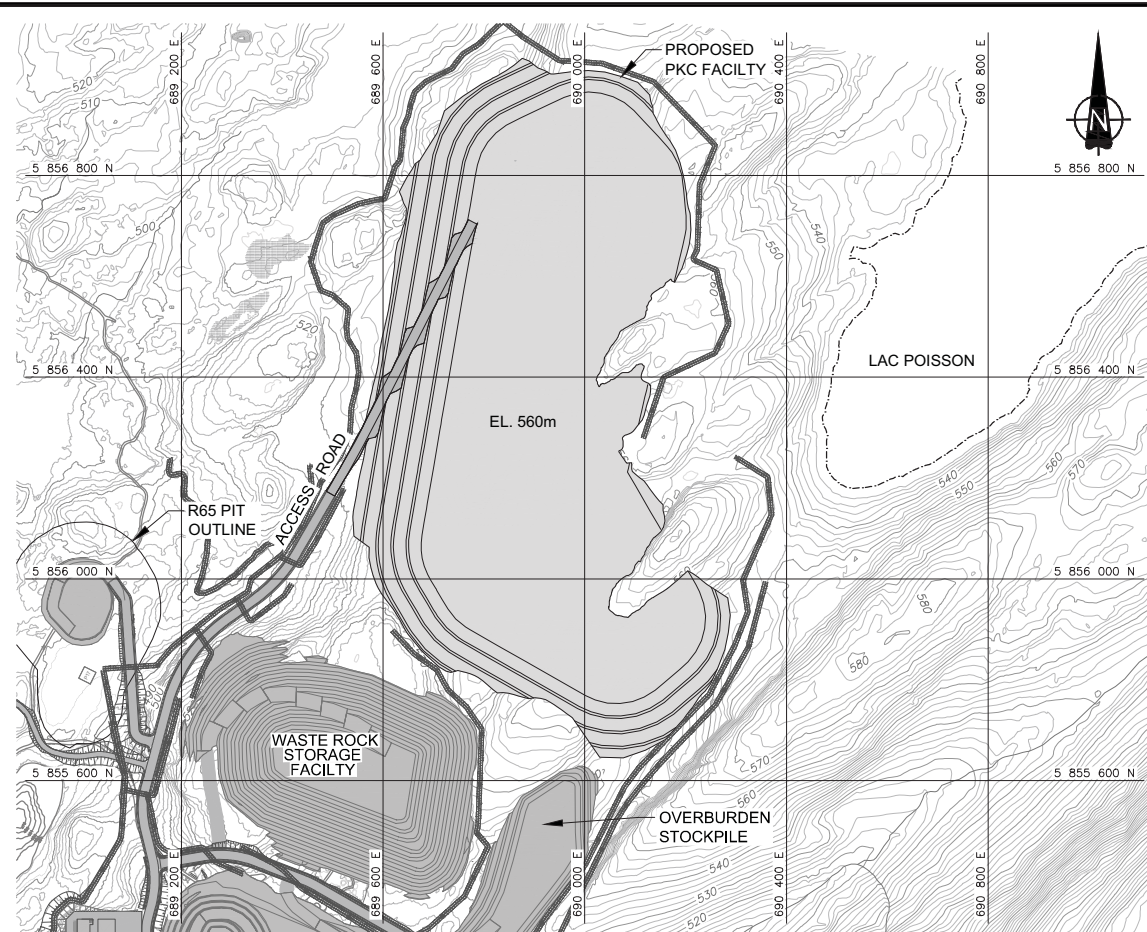




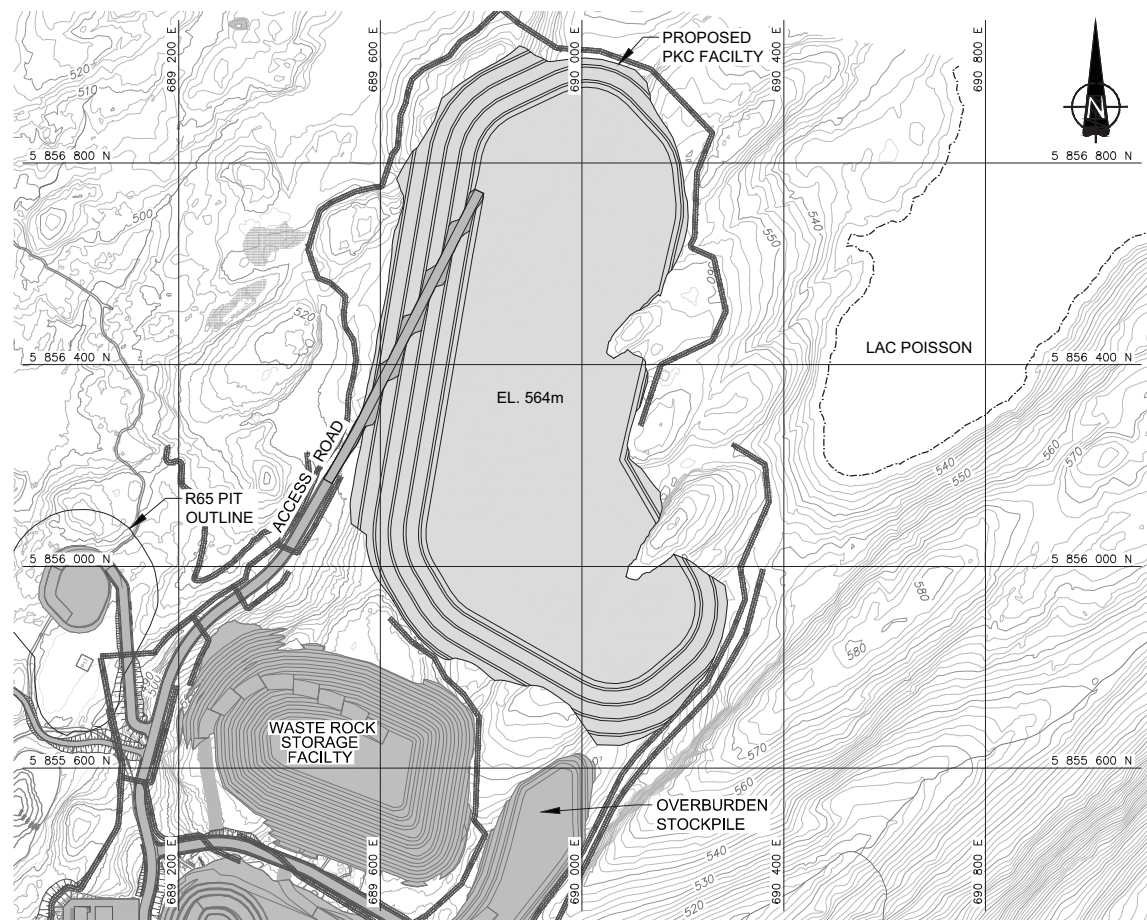
Drawing File: M:\Active\Year 2010\1427\10-1427-0020\Drafting\Phase 3040\CAD\1014270020\_3040-04.dwg Tuesday, November 08, 2011 1:44:09 PM By: EAbella



**YEAR 6.4 PLAN AT EL. 550m** (AVAILABLE STORAGE CAPACITY = 6.01Mm<sup>3</sup>)  
SEE SCALE BAR "A"



**YEAR 10.4 PLAN AT EL. 560m** (AVAILABLE STORAGE CAPACITY = 10.32Mm<sup>3</sup>)  
SEE SCALE BAR "A"



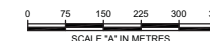
**YEAR 11.7 PLAN AT EL. 564m (COMPLETED FACILITY)** (AVAILABLE STORAGE CAPACITY = 11.8Mm<sup>3</sup>)  
SEE SCALE BAR "A"

**LEGEND**

- MAJOR 10m CONTOUR INTERVAL
- MINOR 2m CONTOUR INTERVAL
- APPROXIMATE LAC POISSON SHORELINE LOCATION
- COLLECTION DITCH

**REFERENCE**

1. BASE PLAN PROVIDED BY LES DIAMANTS STORNOWAY (CANADA) INC.
2. PROPOSED SITE INFRASTRUCTURE, STOCKPILES, PITS, ETC., PROVIDED BY SNC-LAVALIN INC.



REV	DATE	DES	REVISION DESCRIPTION	CADD	CHK	RVW
△	10NOV2011	W.D.	REVISED BCS		E.A.	W.D. P.M.B.
△	07OCT2011	W.D.	REVISED BFS AND PLANT SITE		E.A.	W.D. P.M.B.
△	06JUL2011	C.M.	REVISED MINING SCHEDULES		J.H.	- -
△	13MAY2011	C.M.	ISSUED FOR DRAFT		J.S.D.	- -

PROJECT **LES DIAMANTS STORNOWAY (CANADA)  
RENARD PROJECT  
QUÉBEC, CANADA**

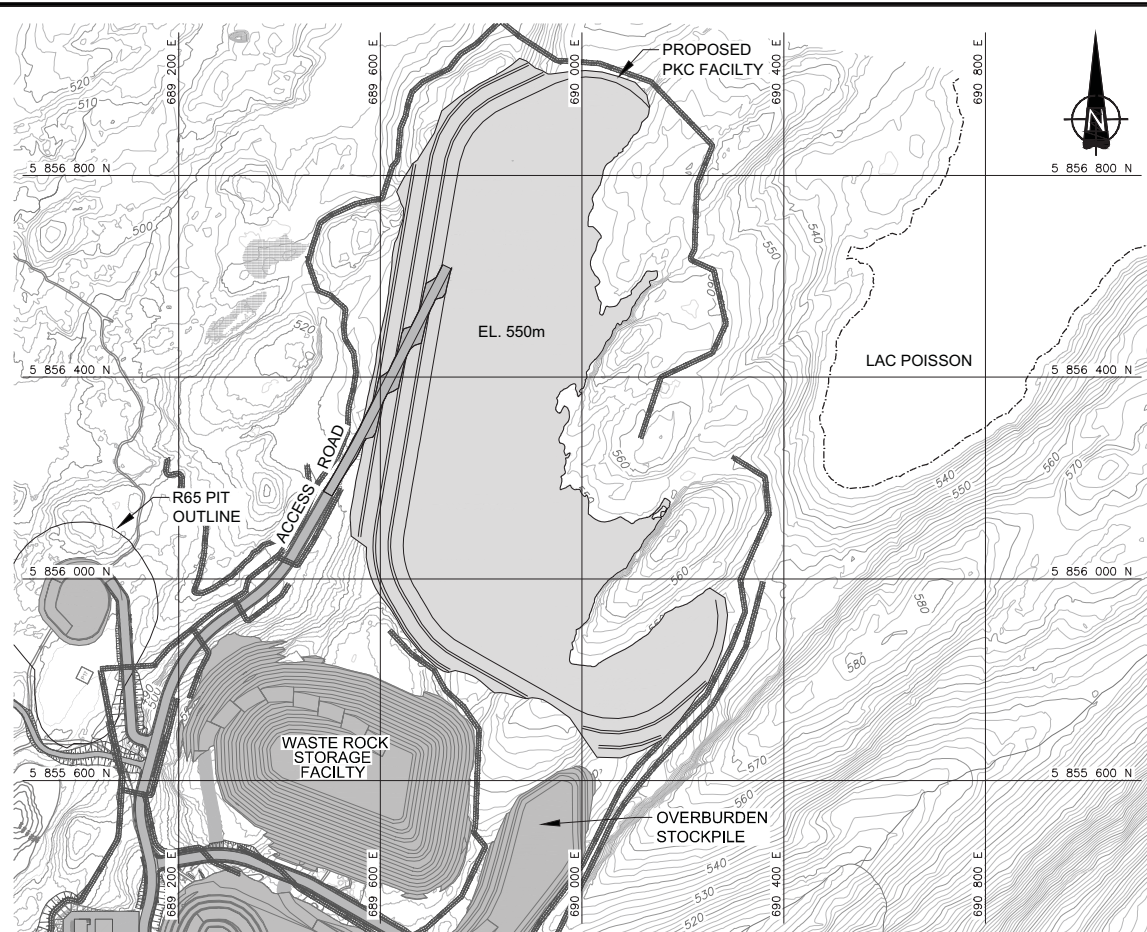
TITLE **BFS SCENARIO  
SEQUENCING PLAN (2 OF 2)**

PROJECT No.		10-1427-0020	PHASE	3040	TASK	1000
DESIGN	C.M.	09MAY11	FILE No.	1014270020_3040-04		
CADD	J.S.D.	09MAY11	SCALE	AS SHOWN	REV.	1
CHECK	C.M.	25AUG11				
REVIEW	P.M.B.	25AUG11				

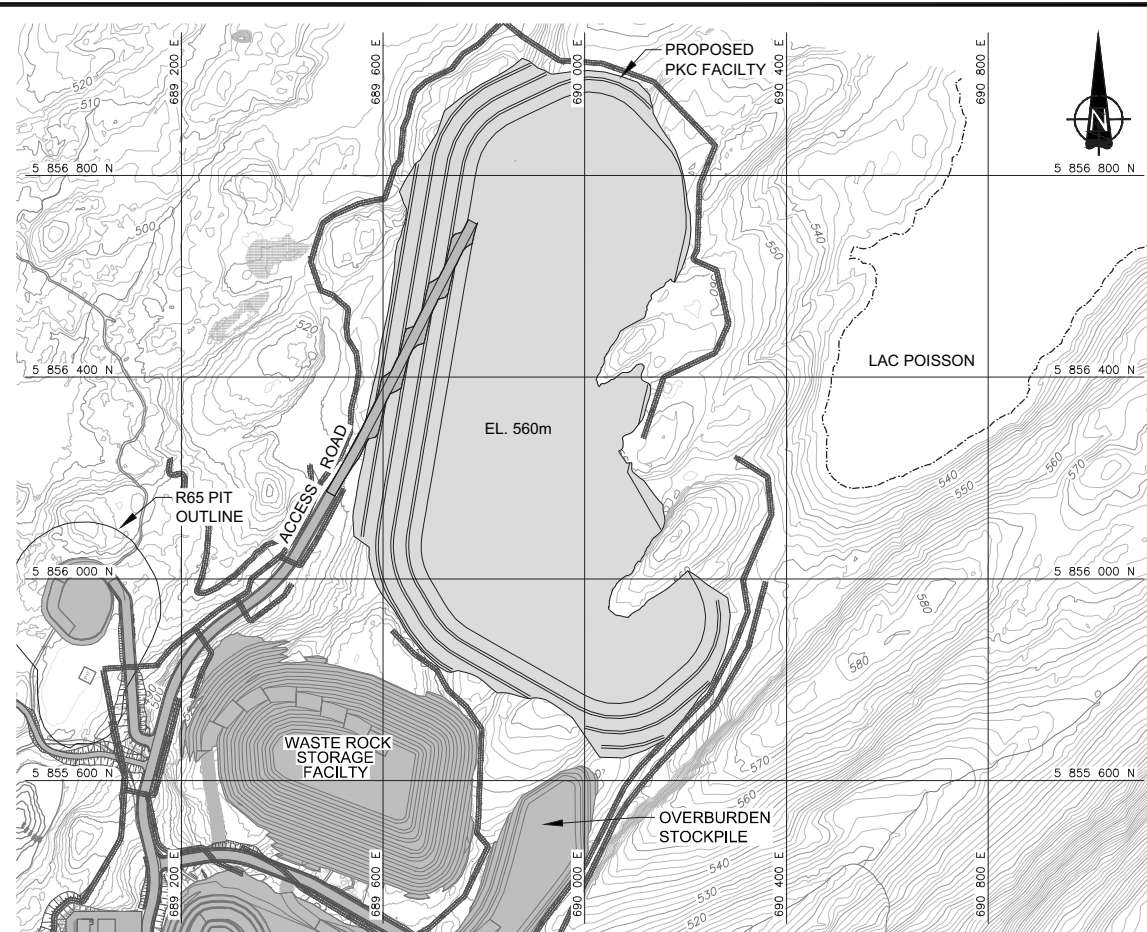


**FIGURE 4**

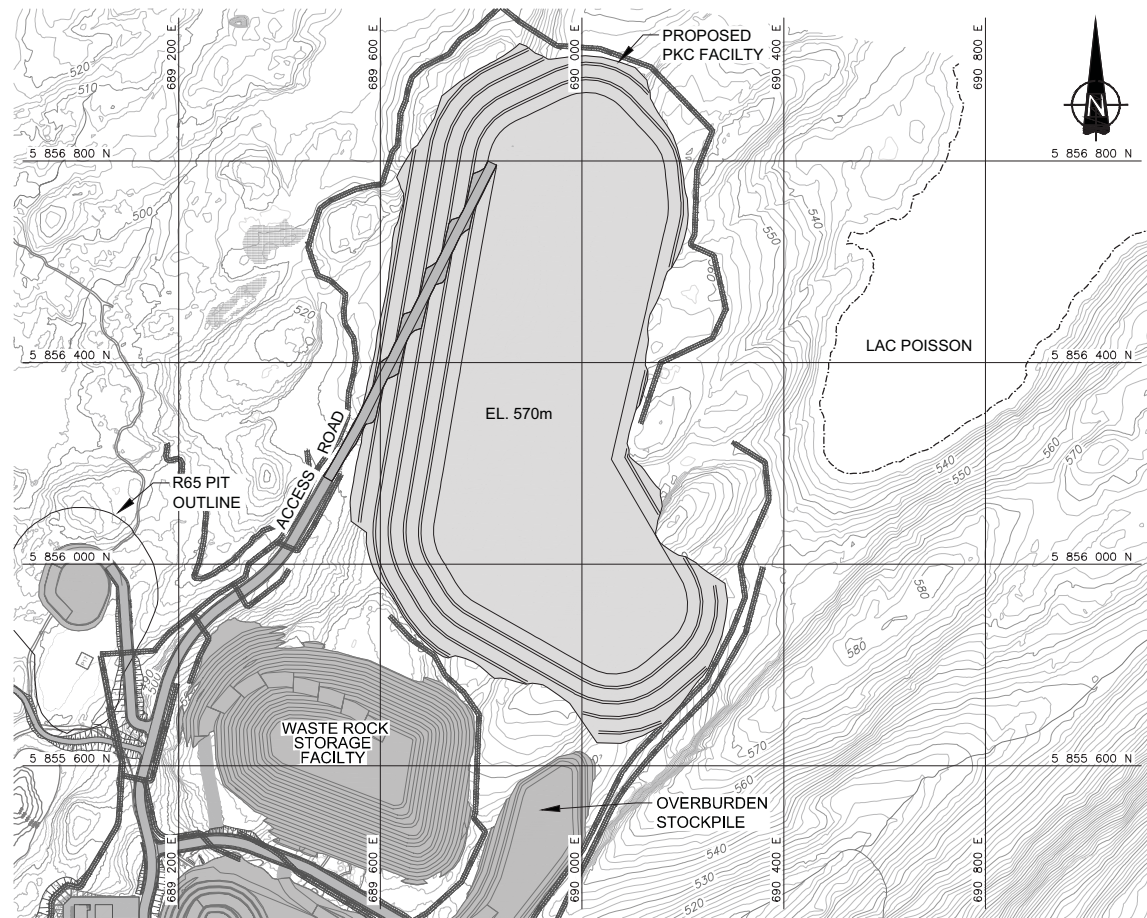
Drawing File: M:\Active\Year 2010\1427\10-1427-0020\Drafting\Phase 3040\CAD\1014270020\_3040-06.dwg Monday, November 07, 2011 3:30:08 PM By: EAbella



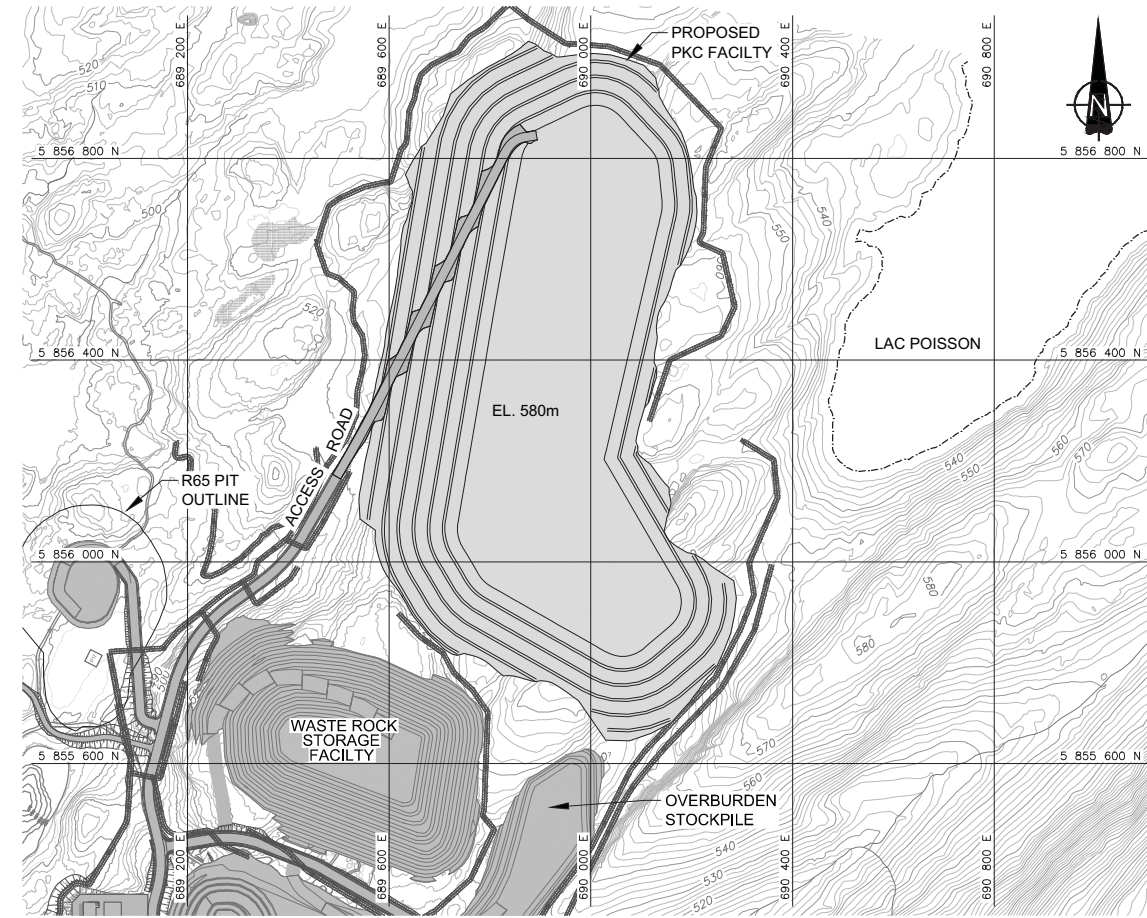
**YEAR 5.7 PLAN AT EL. 550m** (AVAILABLE STORAGE CAPACITY = 6.01Mm<sup>3</sup>)  
SEE SCALE BAR "A"



**YEAR 9.1 PLAN AT EL. 560m** (AVAILABLE STORAGE CAPACITY = 10.32Mm<sup>3</sup>)  
SEE SCALE BAR "A"



**YEAR 12.3 PLAN AT EL. 570m** (AVAILABLE STORAGE CAPACITY = 14.47Mm<sup>3</sup>)  
SEE SCALE BAR "A"

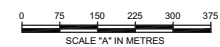


**YEAR 14.9 PLAN AT EL. 580m** (AVAILABLE STORAGE CAPACITY = 17.83Mm<sup>3</sup>)  
SEE SCALE BAR "A"

**LEGEND**

	MAJOR 10m CONTOUR INTERVAL
	MINOR 2m CONTOUR INTERVAL
	APPROXIMATE LAC POISSON SHORELINE LOCATION
	COLLECTION DITCH

- REFERENCE**
- BASE PLAN PROVIDED BY LES DIAMANTS STORNOWAY (CANADA) INC.
  - PROPOSED SITE INFRASTRUCTURE, STOCKPILES, PITS, ETC., PROVIDED BY SNC-LAVALIN INC.



REV	DATE	DES	REVISION DESCRIPTION	CADD	CHK	RVW
△	10NOV2011	W.D.	REVISED BCS		E.A.	W.D. P.M.B.
△	07OCT2011	W.D.	REVISED BFS AND PLANT SITE		E.A.	W.D. P.M.B.
△	06JUL2011	C.M.	REVISED MINING SCHEDULES		J.H.	- -
△	13MAY2011	C.M.	ISSUED FOR DRAFT		J.S.D.	- -

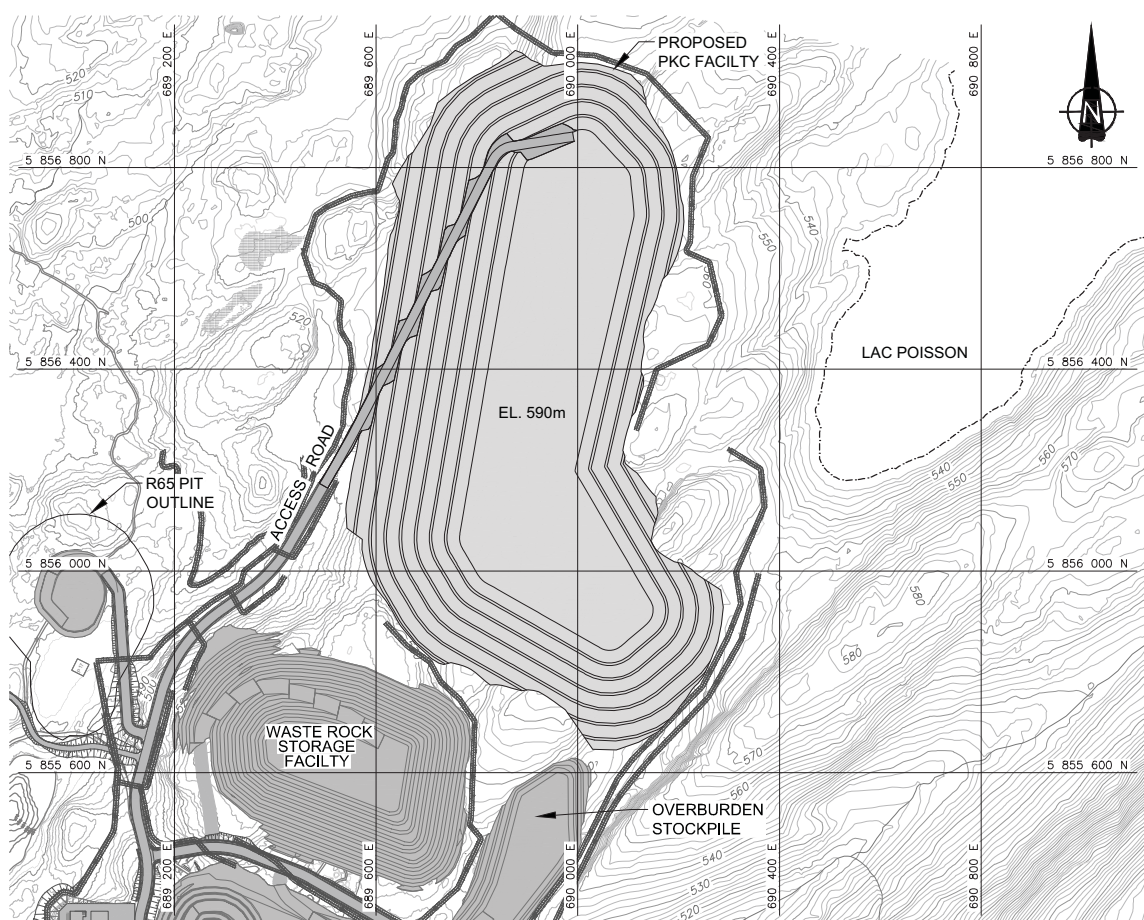
PROJECT **LES DIAMANTS STORNOWAY (CANADA)  
RENARD PROJECT  
QUÉBEC, CANADA**

TITLE **BCS SCENARIO  
SEQUENCING PLAN (2 OF 3)**

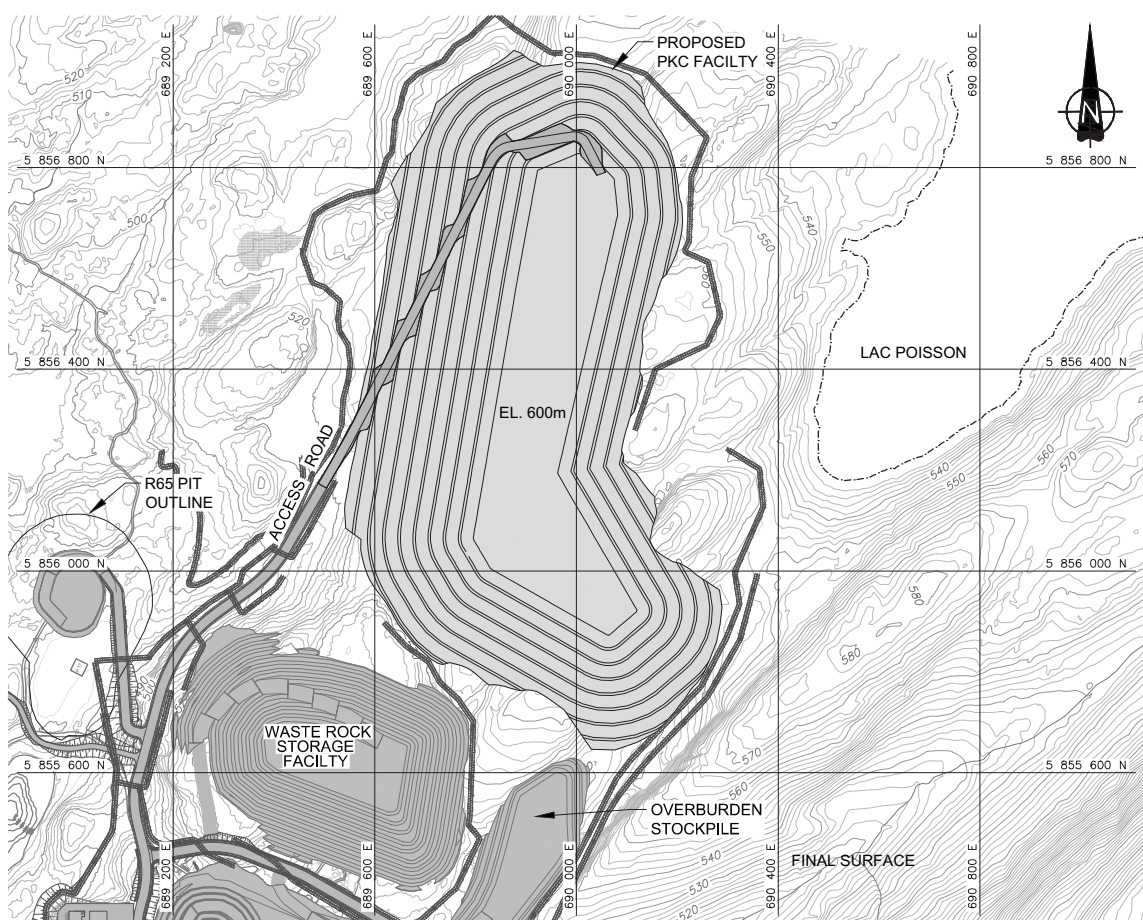
PROJECT No. 10-1427-0020		PHASE 3040	TASK 1000
DESIGN	C.M.	09MAY11	FILE No. 1014270020_3040-06
CADD	J.S.D.	09MAY11	SCALE AS SHOWN REV. 1
CHECK	C.M.	25AUG11	
REVIEW	P.M.B.	25AUG11	<b>FIGURE 6</b>



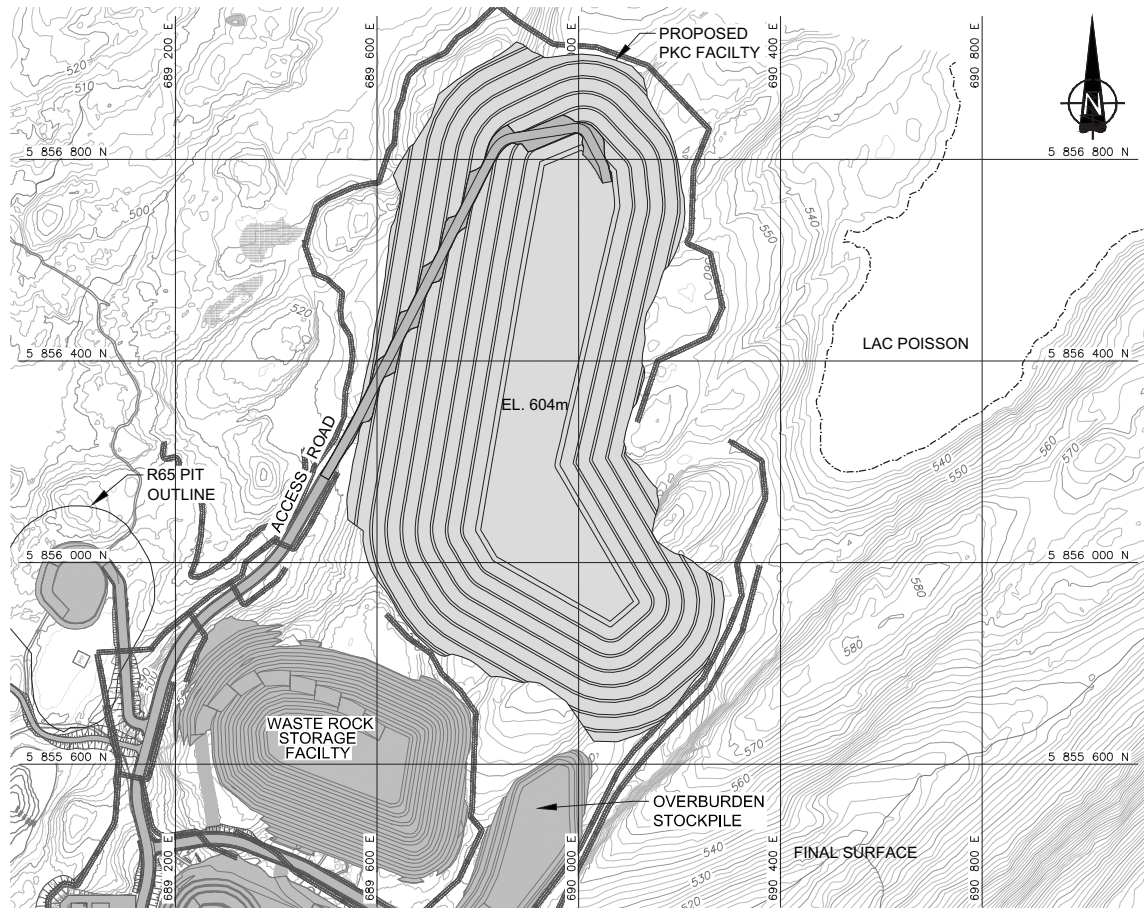
Drawing File: M:\Active\Year 2010\1427\10-1427-0020\Drafting\Phase 3040\CAD\1014270020\_3040-07.dwg Thursday, December 01, 2011 10:25:39 AM By: EAbella



**YEAR 16.9 PLAN AT EL. 590m** (AVAILABLE STORAGE CAPACITY = 20.40Mm<sup>3</sup>)  
SEE SCALE BAR "A"



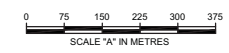
**YEAR 18.7 PLAN AT EL. 600m** (AVAILABLE STORAGE CAPACITY = 22.23Mm<sup>3</sup>)  
SEE SCALE BAR "A"  
NOTE: ADDITIONAL STORAGE OF APPROXIMATELY 1.2Mm<sup>3</sup> TO EL. 610m AVAILABLE.



**YEAR 19.3 PLAN AT EL. 604m** (AVAILABLE STORAGE CAPACITY = 22.63Mm<sup>3</sup>)  
SEE SCALE BAR "A"

- LEGEND**
- MAJOR 10m CONTOUR INTERVAL
  - MINOR 2m CONTOUR INTERVAL
  - - - - - APPROXIMATE LAC POISSON SHORELINE LOCATION
  - ▬ COLLECTION DITCH

- REFERENCE**
1. BASE PLAN PROVIDED BY LES DIAMANTS STORNOWAY (CANADA) INC.
  2. PROPOSED SITE INFRASTRUCTURE, STOCKPILES, PITS, ETC., PROVIDED BY SNC-LAVALIN INC.



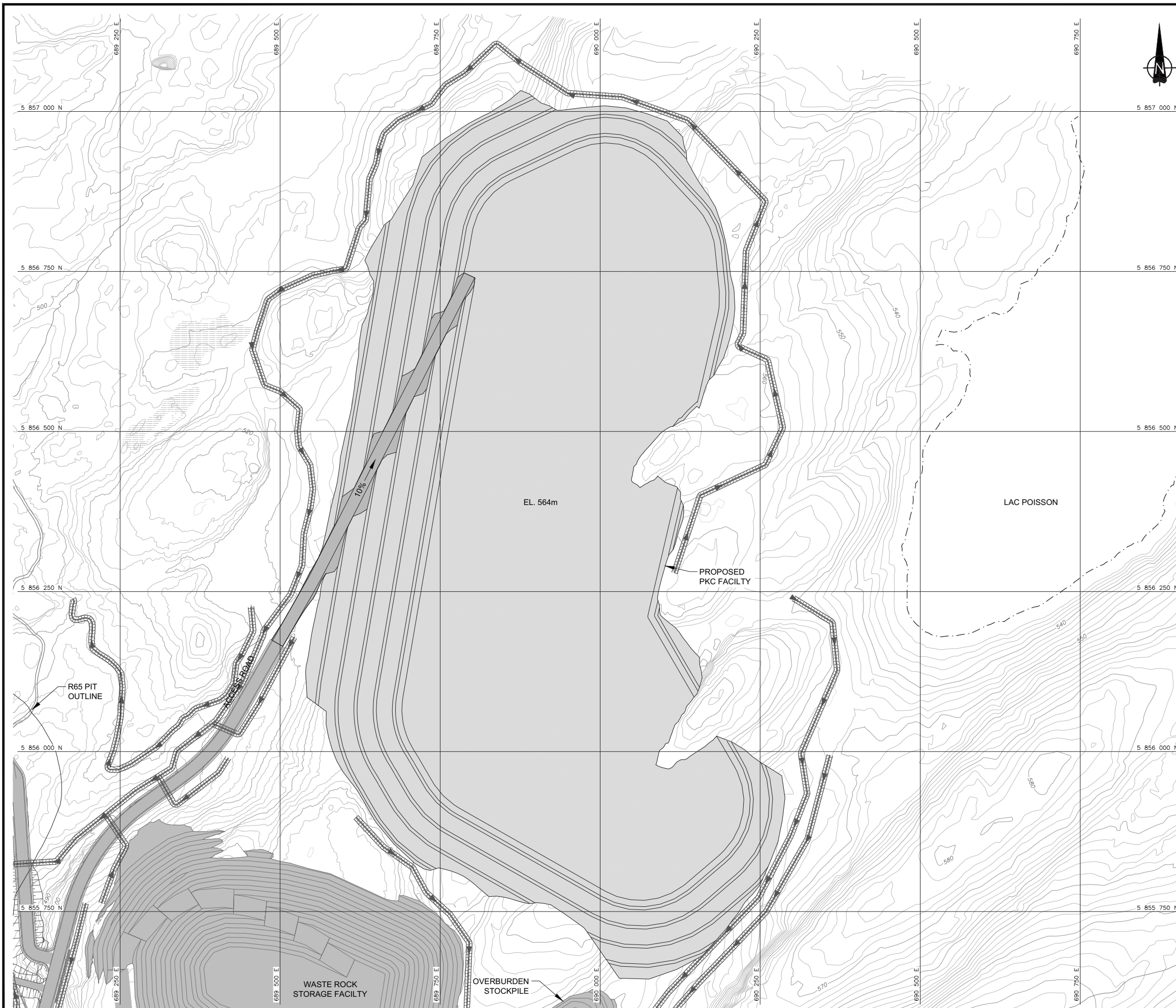
REV	DATE	DES	REVISION DESCRIPTION	CADD	CHK	RWV
△	10NOV2011	W.D.	REVISED BCS		E.A.	W.D. P.M.B.
△	07OCT2011	W.D.	REVISED BFS AND PLANT SITE		E.A.	W.D. P.M.B.
△	06JUL2011	C.M.	REVISED MINING SCHEDULES		J.H.	- -
△	13MAY2011	C.M.	ISSUED FOR DRAFT		J.S.D.	- -

PROJECT **LES DIAMANTS STORNOWAY (CANADA)  
RENARD PROJECT  
QUÉBEC, CANADA**

TITLE **BCS SCENARIO  
SEQUENCING PLAN (3 OF 3)**

	PROJECT No.	10-1427-0020	PHASE	3040	TASK	1000
	DESIGN	C.M.	09MAY11	FILE No.	1014270020_3040-07	
	CADD	J.S.D.	09MAY11	SCALE	AS SHOWN	REV. 1
	CHECK	C.M.	25AUG11	<b>FIGURE 7</b>		
	REVIEW	P.M.B.	25AUG11			

Drawing File: M:\Active\Year 2010\1427\10-1427-0020\Drafting\Phase 3040\CAD\1014270020\_3040-08.dwg Tuesday, November 08, 2011 1:29:30 PM By: EAbella

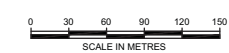


**LEGEND**

- MAJOR 10m CONTOUR INTERVAL
- MINOR 2m CONTOUR INTERVAL
- APPROXIMATE LAC POISSON SHORELINE LOCATION
- COLLECTION DITCH

**REFERENCE**

1. BASE PLAN PROVIDED BY LES DIAMANTS STORNOWAY (CANADA) INC.
2. PROPOSED SITE INFRASTRUCTURE, STOCKPILES, PITS, ETC., PROVIDED BY SNC-LAVALIN INC.



REV	DATE	DES	REVISION DESCRIPTION	CADD	CHK	RVW
△	10NOV2011	W.D.	REVISED BCS		E.A.	W.D. P.M.B.
△	07OCT2011	W.D.	REVISED BFS AND PLANT SITE		E.A.	W.D. P.M.B.
△	06JUL2011	C.M.	REVISED MINING SCHEDULES		J.H.	- -
△	13MAY2011	C.M.	ISSUED FOR DRAFT		J.S.D.	- -

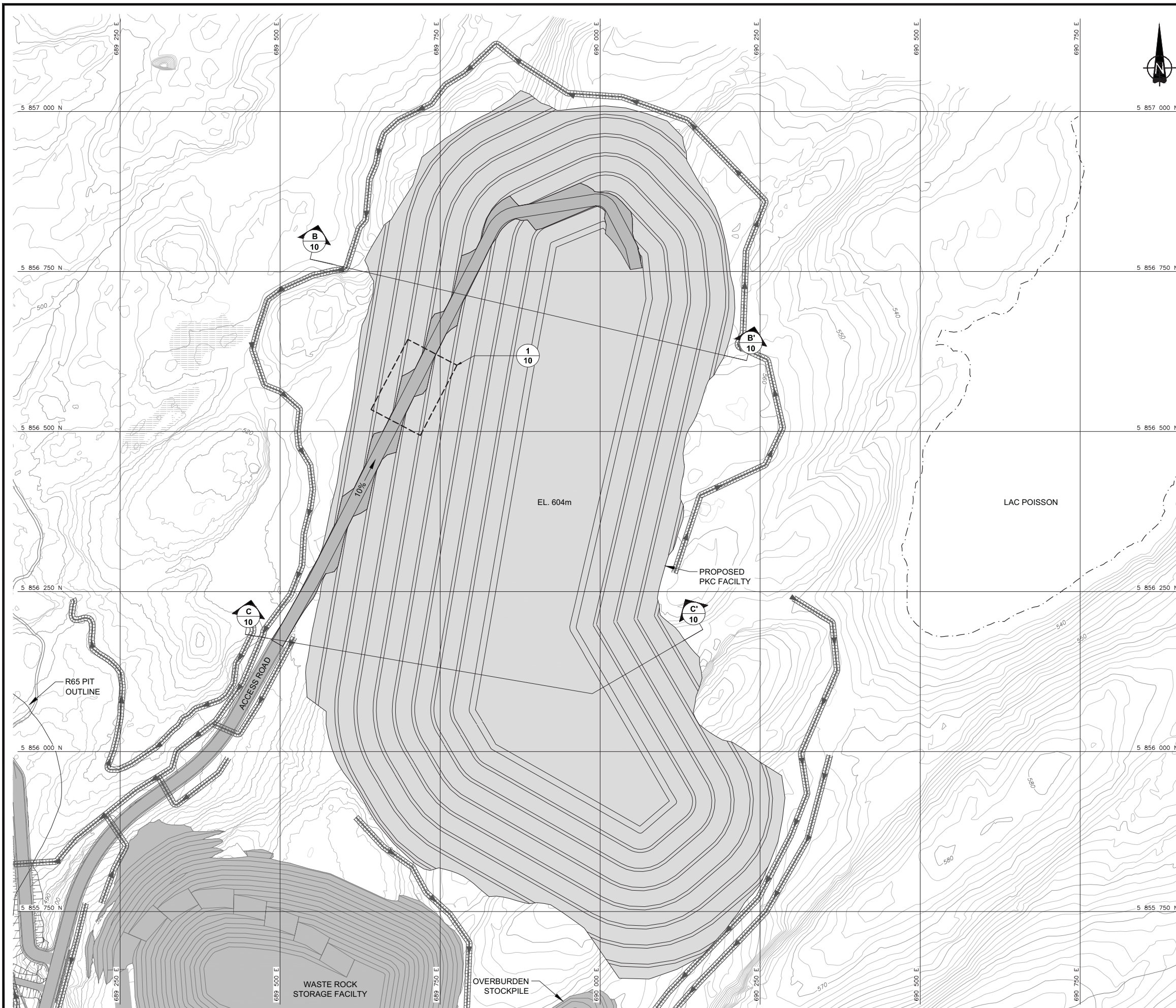
PROJECT **LES DIAMANTS STORNOWAY (CANADA)  
RENARD PROJECT  
QUÉBEC, CANADA**

TITLE **BFS SCENARIO - YEAR 11.7**

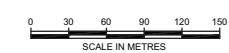
	PROJECT No.	10-1427-0020	PHASE	3040	TASK	1000
	DESIGN	C.M.	09MAY11	FILE No.	1014270020_3040-08	
	CADD	J.S.D.	09MAY11	SCALE	AS SHOWN	REV. 1
	CHECK	C.M.	25AUG11			
REVIEW	P.M.B.	25AUG11				

**FIGURE 8**

Drawing File: M:\Active\Year 2010\1427\10-1427-0020\Drafting\Phase 3040\CAD\1014270020\_3040-9.dwg Tuesday, November 08, 2011 1:53:34 PM By: EAbella



- LEGEND**
- MAJOR 10m CONTOUR INTERVAL
  - MINOR 2m CONTOUR INTERVAL
  - APPROXIMATE LAC POISSON SHORELINE LOCATION
  - COLLECTION DITCH
- REFERENCE**
1. BASE PLAN PROVIDED BY LES DIAMANTS STORNOWAY (CANADA) INC.
  2. PROPOSED SITE INFRASTRUCTURE, STOCKPILES, PITS, ETC., PROVIDED BY SNC-LAVALIN INC.



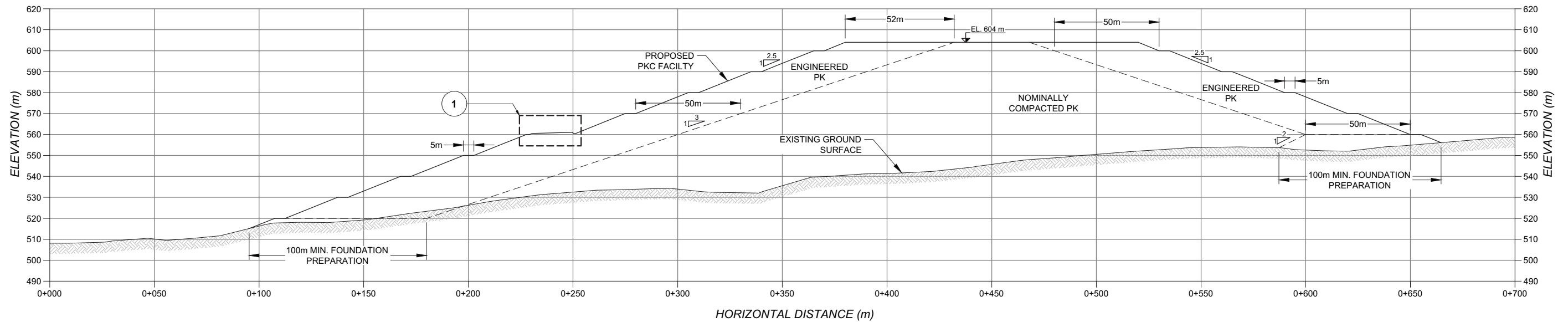
REV	DATE	DES	REVISION DESCRIPTION	CADD	CHK	RVW
△	10NOV2011	W.D.	REVISED BCS		E.A.	W.D. P.M.B.
△	07OCT2011	W.D.	REVISED BFS AND PLANT SITE		E.A.	W.D. P.M.B.
△	06JUL2011	C.M.	REVISED MINING SCHEDULES		J.H.	- -
△	13MAY2011	C.M.	REVISED MINING SCHEDULES		J.S.D.	- -

PROJECT **LES DIAMANTS STORNOWAY (CANADA)  
RENARD PROJECT  
QUÉBEC, CANADA**

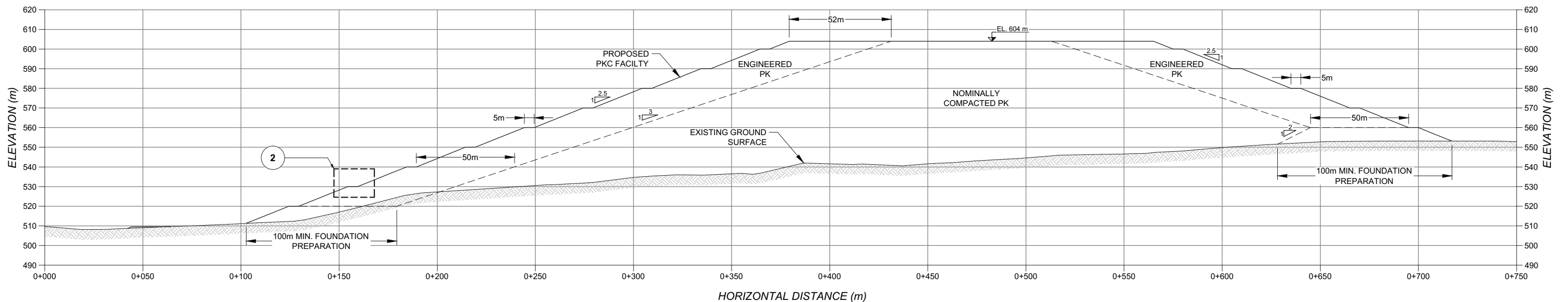
TITLE **BCS SCENARIO - YEAR 19.3**

	PROJECT No.	10-1427-0020	PHASE	3040	TASK	1000
	DESIGN	C.M.	09MAY11	FILE No.	1014270020_3040-9	
	CADD	J.S.D.	09MAY11	SCALE	AS SHOWN	REV. 1
	CHECK	C.M.	25AUG11			
REVIEW	P.M.B.	25AUG11	<b>FIGURE 9</b>			

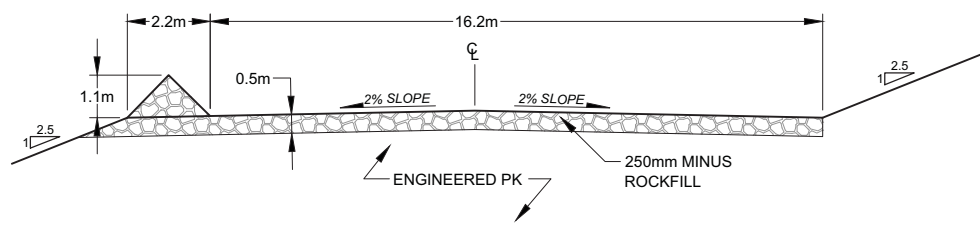
Drawing File: M:\Active\Year 2010\1427\110-1427-0020\Drafting\Phase 3040\CAD\1014270020\_3040-10.dwg Tuesday, November 08, 2011 4:54:10 PM By: EAbella



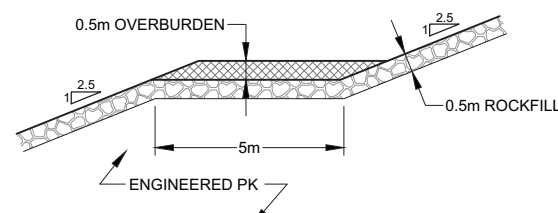
**B**  
**9** CROSS-SECTION B-B'  
SEE SCALE BAR "A"



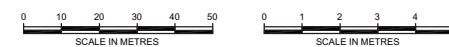
**C**  
**9** CROSS-SECTION C-C'  
SEE SCALE BAR "A"



**1** HAUL ROAD DETAIL  
SEE SCALE BAR "B"



**2** PROGRESSIVE CLOSURE DETAIL  
SEE SCALE BAR "B"



REV	DATE	DES	REVISION DESCRIPTION	CADD	CHK	RVW
△	10NOV2011	W.D.	REVISED BCS		E.A.	W.D. P.M.B.
△	07OCT2011	W.D.	REVISED BFS AND PLANT SITE		E.A.	W.D. P.M.B.
△	06JUL2011	C.M.	REVISED MINING SCHEDULES		J.H.	- -
△	13MAY2011	C.M.	REVISED MINING SCHEDULES		J.S.D.	- -

PROJECT: LES DIAMANTS STORNOWAY (CANADA)  
RENARD PROJECT  
QUÉBEC, CANADA

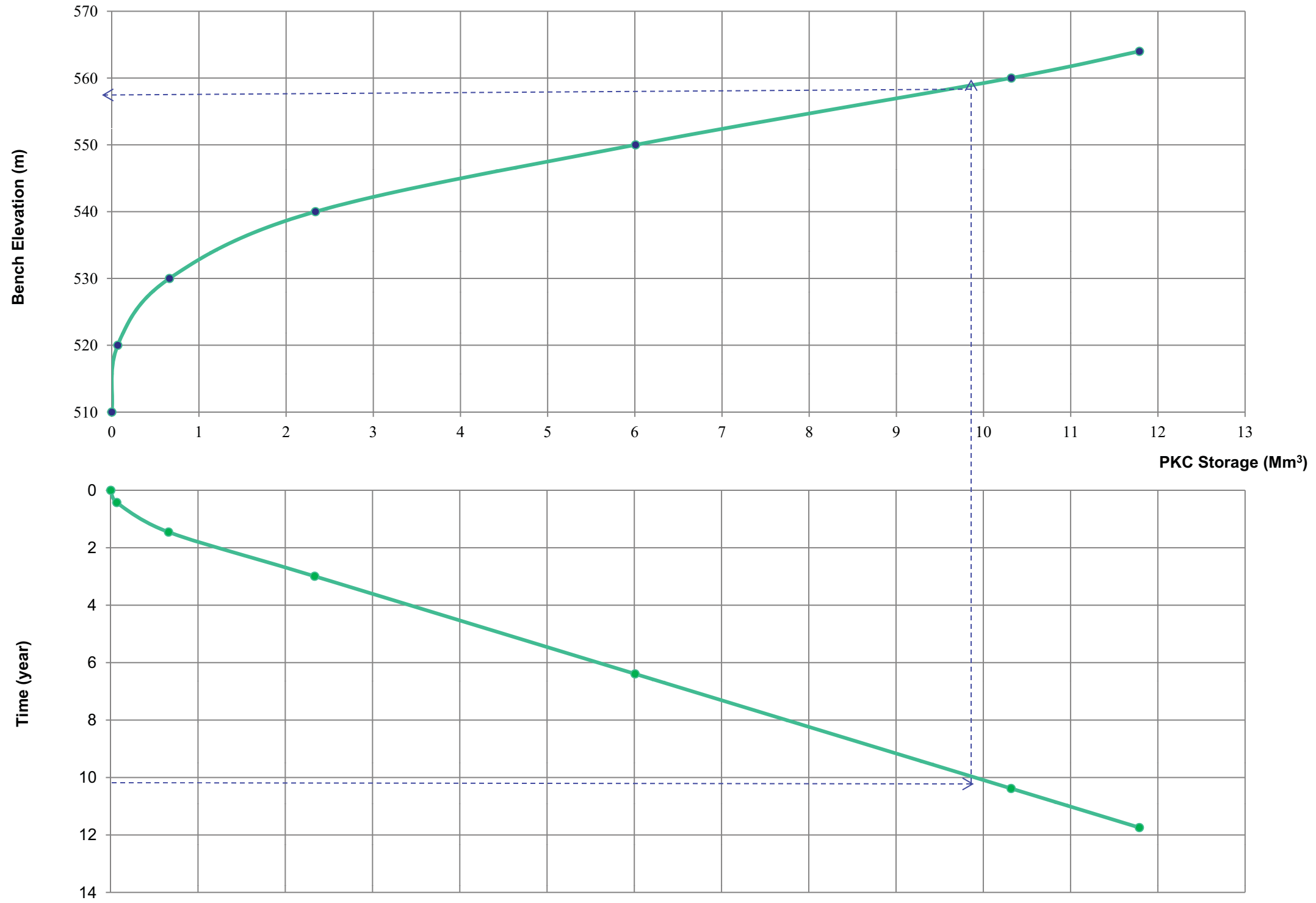
TITLE: CROSS-SECTION B-B' AND CROSS-SECTION C-C'

PROJECT No.	10-1427-0020	PHASE	3040	TASK	1000
DESIGN	C.M.	09MAY11	FILE No.	1014270020_3040-10	
CADD	J.S.D.	09MAY11	SCALE	AS SHOWN	REV. 1
CHECK	C.M.	25AUG11			
REVIEW	P.M.B.	25AUG11			

**FIGURE 10**



O:\Active\2010\1427\10-1427-0020 Stornoway\3040 - PKC-Waste Rock-Overburden Facility Design\2-November 2011 Update of BCS



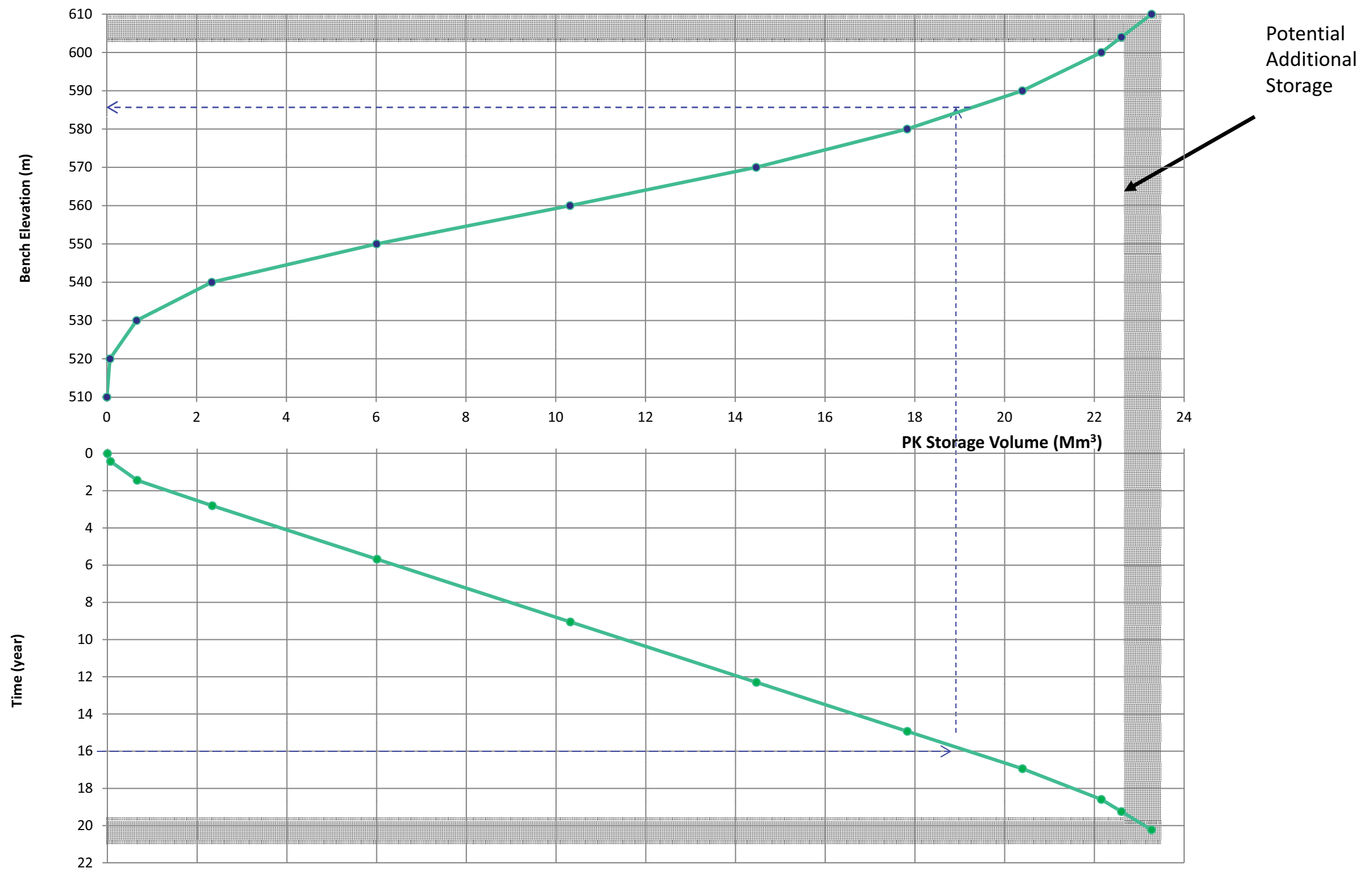
**Notes on How to Read the Storage Capacity Curve:**

1. Start with time. (For this example, use 10 years)
2. Project a line horizontally until it intersects with the time vs. storage volume curve. (approximately 9.8 Mm³)
3. At the intersection point from Step 2), project a line vertically until it intersects with the elevation vs. storage curve).
4. At the intersection point from Step 3), project a line horizontally to the y-axis. (approximately EL. 559 m).
5. Therefore, at 10 years the PKC Facility has an estimated cumulative storage of 9.8 Mm³ at elevation EL. 559 m.

PROJECT		RENARD PROJECT LES DIAMANTS STORNOWAY (CANADA) INC QUÉBEC, CANADA		
TITLE		STORAGE CAPACITY CURVE BFS SCENARIO		
PROJECT No.		10-1427-0020	PHASE No. 3040	
DESIGN	DYH	08NOV11	SCALE	NTS REV.1
CADD	DYH	08NOVP1	FIGURE 11	
CHECK	PMB	10NOV11		
REVIEW	PMB	10NOV11		



O:\Active\2010\1427\10-1427-0020 Stornoway\3040 - PKC-Waste Rock-Overburden Facility Design\2-November 2011 Update of BCS



**Notes on How to Read the Storage Capacity Curve:**

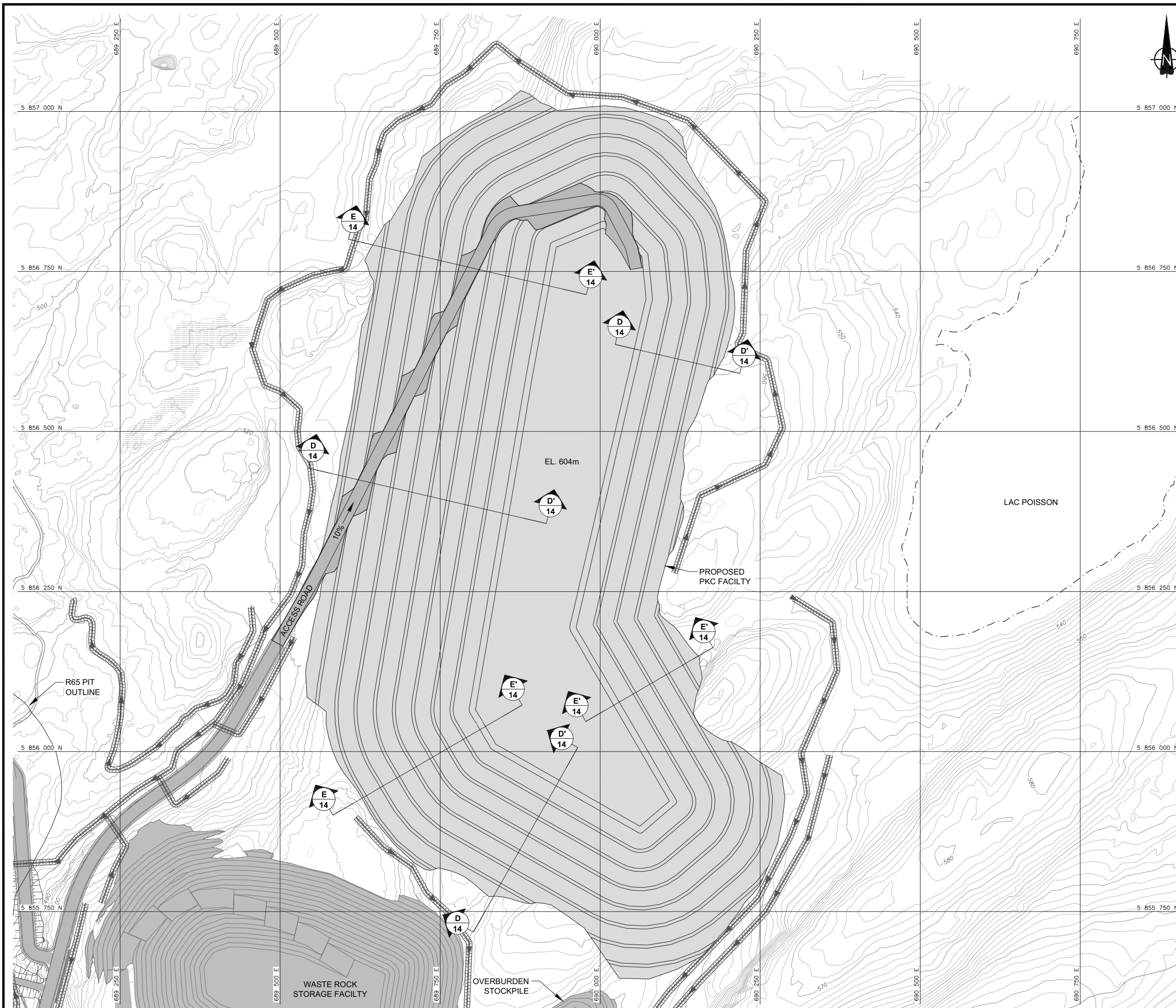
- 1.Start with time. (For this example, use 16 years)
- 2.Project a line horizontally until it intersects with the time vs. storage volume curve. (approximately 18.9 Mm³)
- 3.At the intersection point from Step 2), project a line vertically until it intersects with the elevation vs. storage curve).
- 4.At the intersection point from Step 3), project a line horizontally to the y-axis. (approximately EL. 584 m).
- 5.Therefore, at 12 years the PKC Facility has an estimated cumulative storage of 18.9 Mm³ at elevation EL. 584 m.

PROJECT		<b>RENARD PROJECT</b>	
DESIGN		<b>LES DIAMANTS STORNOWAY (CANADA) INC</b>	
CADD		<b>QUÉBEC, CANADA</b>	
TITLE			
<b>STORAGE CAPACITY CURVE</b>			
<b>BCS SCENARIO</b>			
PROJECT No. 10-1427-0020		PHASE No. 3040	
DESIGN	DYH	08NOV11	SCALE NTS REV.1
CADD	DYH	08NOV11	
CHECK	PMB	10NOV11	<b>FIGURE 12</b>
REVIEW	PMB	10NOV11	





Drawing File: M:\Active\Year 2010\1427\10-1427-0020\Drafting\Phase 3040\CAD\1014270020\_3040-13.dwg Tuesday, November 08, 2011 11:53:34 AM By: EAbella

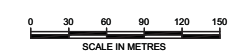


**LEGEND**

- MAJOR 10m CONTOUR INTERVAL
- MINOR 2m CONTOUR INTERVAL
- APPROXIMATE LAC POISSON SHORELINE LOCATION
- COLLECTION DITCH

**REFERENCE**

1. BASE PLAN PROVIDED BY LES DIAMANTS STORNOWAY (CANADA) INC.
2. PROPOSED SITE INFRASTRUCTURE, STOCKPILES, PITS, ETC., PROVIDED BY SNC-LAVALIN INC.



REV	DATE	DES	REVISION DESCRIPTION	CADD	CHK	RVW
△	10NOV2011	W.D.	REVISED BCS		E.A.	W.D. P.M.B.
△	07OCT2011	W.D.	REVISED BFS AND PLANT SITE		E.A.	W.D. P.M.B.
△	06JUL2011	C.M.	REVISED MINING SCHEDULES		J.H.	- -
△	13MAY2011	C.M.	ISSUED FOR DRAFT		J.S.D.	- -

PROJECT **LES DIAMANTS STORNOWAY (CANADA)  
RENARD PROJECT  
QUÉBEC, CANADA**

TITLE **INSTRUMENTATION PLAN VIEW**

	PROJECT No.	10-1427-0020	PHASE	3040	TASK	1000
	DESIGN	C.M.	13MAY11	FILE No.	1014270020_3040-13	
	CADD	J.S.D.	13MAY11	SCALE	AS SHOWN	REV. 1
	CHECK	C.M.	25AUG11	<b>FIGURE 13</b>		
REVIEW	P.M.B.	25AUG11				

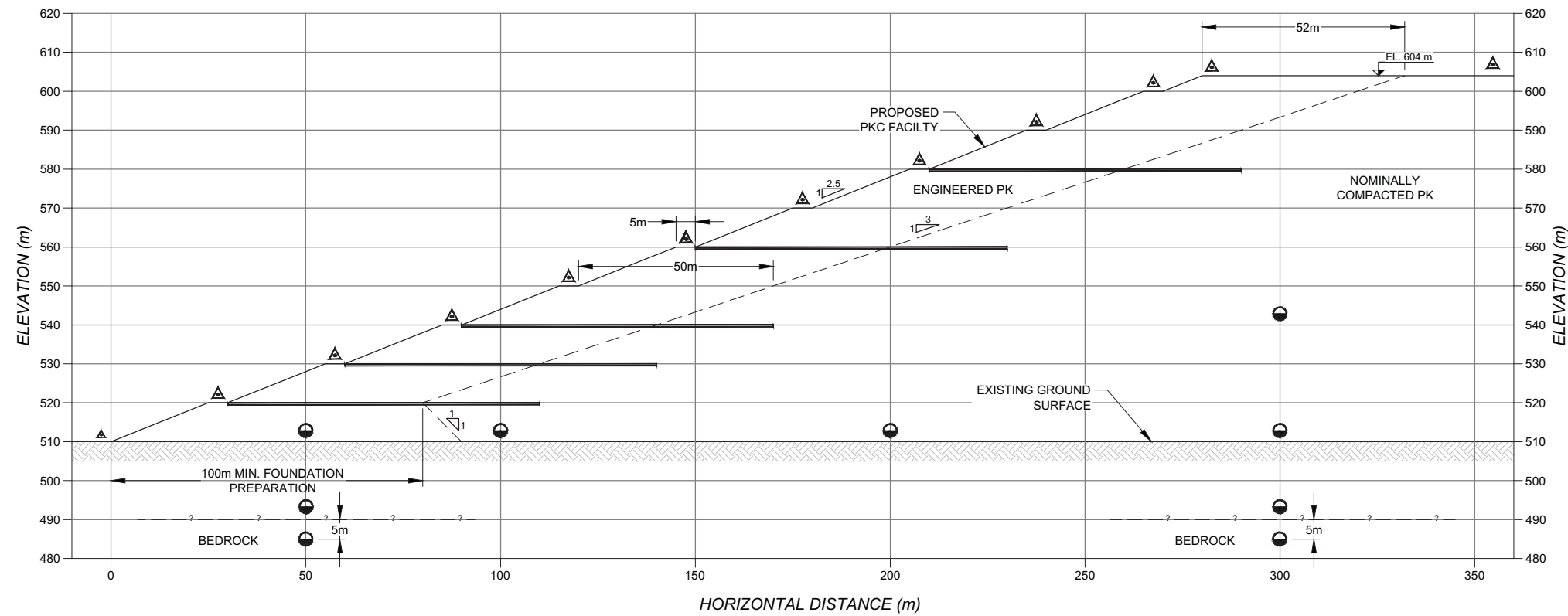
Drawing File: M:\Active\Year 2010\1427\10-1427-0020\Drafting\Phase 3040\CAD\1014270020\_3040-14.dwg Tuesday, November 08, 2011 4:55:47 PM By: EAbella

**LEGEND**

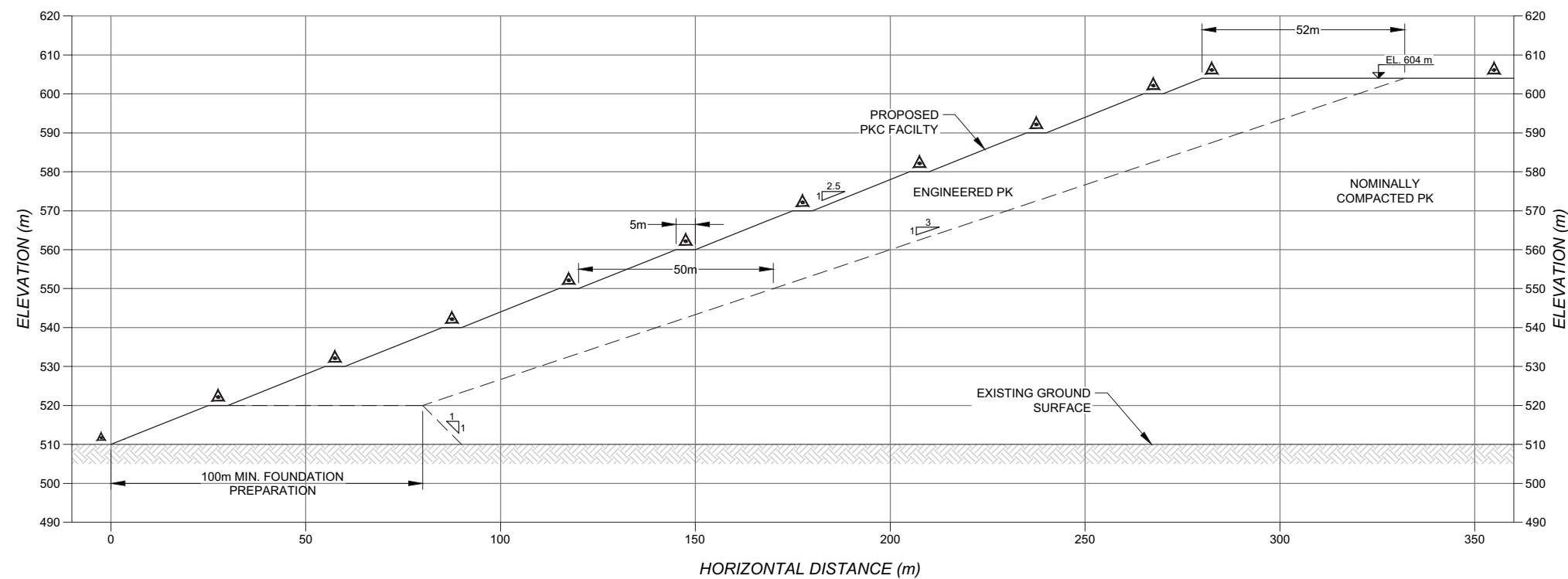
- PIEZOMETER LOCATION
- THERMISTOR LOCATION
- SURVEY MONUMENT LOCATION

**REFERENCE**

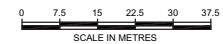
1. BASE PLAN PROVIDED BY LES DIAMANTS STORNOWAY (CANADA) INC.
2. PROPOSED SITE INFRASTRUCTURE, STOCKPILES, PITS, ETC., PROVIDED BY SNC-LAVALIN INC.



**D**  
13 **TYPICAL CROSS-SECTION D-D'**



**E**  
13 **TYPICAL CROSS-SECTION E-E'**



REV	DATE	DES	REVISION DESCRIPTION	E.A.	CHK	RVW
△	10NOV2011	W.D.	REVISED BCS	E.A.	W.D.	P.M.B.
△	07OCT2011	W.D.	REVISED BFS AND PLANT SITE	E.A.	W.D.	P.M.B.
△	06JUL2011	C.M.	REVISED MINING SCHEDULES	J.H.	-	-
△	12APR2011	C.M.	DESCRIPTION - ISSUED FOR REVIEW	E.A.	-	-

PROJECT **LES DIAMANTS STORNOWAY (CANADA)  
RENARD PROJECT  
QUÉBEC, CANADA**

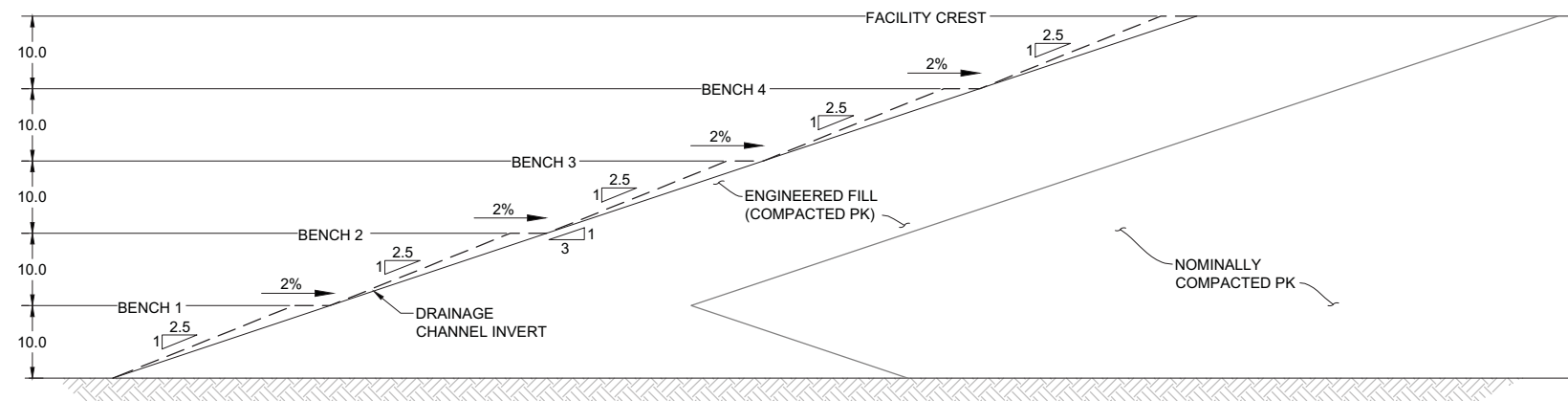
TITLE **TYPICAL INSTRUMENTATION  
CROSS-SECTIONS**

	PROJECT No.	10-1427-0020	PHASE	3040	TASK	1000
	DESIGN	C.M.	28MAR11	FILE No.	1014270020_3040-14	
	CADD	E.A.	07MAR11	SCALE	AS SHOWN	REV. 1
	CHECK	C.M.	25AUG11	<b>FIGURE 14</b>		
	REVIEW	P.M.B.	25AUG11			

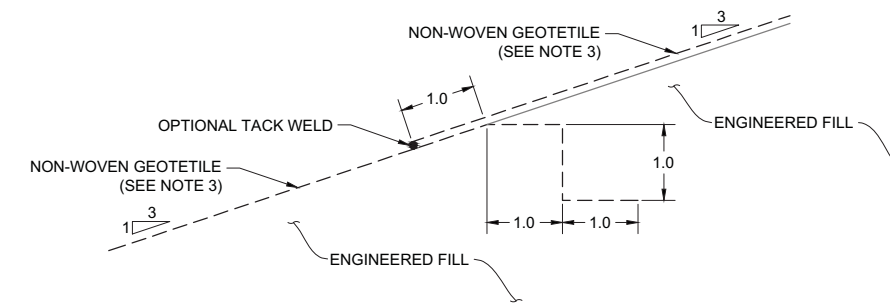
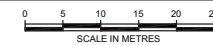
Drawing File: M:\Active\Year 2010\1427\10-1427-0020\Drafting\Phase 3040\CAD\1014270020\_3040-15.dwg Thursday, October 06, 2011 12:19:29 PM By: EAbella

**NOTES**

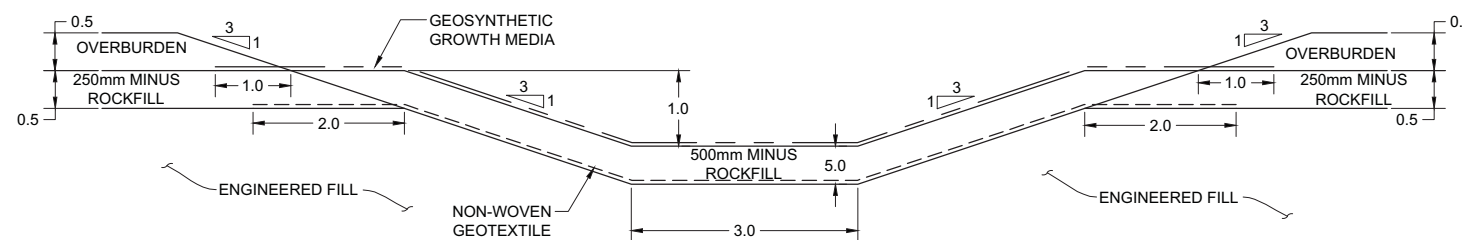
1. ALL UNITS ARE IN METRES UNLESS NOTED OTHERWISE.
2. OVERBURDEN SURFACE AND SURFACE OF GEOSYNTHETIC GROWTH MEDIA TO BE VEGETATED (SPECIFIED BY OTHERS).
3. ADD 0.5m LAYER OF 500mm MINUS ROCKFILL AND GEOSYNTHETIC GROWTH MEDIA.




**DRAINAGE CHANNEL - PROFILE**



**ANCHOR TRENCH AND OVERLAP**



**DRAINAGE CHANNEL - CROSS-SECTION**



REV	DATE	DES	REVISION DESCRIPTION	CADD	CHK	RVW
△	10NOV2011	W.D.	REVISED BCS	E.A.	W.D.	P.M.B.
△	07OCT2011	W.D.	REVISED BFS AND PLANT SITE	E.A.	W.D.	P.M.B.
△	06JUL2011	C.M.	REVISED MINING SCHEDULES	J.S.D.	-	-
△	30MAY2011	P.M.B.	ISSUED FOR DRAFT	J.D.	-	-

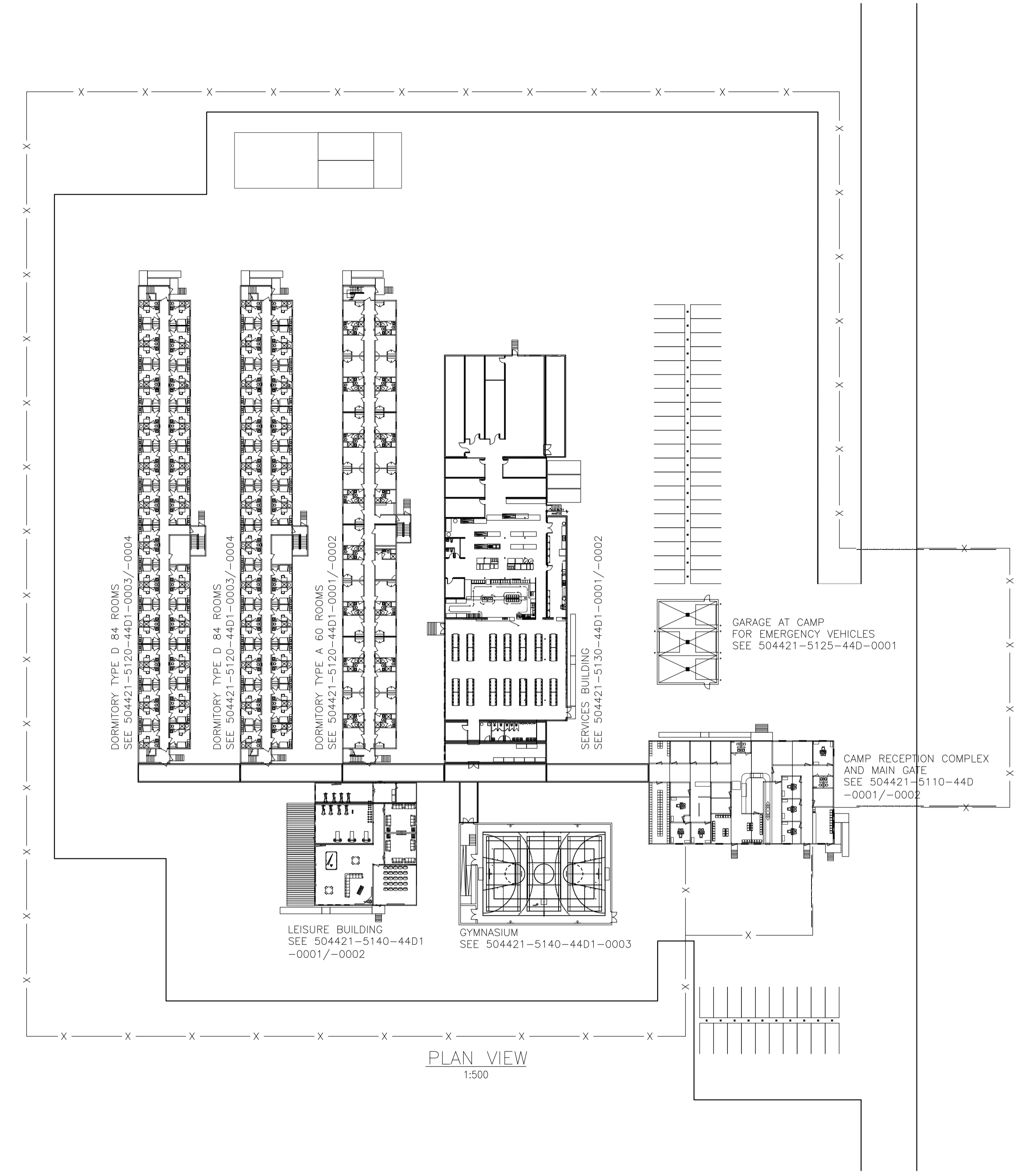
PROJECT: **LES DIAMANTS STORNOWAY (CANADA)  
RENARD PROJECT  
QUÉBEC, CANADA**

TITLE: **DRAINAGE CHANNEL  
DETAILS**



PROJECT No.	10-1427-0020	PHASE	3040	TASK	1000
DESIGN	C.M.	09MAY11	FILE No.	1014270020_3040-15	
CADD	J.S.D.	09MAY11	SCALE	AS SHOWN	REV. 0
CHECK	C.M.	25AUG11	<b>FIGURE 15</b>		
REVIEW	P.M.B.	25AUG11			

**COMPLEXE D'HABITATION ET DE SERVICES  
ET INSTALLATIONS CONNEXES**



PLAN VIEW  
1:500

ISSUE REGISTER		ISSUE REGISTER		REVISION REGISTER		REVISION REGISTER		No		REFERENCE DRAWINGS NUMBER							
ISSUE No	REV.	DATE (Y/M/D)	PURPOSE OF ISSUE	TRANSMISSION LETTER No	ISSUE No	REV.	DATE (Y/M/D)	PURPOSE OF ISSUE	TRANSMISSION LETTER No	No	REVISION DESCRIPTION	DATE (Y/M/D)	INITIALS: * DESIGNED ** APPROVED	No	REVISION DESCRIPTION	DATE (Y/M/D)	INITIALS: * DESIGNED ** APPROVED
04	01	2011/03/05	FOR BID														
03	00	2011/03/22	FOR BID														
02	PB	2011/02/11	FOR CLIENT REVIEW & COMMENT														
01	PA	2011/02/10	FOR INTERNAL COORDINATION														

PROFESSIONAL SEAL

**SNC-LAVALIN**  
465, René-Lévesque Blvd. West  
Montreal (Québec) Canada H2Z 1Z3

**OUTLAND CAMPS**

PREPARATION: G.B.  
DISCIPLINE ENGINEER: G.B.

DRAWN: F.R.  
ENGINEERING MANAGER: F.R.

CHECKED: M.L.  
PROJECT MANAGER: M.L.

DATE: 2011/02/10  
CLIENT

SCALE: 1:500

**stornoway**  
Canada Inc.

PROJECT: RENARD PROJECT

TITLE: ON-SITE UTILITIES AND INFRASTRUCTURES  
CAMP RECEPTION COMPLEX, PERMANENT  
ACCOMMODATION, SERVICES AND LEISURE  
BUILDINGS LAYOUT

PROJECT No	SUBDIVISION	SUBJECT	SERIAL	REV.
504421	5100	44_D1	0001	01

CLIENT: **les diarmants**

PROJECT: **RENARD PROJECT**

TITLE: ON-SITE UTILITIES AND INFRASTRUCTURES  
CAMP RECEPTION COMPLEX, PERMANENT  
ACCOMMODATION, SERVICES AND LEISURE  
BUILDINGS LAYOUT

PROJECT No	SUBDIVISION	SUBJECT	SERIAL	REV.
504421	5100	44_D1	0001	01

504421A1HEN - FRAME A1 HORIZONTAL ENGLISH

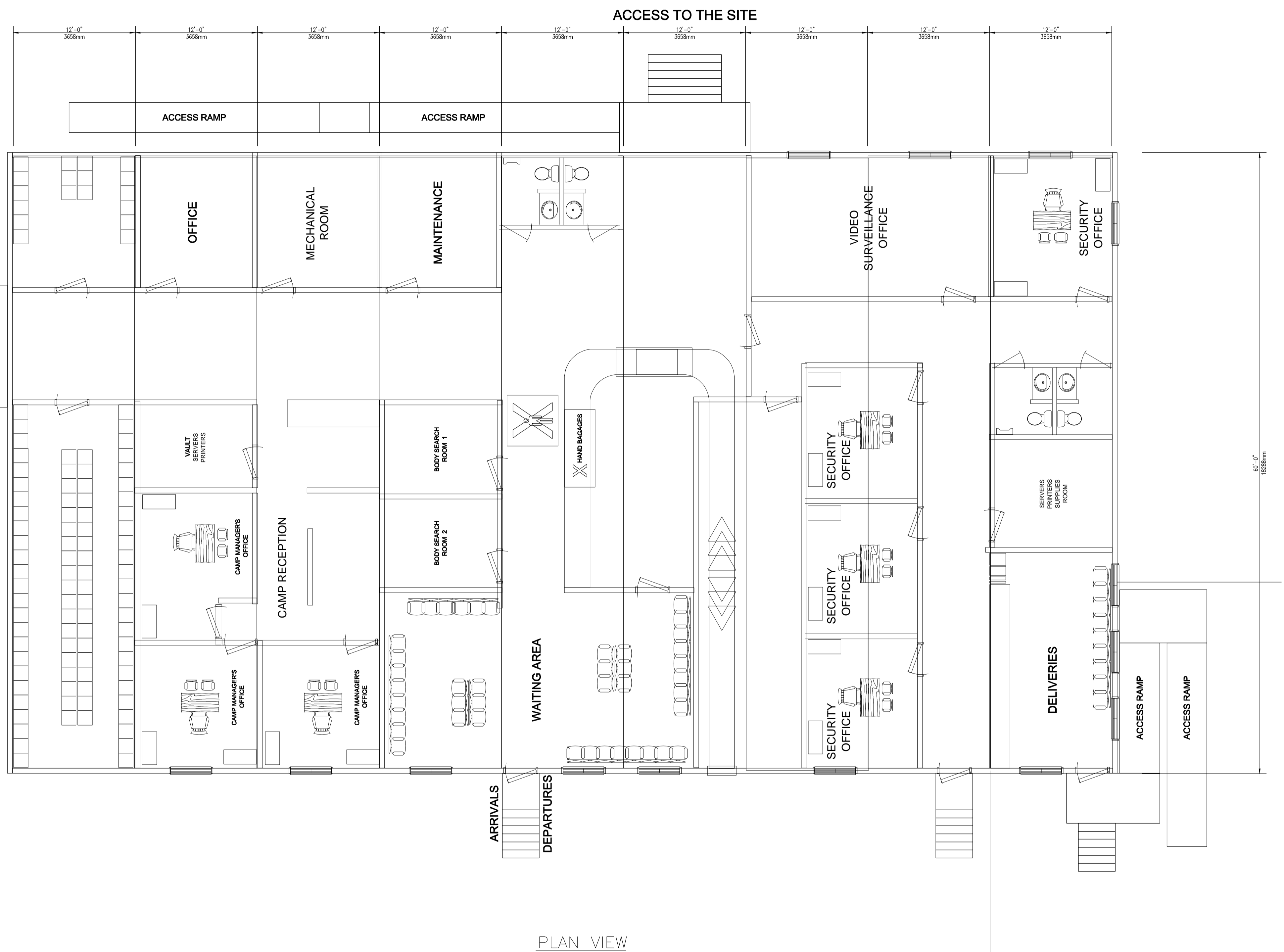
LAST SAVE: 2011/04/05 - 2:32pm  
PATH: R:\504421\4\_A\_Architectural\504421-5100-44D1-0001-01.dwg

D

C

B

A



PLAN VIEW  
1:75

LAST SAVE: 2011/04/07 - 1:59pm  
PATH: R:\504421\4\_Architectural\Emissions\2011-04-05 - Issued for BID\504421-5110-44D1-0001-00.dwg

ISSUE REGISTER		ISSUE REGISTER		REVISION REGISTER		REVISION REGISTER		REVISION REGISTER		REFERENCE DRAWINGS NUMBER							
ISSUE No	REV.	DATE (Y/M/D)	PURPOSE OF ISSUE	TRANSMISSION LETTER No	ISSUE No	REV.	DATE (Y/M/D)	PURPOSE OF ISSUE	TRANSMISSION LETTER No	No	REVISION DESCRIPTION	DATE (Y/M/D)	**	No	REVISION DESCRIPTION	DATE (Y/M/D)	**
03	00	2011/04/05	FOR BID														
02	PB	2011/02/11	FOR CLIENT REVIEW & COMMENT														
01	PA	2011/02/10	FOR INTERNAL COORDINATION														

PROFESSIONAL SEAL

**SNC-LAVALIN**  
465, René-Lévesque Blvd. West  
Montreal (Québec) Canada H2Z 1Z3

PREPARATION  
DESIGNED R.B.  
DRAWN M.-P.T.  
CHECKED G.B./M.L. *G.B.*

DATE 2011/02/10  
SCALE AS SHOWN

**OUTLAND CAMPS**

APPROVAL  
DISCIPLINE ENGINEER  
ENGINEERING MANAGER  
PROJECT MANAGER  
CLIENT

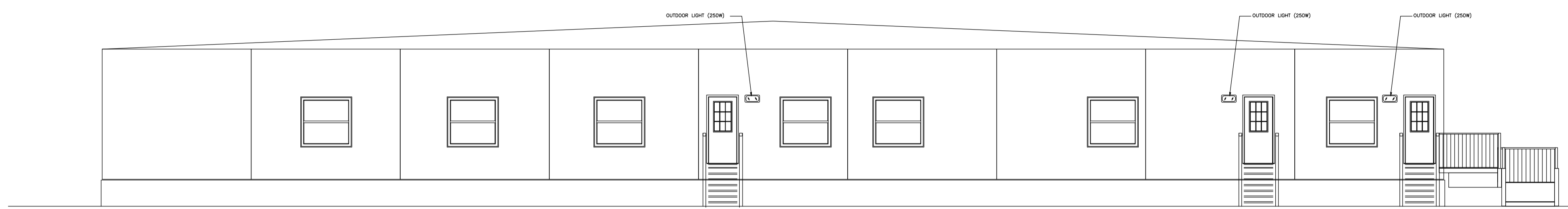
CLIENT **stornoway**  
les diamants (Canada) inc.

PROJECT **RENARD PROJECT**

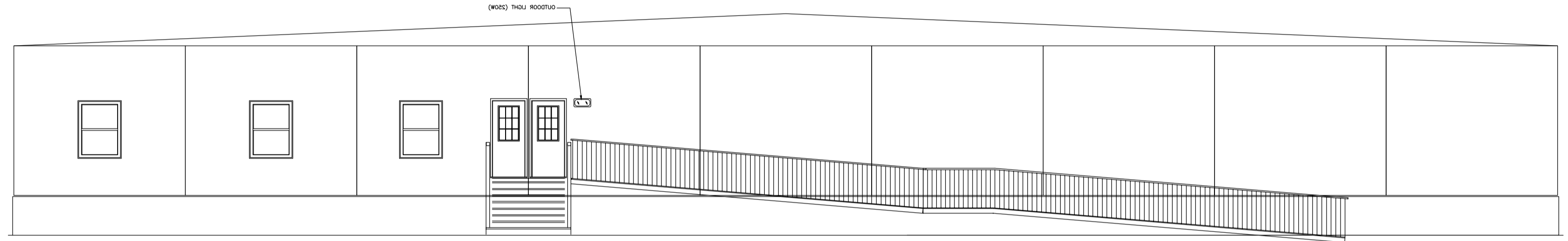
TITLE **ON-SITE UTILITIES AND INFRASTRUCTURES  
CAMP RECEPTION COMPLEX  
PLAN VIEW**

PROJECT No	SUBDIVISION	SUBJECT	SERIAL	REV.
504421	5110	44   D1	0001	00

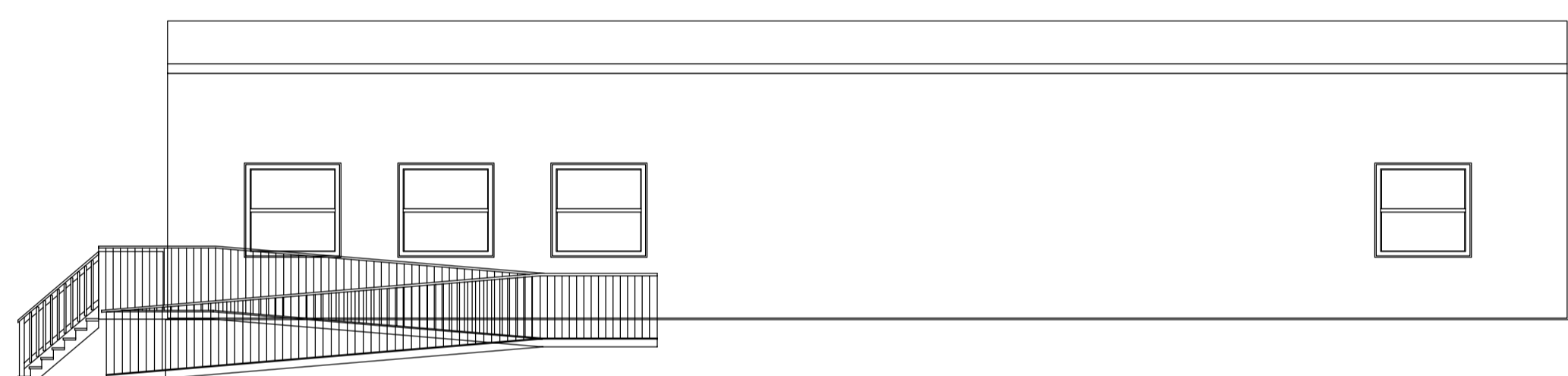
504421A1HEN - FRAME A1 HORIZONTAL ENGLISH



LEFT ELEVATION  
1:75



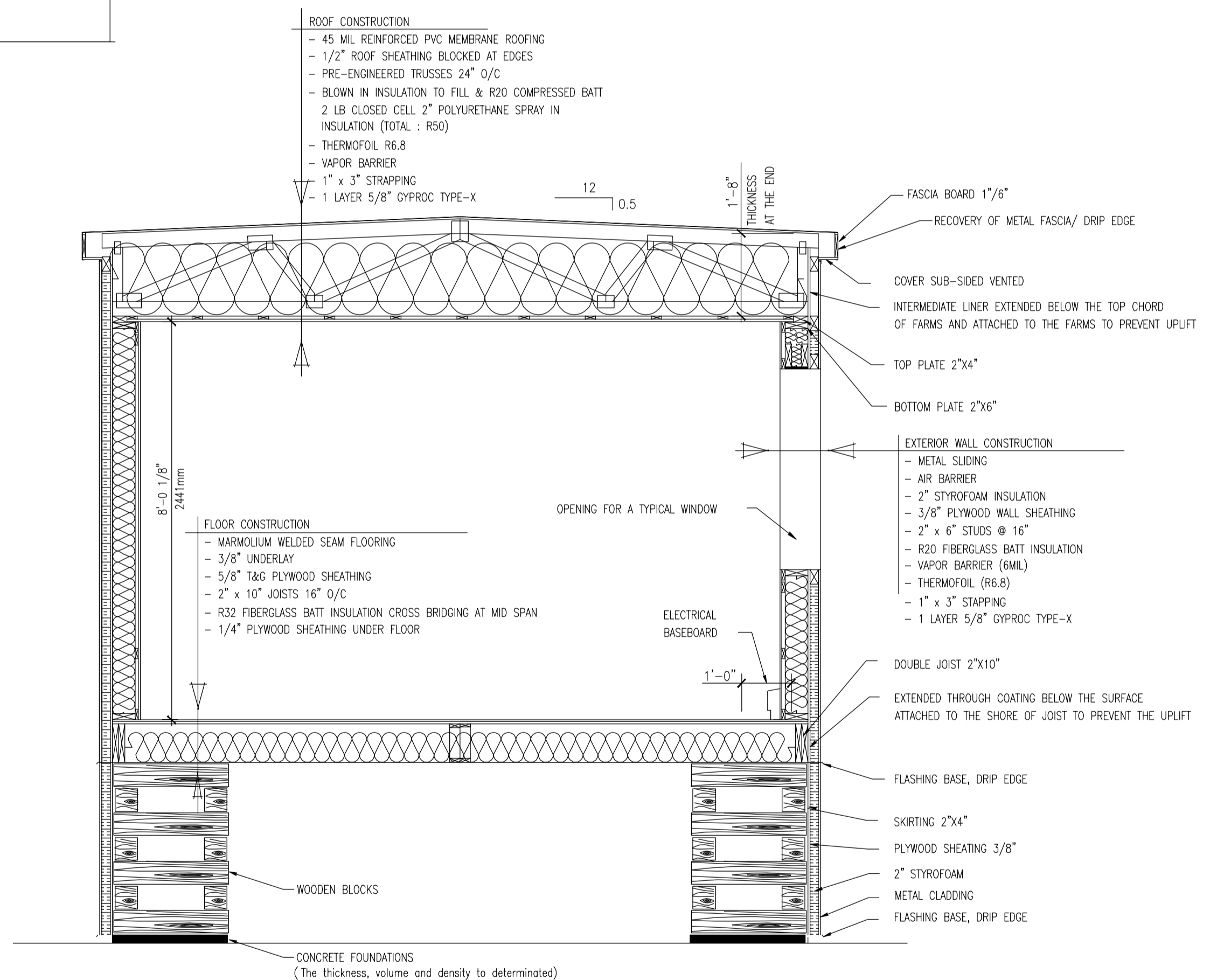
RIGHT ELEVATION  
1:75



FRONT ELEVATION  
1:75



REAR ELEVATION  
1:75



SECTION  
1:25

ISSUE No	REV.	DATE (Y/M/D)	PURPOSE OF ISSUE	TRANSMISSION LETTER No	ISSUE No	REV.	DATE (Y/M/D)	PURPOSE OF ISSUE	TRANSMISSION LETTER No	No	REVISION DESCRIPTION	DATE (Y/M/D)	INITIALS	No	REVISION DESCRIPTION	DATE (Y/M/D)	INITIALS	No	REFERENCE DRAWINGS NUMBER
04	01	2011/03/05	FOR BID																
03	00	2011/03/22	FOR BID																
02	PB	2011/02/11	FOR CLIENT REVIEW & COMMENT																
01	PA	2011/02/10	FOR INTERNAL COORDINATION																

PROFESSIONAL SEAL

**SNC-LAVALIN**  
465, René-Lévesque Blvd. West  
Montréal (Québec) Canada H2Z 1Z3

**OUTLAND CAMPS**

CLIENT: **stornoway** (Canada) Inc.

PROJECT: **RENARD PROJECT**

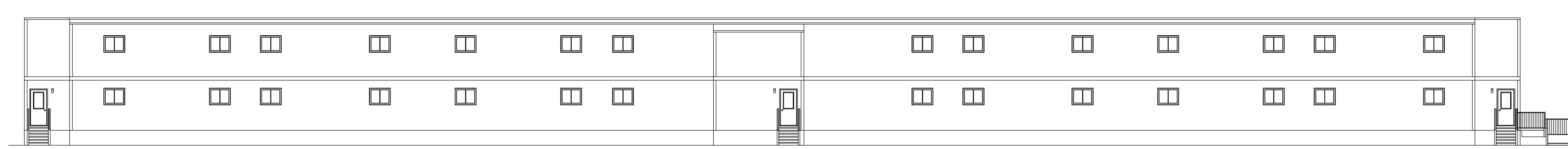
TITLE: **ON-SITE UTILITIES AND INFRASTRUCTURES CAMP RECEPTION COMPLEX ELEVATIONS AND SECTION**

DESIGNED	R.B.	DISCIPLINE ENGINEER
DRAWN	M.-P.T.	ENGINEERING MANAGER
CHECKED	G.B./M.L.	PROJECT MANAGER
DATE	2011/02/10	CLIENT

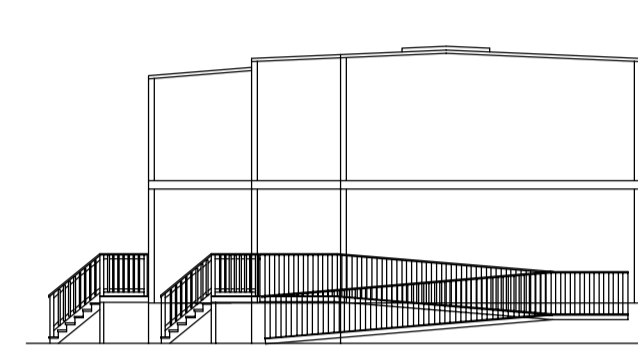
PROJECT No	SUBDIVISION	SUBJECT	SERIAL	REV.
504421	5110	44   D1	0002	01

504421A1HEN - FRAME A1 HORIZONTAL ENGLISH

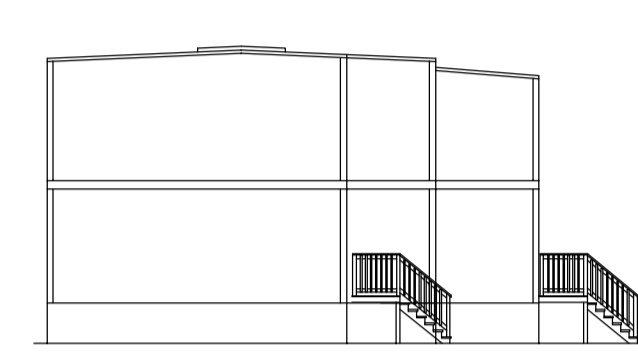
LAST SAVE: 2011/04/05 - 2:34pm  
PATH: R:\504421\44\_Architectural\504421-5110-44D1-0002-01.dwg



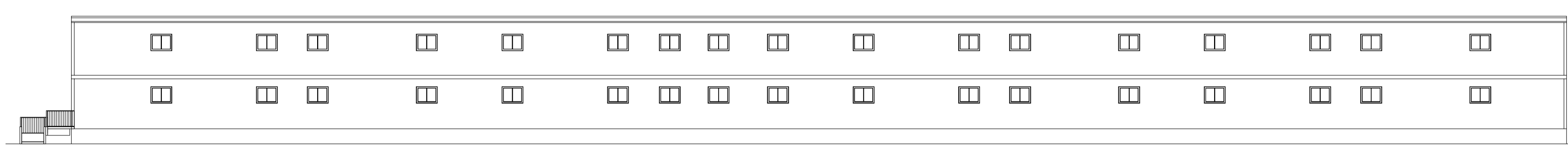
FRONT ELEVATION  
1:150



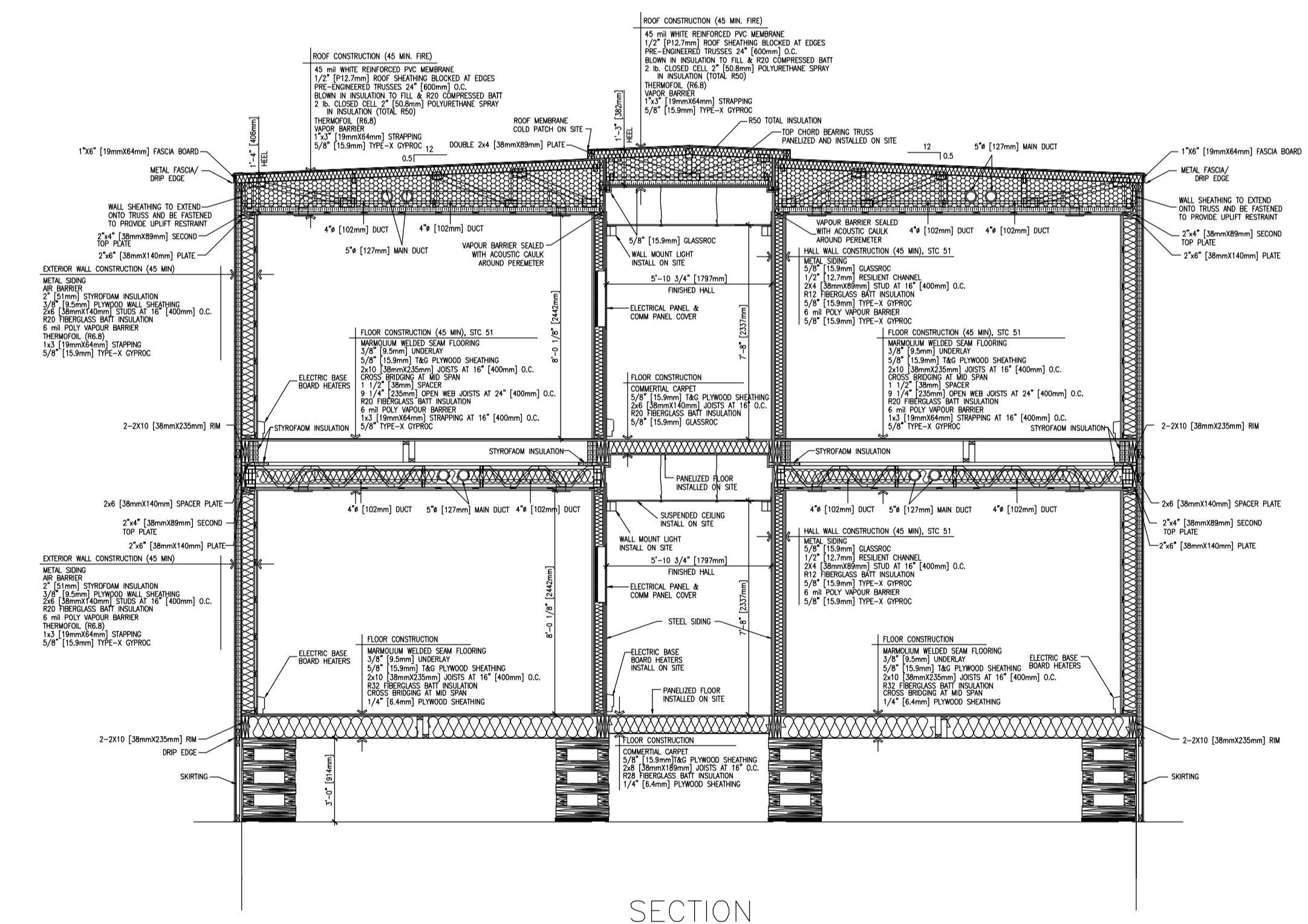
RIGHT ELEVATION  
1:150



LEFT ELEVATION  
1:150



REAR ELEVATION  
1:150



SECTION  
1:50

ISSUE REGISTER		ISSUE REGISTER		REVISION REGISTER		REVISION REGISTER		No		REFERENCE DRAWINGS NUMBER					
ISSUE No	REV.	DATE (Y/M/D)	PURPOSE OF ISSUE	TRANSMISSION LETTER No	ISSUE No	REV.	DATE (Y/M/D)	PURPOSE OF ISSUE	TRANSMISSION LETTER No	No	REVISION DESCRIPTION	DATE (Y/M/D)	No	REVISION DESCRIPTION	DATE (Y/M/D)
03	00	2011/03/22	FOR BID												
02	PB	2011/02/11	FOR CLIENT REVIEW & COMMENT												
01	PA	2011/02/10	FOR INTERNAL COORDINATION												

PROFESSIONAL SEAL

**SNC-LAVALIN**  
455, René-Lévesque Blvd. West  
Montreal (Québec) Canada H2Z 1Z3

**OUTLAND CAMPS**

**stornoway**  
(CORNEIS) INC.

CLIENT: RENARD PROJECT

PROJECT: TITLE/ONSITE UTILITIES AND INFRASTRUCTURES PERMANENT ACCOMMODATION BUILDING DORMITORY TYPE A LAYOUT ELEVATIONS AND SECTION

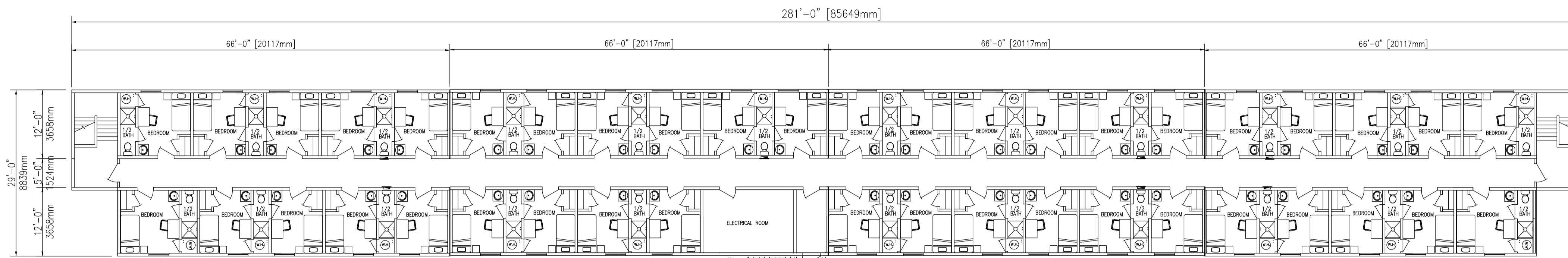
DESIGNED	R.B.	DISCIPLINE ENGINEER
DRAWN	M.-P.T.	ENGINEERING MANAGER
CHECKED	G.B./M.L.	PROJECT MANAGER
DATE	2011/02/10	CLIENT

PROJECT No	SUBDIVISION	SUBJECT	SERIAL	REV.
504421	5120	44 / D1	0002	00

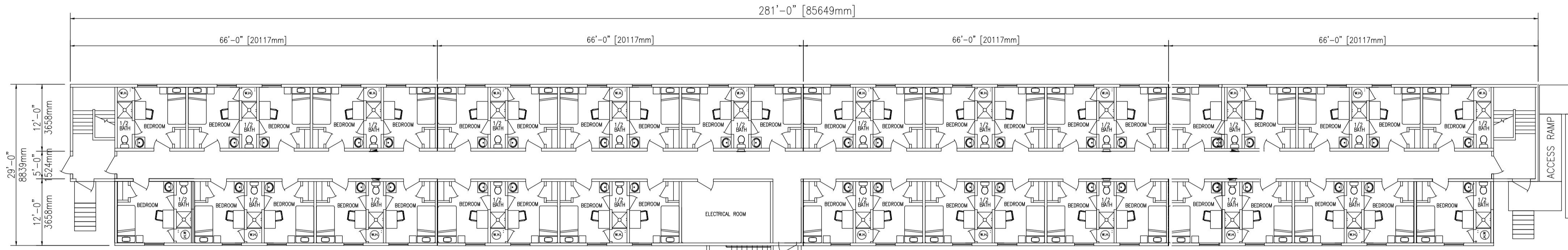
504421ATHEN - FRAME AT HORIZONTAL ENGLISH

LAST SAVE: 2011/03/22 - 10:24am  
PATH: R:\504421\4\_Architectural\504421-5120-44D1-0002-00.dwg

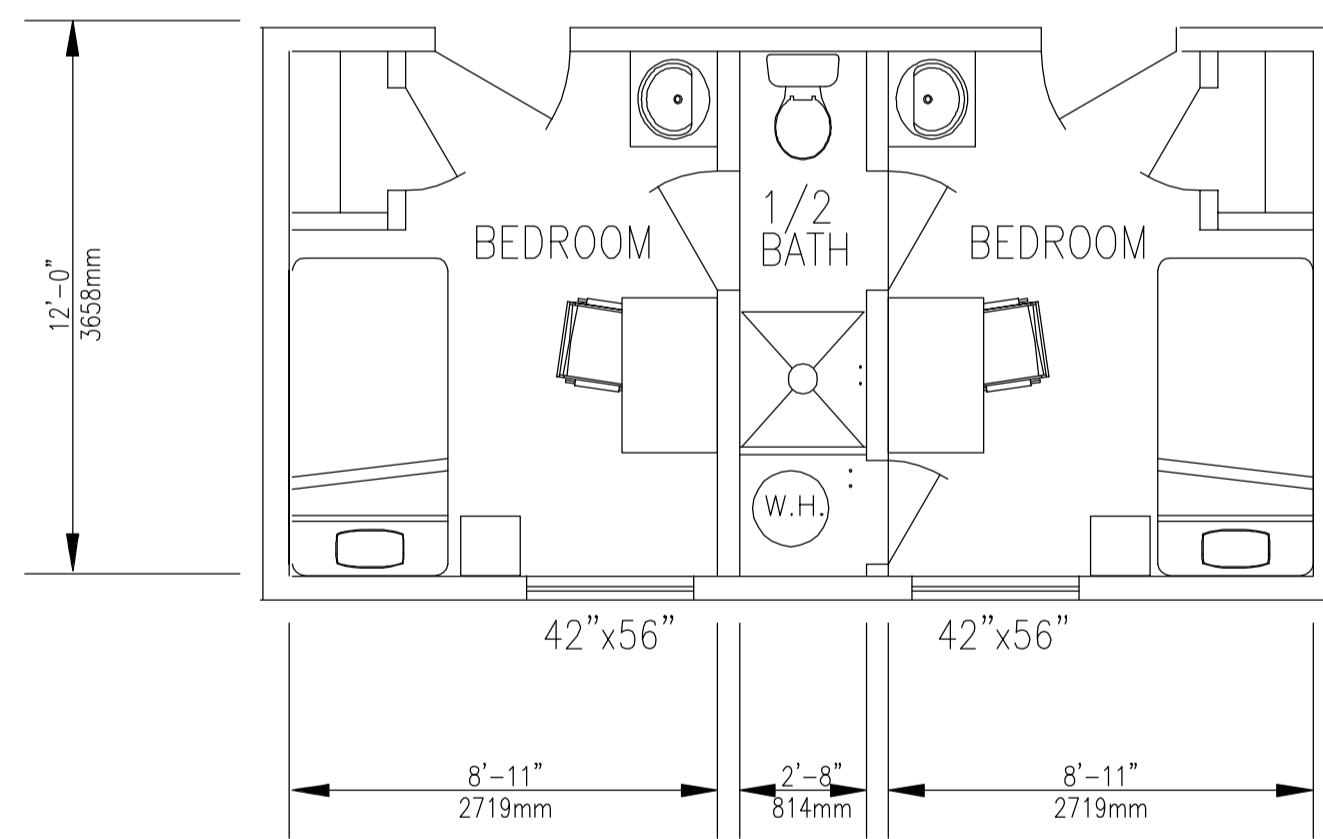




SECOND FLOOR PLAN 42 ROOMS  
1:150



FIRST FLOOR PLAN 42 ROOMS  
1:150



TYPICAL ROOM LAYOUTS  
1:50

ISSUE No	REV.	DATE (Y/M/D)	PURPOSE OF ISSUE	TRANSMISSION LETTER No	ISSUE No	REV.	DATE (Y/M/D)	PURPOSE OF ISSUE	TRANSMISSION LETTER No	No	REVISION DESCRIPTION	DATE (Y/M/D)	INITIALS: * DESIGNED ** APPROVED	No	REVISION DESCRIPTION	DATE (Y/M/D)	INITIALS: * DESIGNED ** APPROVED	No	REFERENCE DRAWINGS NUMBER
03	00	2011/03/22	FOR BID																
02	PB	2011/02/11	FOR CLIENT REVIEW & COMMENT																
01	PA	2011/02/10	FOR INTERNAL COORDINATION																

PROFESSIONAL SEAL

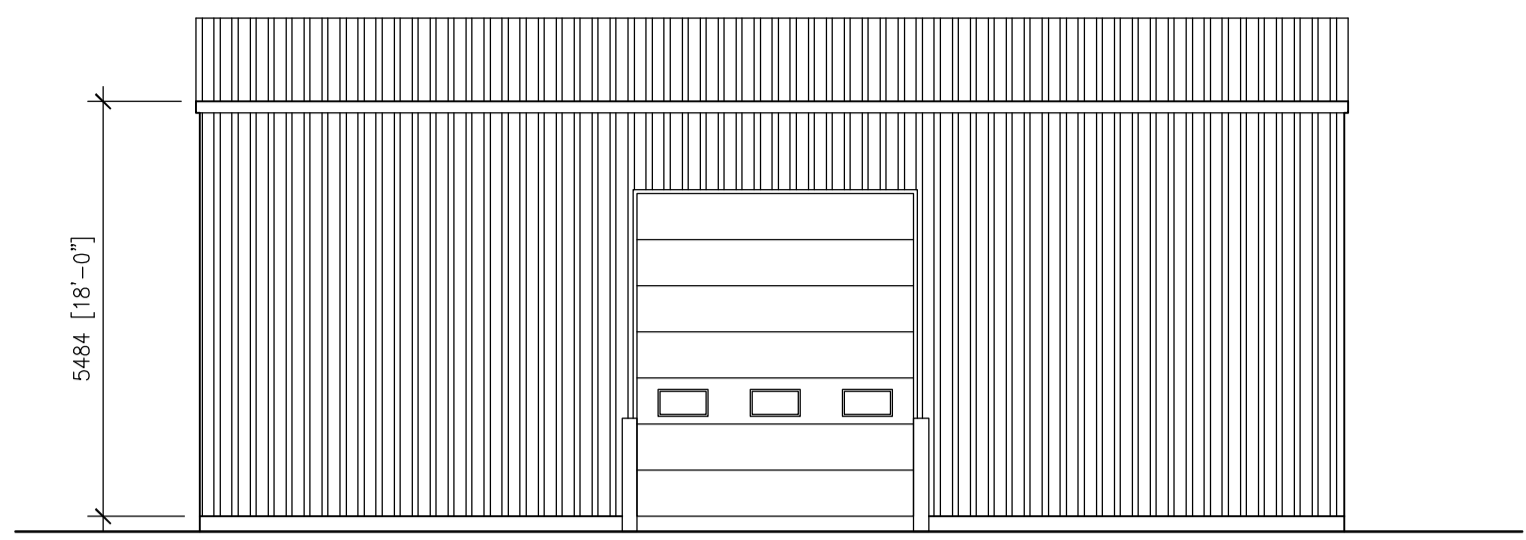


PREPARATION  
DESIGNED R.B.  
DRAWN M.-P.T.  
CHECKED G.B./M.L.  
DATE 2011/02/10  
SCALE AS SHOWN

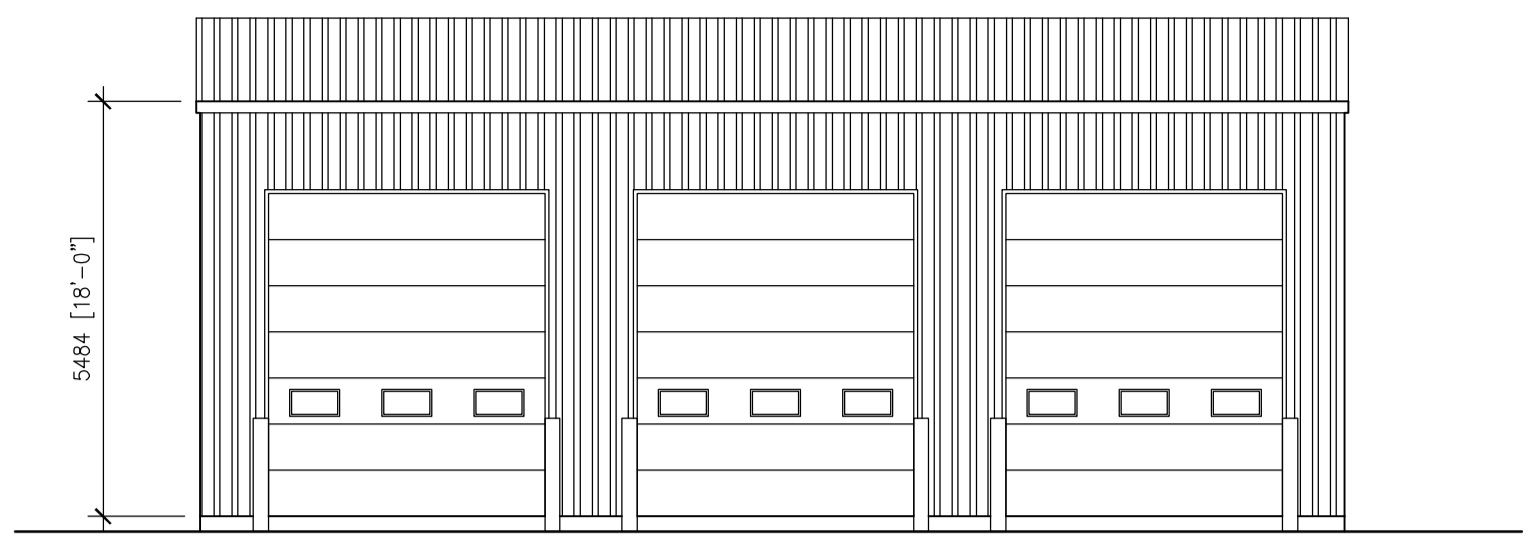


APPROVAL  
DISCIPLINE ENGINEER  
ENGINEERING MANAGER  
PROJECT MANAGER  
CLIENT

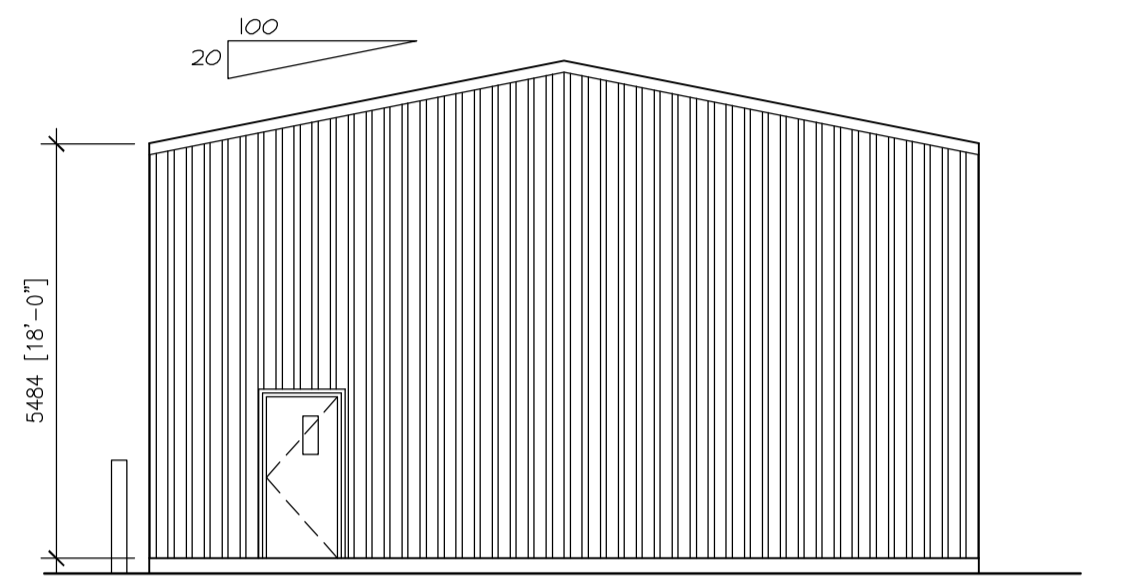
CLIENT					
PROJECT	RENARD PROJECT				
TITLE	ONSITE UTILITIES AND INFRASTRUCTURES PERMANENT ACCOMMODATION BUILDING DORMITORY TYPE D LAYOUT PLAN VIEWS				
PROJECT No	SUBDIVISION	SUBJECT	SERIAL	REV.	
504421	5120	44   D1	0003	00	



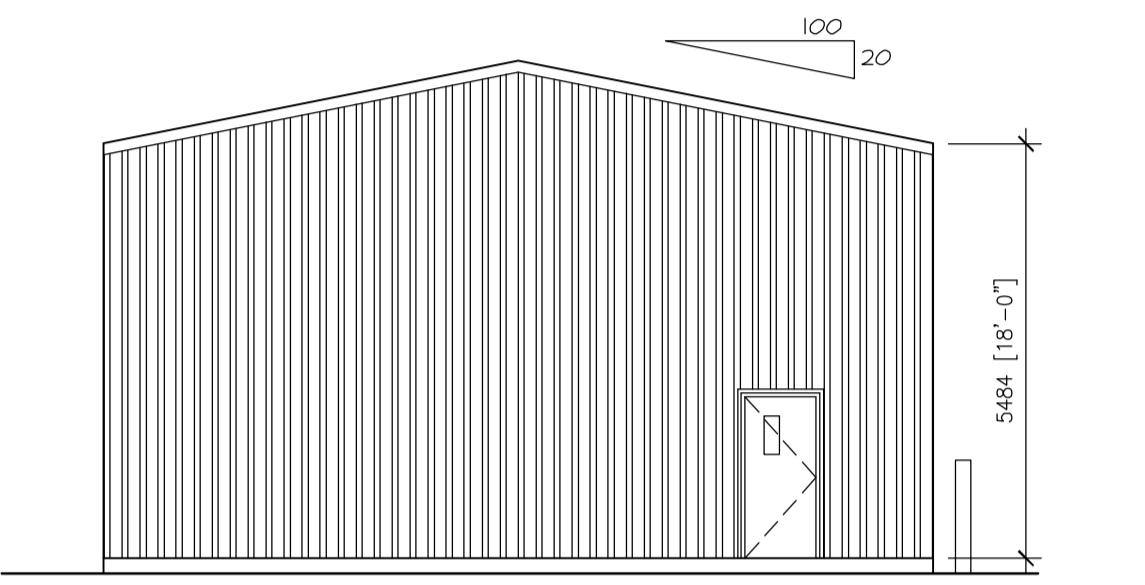
1 ELEVATION 1:100



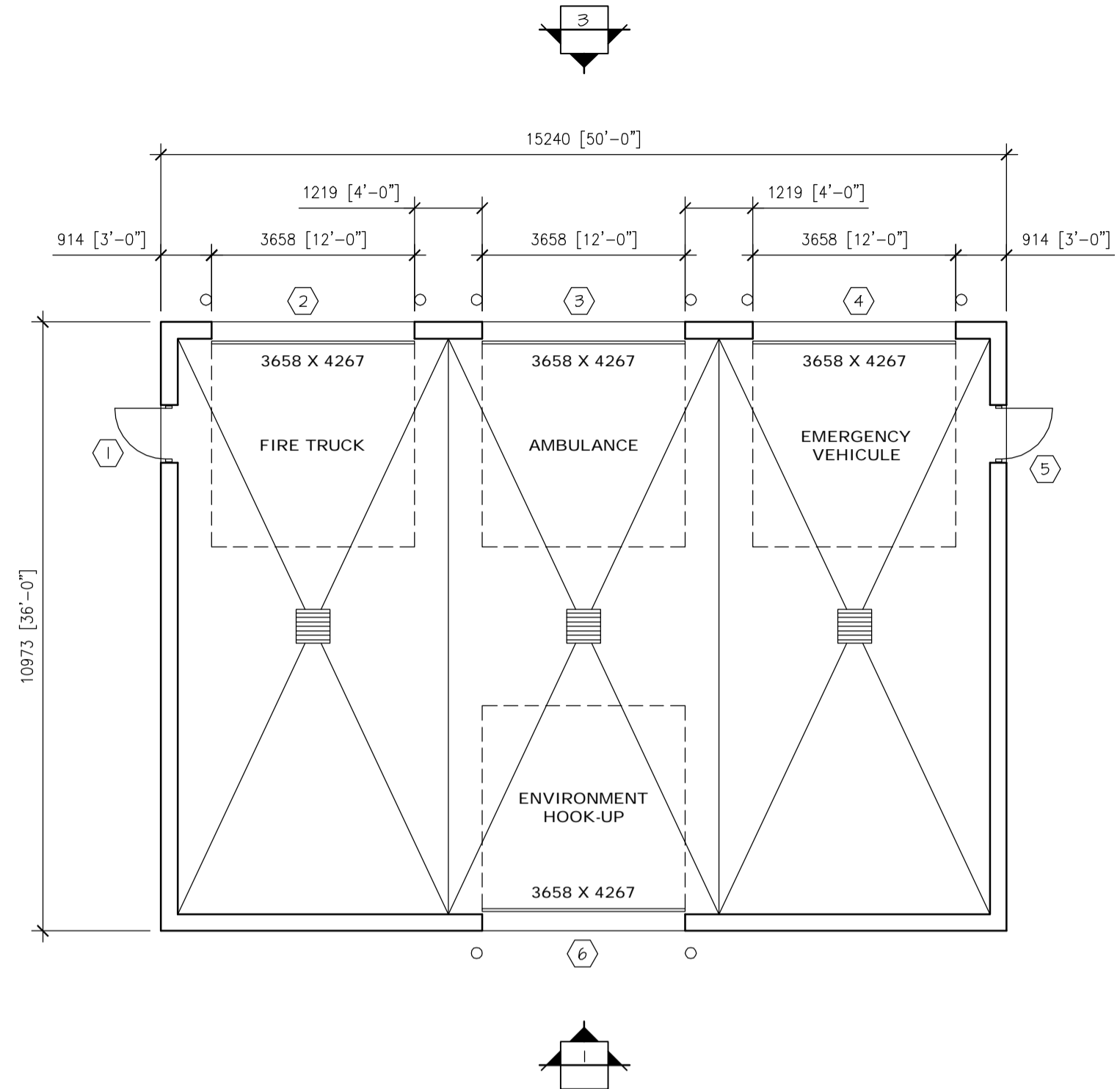
3 ELEVATION 1:100



2 ELEVATION 1:100



4 ELEVATION 1:100

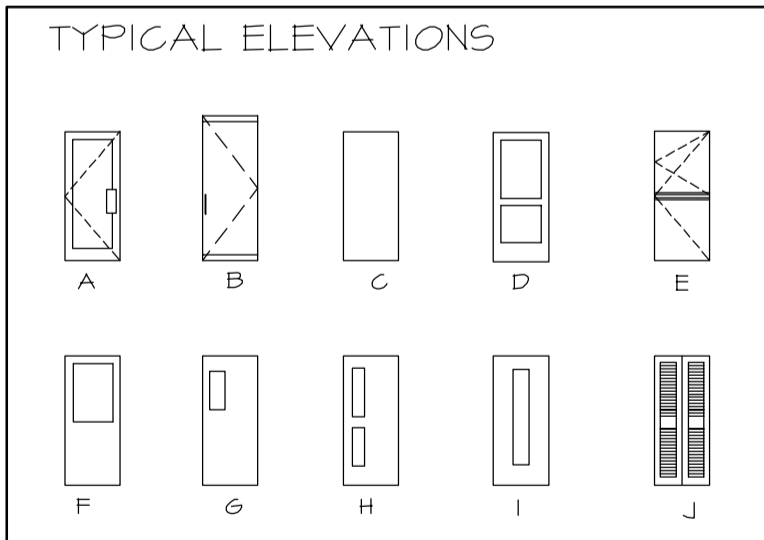


5 1ST FLOOR 1:100

DOORS AND FRAMES REGISTER (1)		DOORS/WINDOWS				GLASS				FRAMES		HARDWARE								NOTE								
NO	DESTINATIONS	FIRE ULC	ELEVATION	TYPICAL FINISH	THICKNESS	WIDTH	HEIGHT	CONSTRUCTION	PLATE GLASS	INSULATING GLASS	TREMPERED	WIRED	LAMINATED	TEINTED	CONSTRUCTION	FINISH	ELEVATION	NO	HINGES		LOCK	PULL HANDLE	PUSH HANDLE	FOOT PLATE	CLOSER	SOUND PROOF STOPPER	THRESHOLD	WEATHERSTRIP
1	EXT. TO FIRE TRUCK		6	P	45	414	2134	HM/IN	●						HM/IN	P		1	●	SI		●	●			AL	●	
2	EXT. TO FIRE TRUCK					3658	4267											2										J
3	EXT. TO AMBULANCE					3658	4267											3										J
4	EXT. TO EMERGENCY VEHICULE					3658	4267											4										J
5	EXT. TO EMERGENCY VEHICULE		6	P	45	414	2134	HM/IN	●						HM/IN	P		5	●	SI		●	●			AL	●	
6	EXT. TO ENVIRONMENT HOOK-UP					3658	4267											6										J

(1) DOORS AND FRAMES IN EXTERIOR WALL ONLY  
SI PANIC EXIT DEVICE WITH ENTRANCE FUNCTION

KEY	
AL	ALUMINUM
HM	HOLLOW METAL
AN	ANODISED
IN	INSULATED
P	PAINT

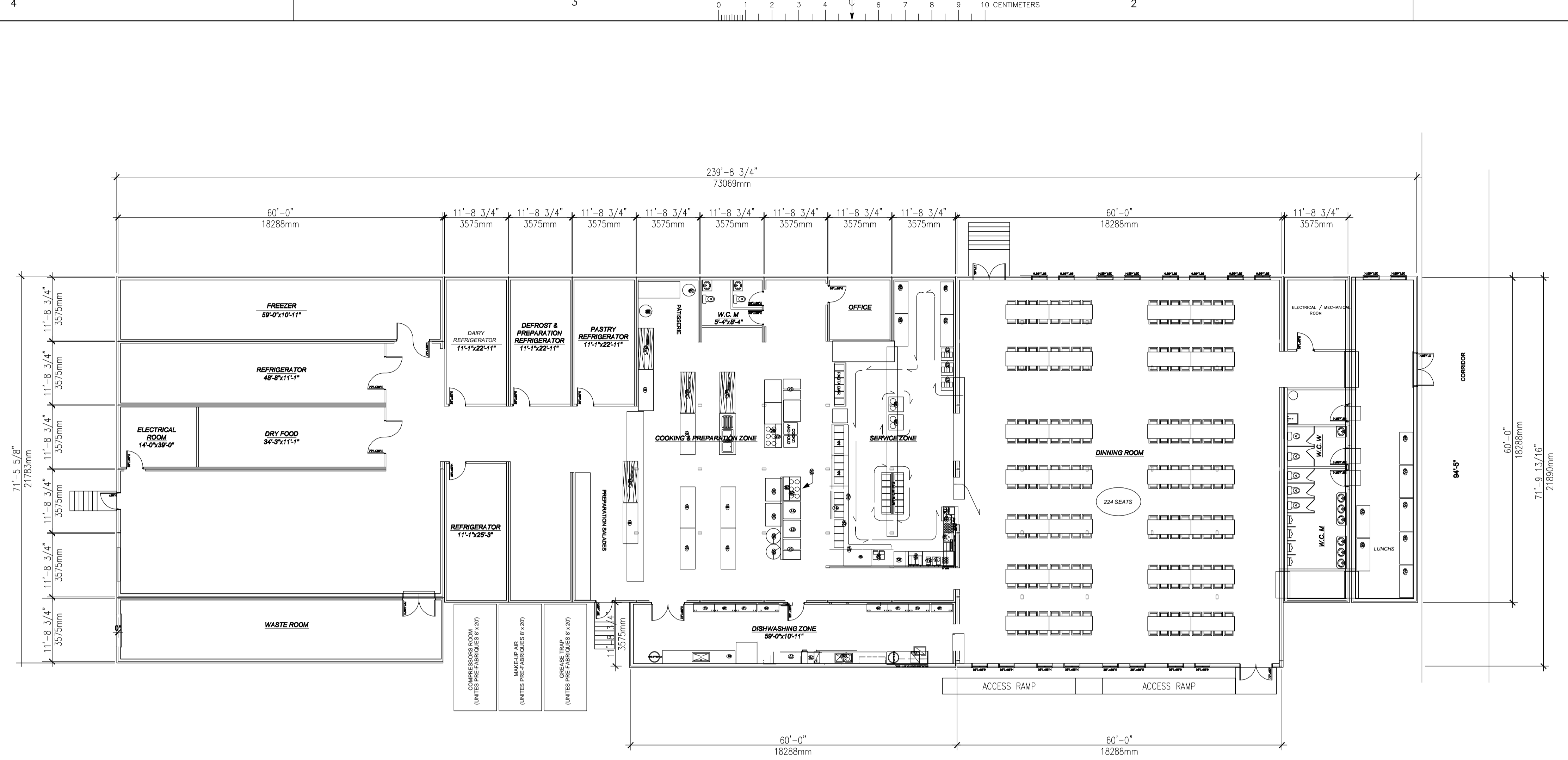


NOTE:  
J. MOTORIZED OVERHEAD DOOR

ISSUE REGISTER		ISSUE REGISTER		REVISION REGISTER		REVISION REGISTER		REFERENCE DRAWINGS NUMBER	
ISSUE No	REV.	DATE (Y/M/D)	PURPOSE OF ISSUE	TRANSMISSION LETTER No	ISSUE No	REV.	DATE (Y/M/D)	PURPOSE OF ISSUE	TRANSMISSION LETTER No
03	00	2011/04/18	FOR BID						
02	PB	2011/03/09	FOR CLIENT REVIEW & COMMENT		PB		2011/03/09	B.L. G.B.	
01	PA	2011/03/08	FOR INTERNAL COORDINATION		PA		2011/03/08	B.L. G.B.	

PROFESSIONAL SEAL	 SNC-LAVALIN 465, René-Lévesque Blvd. West Montréal (Québec) Canada H2Z 1Z3	 BOUCHER LACHANCE ARCHITECTES	CLIENT  <b>stornoway</b> (Canada) inc.
DESIGNED B.L.	PREPARATION	APPROVAL	PROJECT <b>RENARD PROJECT</b>
DRAWN S.F.	CHECKED G.B./M.L.	DATE 2011/03/08	TITLE ON-SITE UTILITIES AND INFRASTRUCTURES GARAGE AT CAMP FOR EMERGENCY VEHICLES PLAN VIEWS, ELEVATIONS
SCALE AS SHOWN	PROJECT No 504421	SUBDIVISION 5125	SUBJECT 44 D1
	SERIAL 0001	REV. 00	

LAST SAVE: 2011/04/18 - 8:56am  
 PATH: R:\504421\41\_Architecture\Emissions\2011-04-18 - Issued for BID\504421-5125-44D1-0001-00.dwg



PLAN VIEW  
1:150

INITIAL EQUIPMENT LIST	
14	Double sink with left drainer
18	Stainless steel utility counter
21	Oven Combi Therm
22	Convection oven single
23	Convection oven double
25	8 burners stove, double oven
26	Salamander
27	Plate
28	Grills
29	Pot 60 gallons
30	Braisiere 40 gallons
31	Double fryer
36	Exhaust hood 240" profiled
42	Pare Halain table for hot table
43	Dispenser utensils
44	Refrigerated table
45	Hot water distributor
47	Pop pressure distributor
48	Juice machine
49	Double juice fountain
50	Double rotative toaster
51	Cold milk distributor
52	Ice machine self-service
60	Plates Dispenser
64	Cabarets ramp
65	REFrigerator desserts
69	Mixer
75	Dishwasher
77	Exit table
78	Shelves
83	Stainless steel counter with pot and pan sink

ISSUE REGISTER		ISSUE REGISTER		REVISION REGISTER		REVISION REGISTER		No		REFERENCE DRAWINGS NUMBER							
ISSUE No	REV.	DATE (Y/M/D)	PURPOSE OF ISSUE	TRANSMISSION LETTER No	ISSUE No	REV.	DATE (Y/M/D)	PURPOSE OF ISSUE	TRANSMISSION LETTER No	No	REVISION DESCRIPTION	DATE (Y/M/D)	INITIALS: * DESIGNED ** APPROVED	No	REVISION DESCRIPTION	DATE (Y/M/D)	INITIALS: * DESIGNED ** APPROVED
03	00	2011/03/22	FOR BID														
02	PB	2011/02/11	FOR CLIENT REVIEW & COMMENT														
01	PA	2011/02/10	FOR INTERNAL COORDINATION														

PROFESSIONAL SEAL	 SNC-LAVALIN 455, René-Lévesque Blvd. West Montréal (Québec) Canada H2Z 1Z3	 OUTLAND CAMPS	CLIENT	 les diamants stornoway (Canada) inc.
DESIGNED	R.B.	APPROVAL	PROJECT	RENARD PROJECT
DRAWN	M.-P.T.	DISCIPLINE ENGINEER	TITLE/SITE UTILITIES AND INFRASTRUCTURES	SERVICES BUILDING
CHECKED	G.B./M.L.	ENGINEERING MANAGER	PLAN VIEW	
DATE	2011/02/10	PROJECT MANAGER		
SCALE	AS SHOWN	CLIENT		
			PROJECT No	504421
			SUBDIVISION	5130
			SUBJECT	44   D1
			SERIAL	0001
			REV.	00

LAST SAVE: 2011/03/22 - 11:28am  
 PATH: R:\504421\4\_H\_Architectural\504421-5130-44D1-0001-00.dwg

PROPANE STORAGE TANK  
10 980 LITRES (2 900 USWG)

KITCHEN

5130

PLAN VIEW  
1:200

LAST SAVE: 2011/04/27 - 12:21 PM  
PATH: R:\04421\04421-5130-401-001-00.dwg

ISSUE REGISTER			ISSUE REGISTER			REVISION REGISTER			REVISION REGISTER			REVISION REGISTER			REFERENCE DRAWINGS NUMBER		
ISSUE No	REV.	DATE (Y/M/D)	PURPOSE OF ISSUE	TRANSMISSION LETTER No	ISSUE No	REV.	DATE (Y/M/D)	PURPOSE OF ISSUE	TRANSMISSION LETTER No	No	REVISION DESCRIPTION	DATE (Y/M/D)	**	No	REVISION DESCRIPTION	DATE (Y/M/D)	**
03	00	2011/04/27	FOR BID														
02	PB	2011/04/13	FOR CLIENT REVIEW														
01	PA	2011/04/12	FOR INTERNAL REVIEW														

PROFESSIONAL SEAL

**SNC-LAVALIN**  
455, rue de L'Assommoir Blvd. West  
Montreal (Quebec) Canada H2Z 1Z3

DESIGNED M. LEVESQUE	DISCIPLINE ENGINEER A. GUAY
DRAWN S. BOURGEOIS	ENGINEERING MANAGER M. LACHANCE
CHECKED M. RHEAUME	PROJECT MANAGER P. GENDREAU
DATE 2011/04/12	CLIENT R. BEAULIEU

SCALE: 1:200

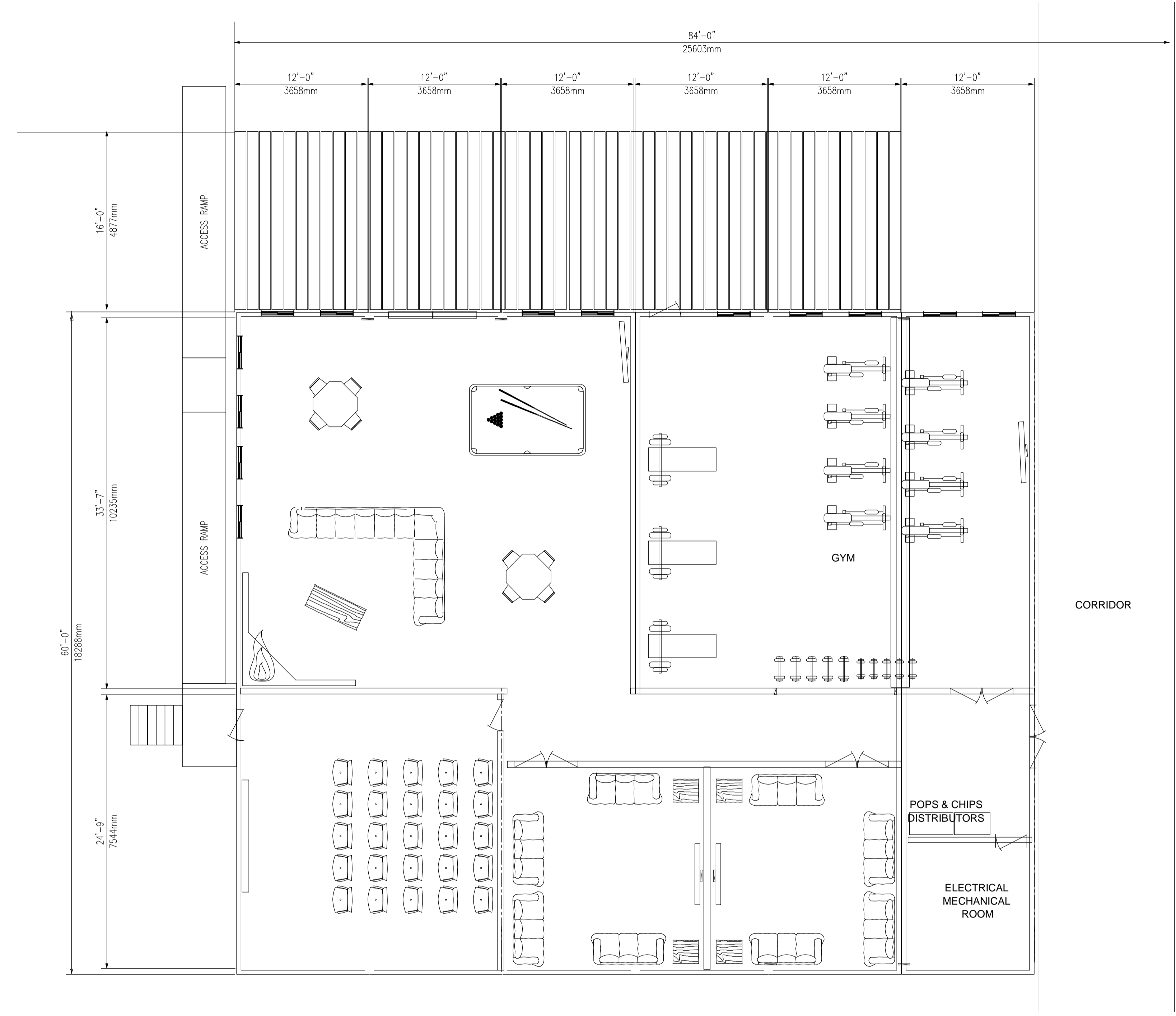
CLIENT: **stornoway**

PROJECT: **RENARD PROJECT**

TITLE: **ONSITE UTILITIES & INFRASTRUCTURES  
PROPANE STORAGE & DISTRIBUTION  
PLAN VIEW**

PROJECT No	SUBDIVISION	SUBJECT	SERIAL	REV.
504421	5130	45_1	D1	0001 00

504421A11EN - FRAME A1 HORIZONTAL ENGLISH

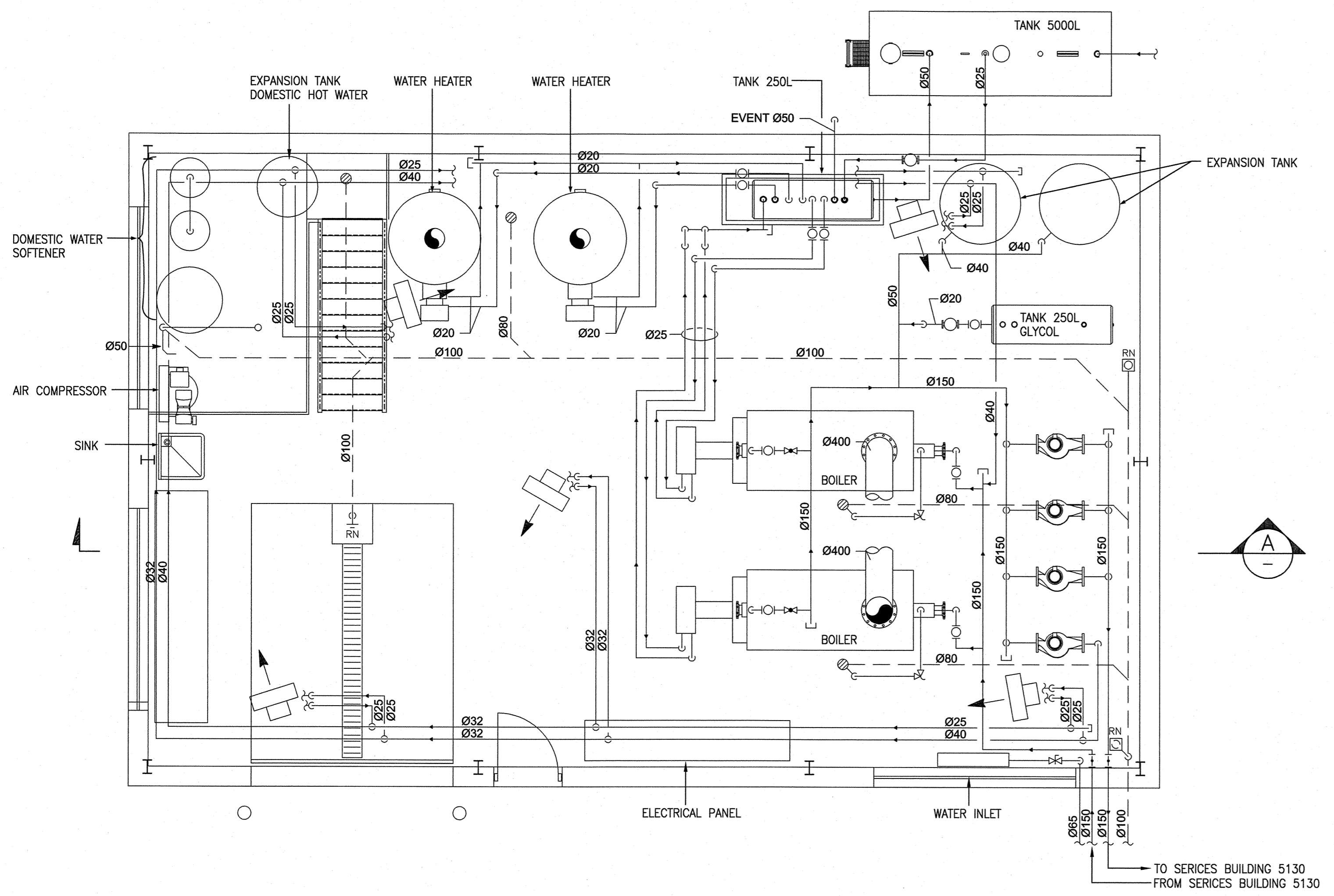


PLAN VIEW  
1:75

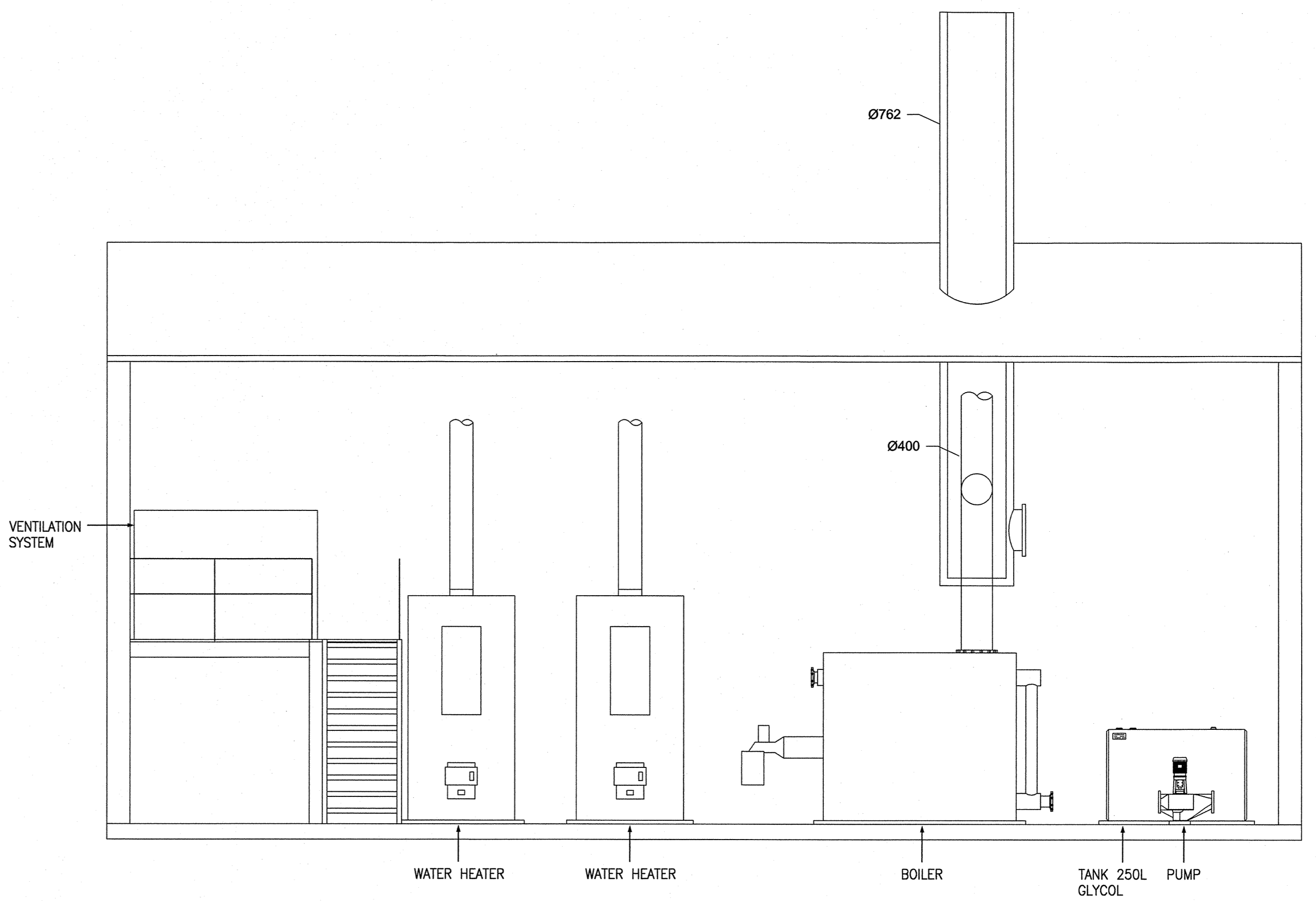
ISSUE REGISTER		ISSUE REGISTER		REVISION REGISTER		REVISION REGISTER		REVISION REGISTER		REFERENCE DRAWINGS NUMBER										
ISSUE No	REV.	DATE (Y/M/D)	PURPOSE OF ISSUE	TRANSMISSION LETTER No	ISSUE No	REV.	DATE (Y/M/D)	PURPOSE OF ISSUE	TRANSMISSION LETTER No	No	REVISION DESCRIPTION	DATE (Y/M/D)	No	REVISION DESCRIPTION	DATE (Y/M/D)	No	REVISION DESCRIPTION	DATE (Y/M/D)		
			INITIALS: * DESIGNED ** APPROVED						INITIALS: * DESIGNED ** APPROVED						INITIALS: * DESIGNED ** APPROVED					
03	00	2011/03/22	FOR BID																	
02	PB	2011/02/11	FOR CLIENT REVIEW & COMMENT																	
01	PA	2011/02/10	FOR INTERNAL COORDINATION																	

PROFESSIONAL SEAL	 SNC-LAVALIN 455, René-Lévesque Blvd. West Montréal (Québec) Canada H2Z 1Z3	 OUTLAND CAMPS	CLIENT	 les diamants <b>stornoway</b> (Canada) inc.	
DESIGNED	R.B.	APPROVAL	DISCIPLINE ENGINEER	PROJECT	RENARD PROJECT
DRAWN	M.-P.T.	ENGINEERING MANAGER		TITLE	ONSITE UTILITIES AND INFRASTRUCTURES LEISURE BUILDING PLAN VIEW
CHECKED	G.B./M.L.	PROJECT MANAGER			
DATE	2011/02/10	CLIENT			
SCALE	AS SHOWN			PROJECT No	504421
				SUBDIVISION	5140
				SUBJECT	44 D1
				SERIAL	0001
				REV.	00

LAST SAVE: 2011/03/22 - 10:27am  
 PATH: R:\504421\4\_Architectural\504421-5140-44D1-0001-00.dwg



PLAN VIEW  
1:50



SECTION -A-  
1:50

LAST SWG: 2011/05/19 - 8:35am  
 PATH: R:\504421\45\_Mechanical\504421-5145-480-0001-00.dwg

ISSUE REGISTER		ISSUE REGISTER		REVISION REGISTER		REVISION REGISTER		REVISION REGISTER		REFERENCE DRAWINGS NUMBER	
ISSUE No	REV.	DATE (Y/M/D)	PURPOSE OF ISSUE	TRANSMISSION LETTER No	ISSUE No	REV.	DATE (Y/M/D)	PURPOSE OF ISSUE	TRANSMISSION LETTER No	No	DESCRIPTION
03	00	2011/05/18	FOR BID								
02	PB	2011/05/06	FOR CLIENT REVIEW								
01	PA	2011/04/27	FOR INTERNAL COORDINATION								

PROFESSIONAL SEAL

**SNC-LAVALIN**  
 455, René-Lévesque Blvd. West  
 Montréal (Québec) Canada H2Z 1Z3

DESIGNED G. PICARD	APPROVAL A. GUAY
DRAWN S. BOURGEOIS	ENGINEERING MANAGER M. LACHANCE
CHECKED M. RHEAUME	PROJECT MANAGER P. GENDREAU
DATE 2011/04/27	CLIENT R. BEAULIEU

SCALE: 1:50  
 500 0 500 1500 2500mm

CLIENT

**stornoway**  
 les diamants  
 (canada) inc.

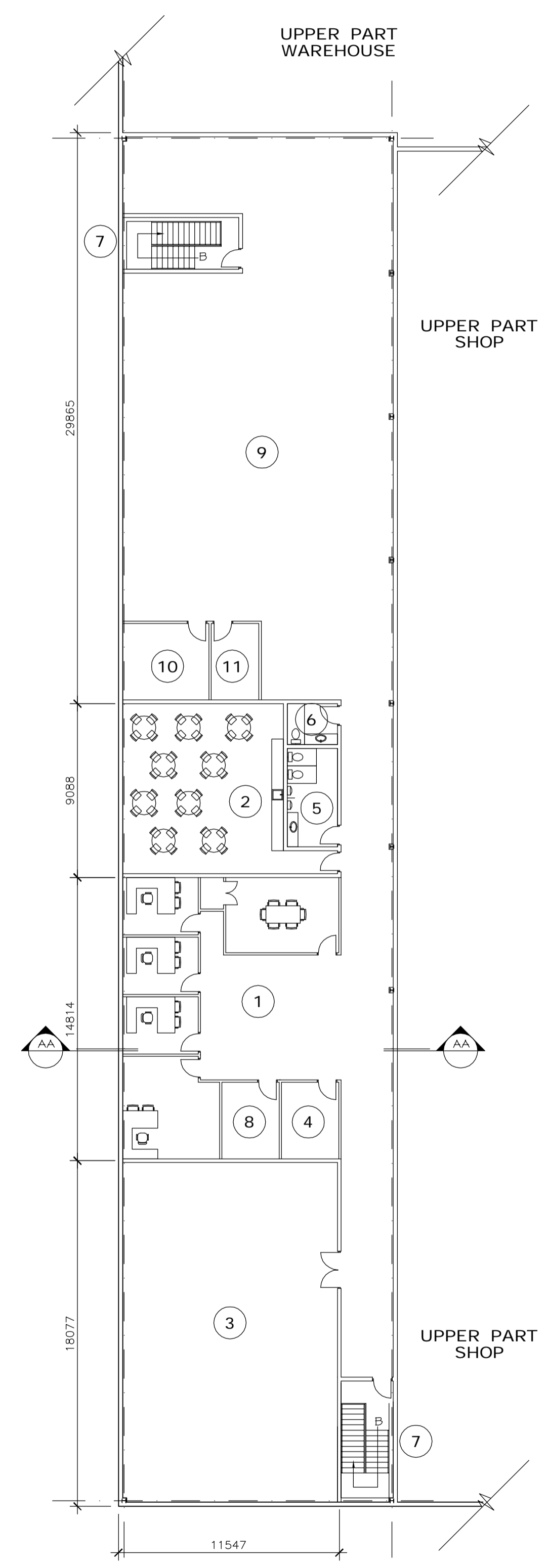
PROJECT  
**RENARD PROJECT**

TITLE  
**ONSITE UTILITIES & INFRASTRUCTURES  
 UTILITY BUILDING (CAMP AREA)  
 ARRANGEMENT  
 PLAN VIEW**

PROJECT No	SUBDIVISION	SUBJECT	SERIAL	REV.
504421	5145	45 D1	0001	00

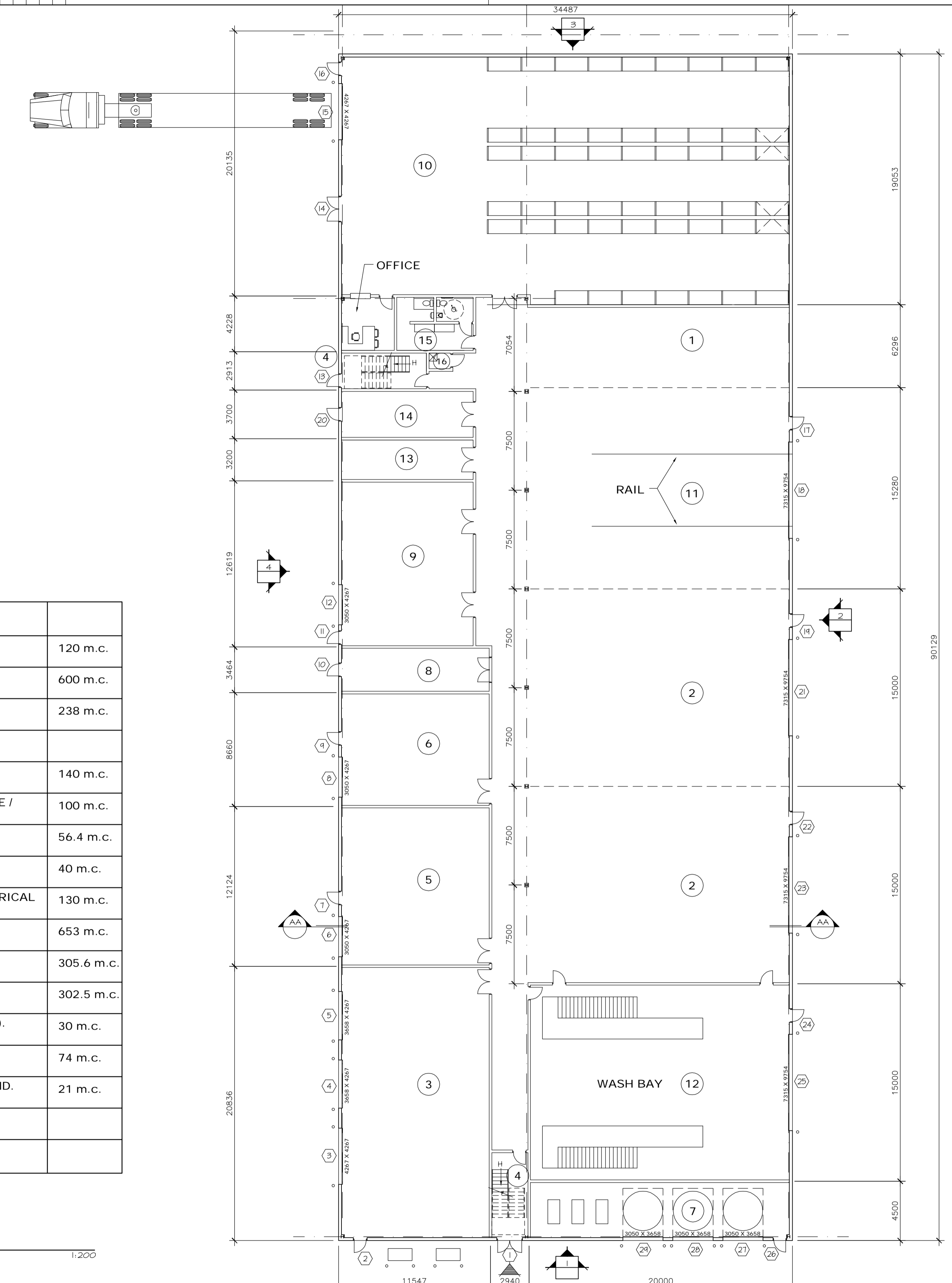
504421AHEN - FRAME AT HORIZONTAL ENGLISH

NO	LEGEND 2 ND FLOOR	
1	OFFICES AREA	142.5 m.c.
2	LUNCH	78 m.c.
3	MECHANICAL ROOM	199 m.c.
4	SERVER ROOM	12 m.c.
5	W.C. MEN	13.5 m.c.
6	W.C. WOMEN	5.6 m.c.
7	EXIT STAIRS	
8	ARCHIVES	12.7 m.c.
9	VACANT AREA FOR FUTURE EXPANSION	366.7 m.c.
10	CONTROL ROOM FOR SITE INFRASTRUCTURE	18 m.c.
11	ELECTRICAL ROOM	10 m.c.



2 2 ND FLOOR  
1:200

NO	LEGEND 1 ST FLOOR	
1	TIRES AREA	120 m.c.
2	TRUCKSHOP (2 BAYS)	600 m.c.
3	LV GARAGE	238 m.c.
4	EXIT STAIRS	
5	WELDING AREA	140 m.c.
6	MECHANICAL MAINTENANCE / MACHINING	100 m.c.
7	OIL STORAGE	56.4 m.c.
8	TOOL GRIP	40 m.c.
9	INSTRUMENT SHOP / ELECTRICAL SHOP	130 m.c.
10	WAREHOUSE	653 m.c.
11	DRILL	305.6 m.c.
12	WASH BAY	302.5 m.c.
13	INSTRUMENT SHOP (CLEAN)	30 m.c.
14	ELECTRICAL ROOM	74 m.c.
15	W.C. MEN, WOMEN AND HAND	21 m.c.
16	JANITOR	

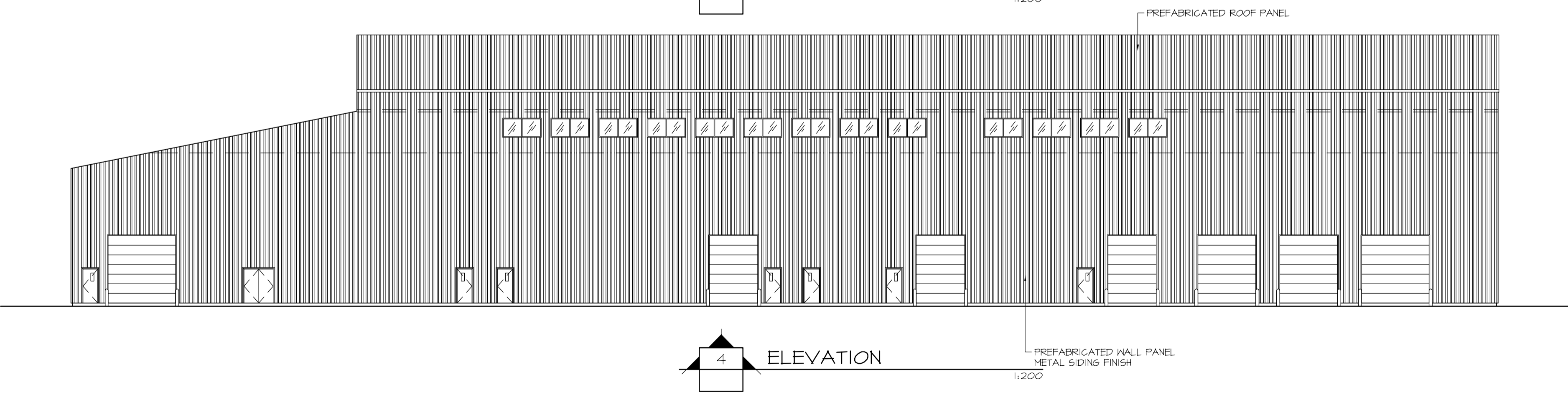
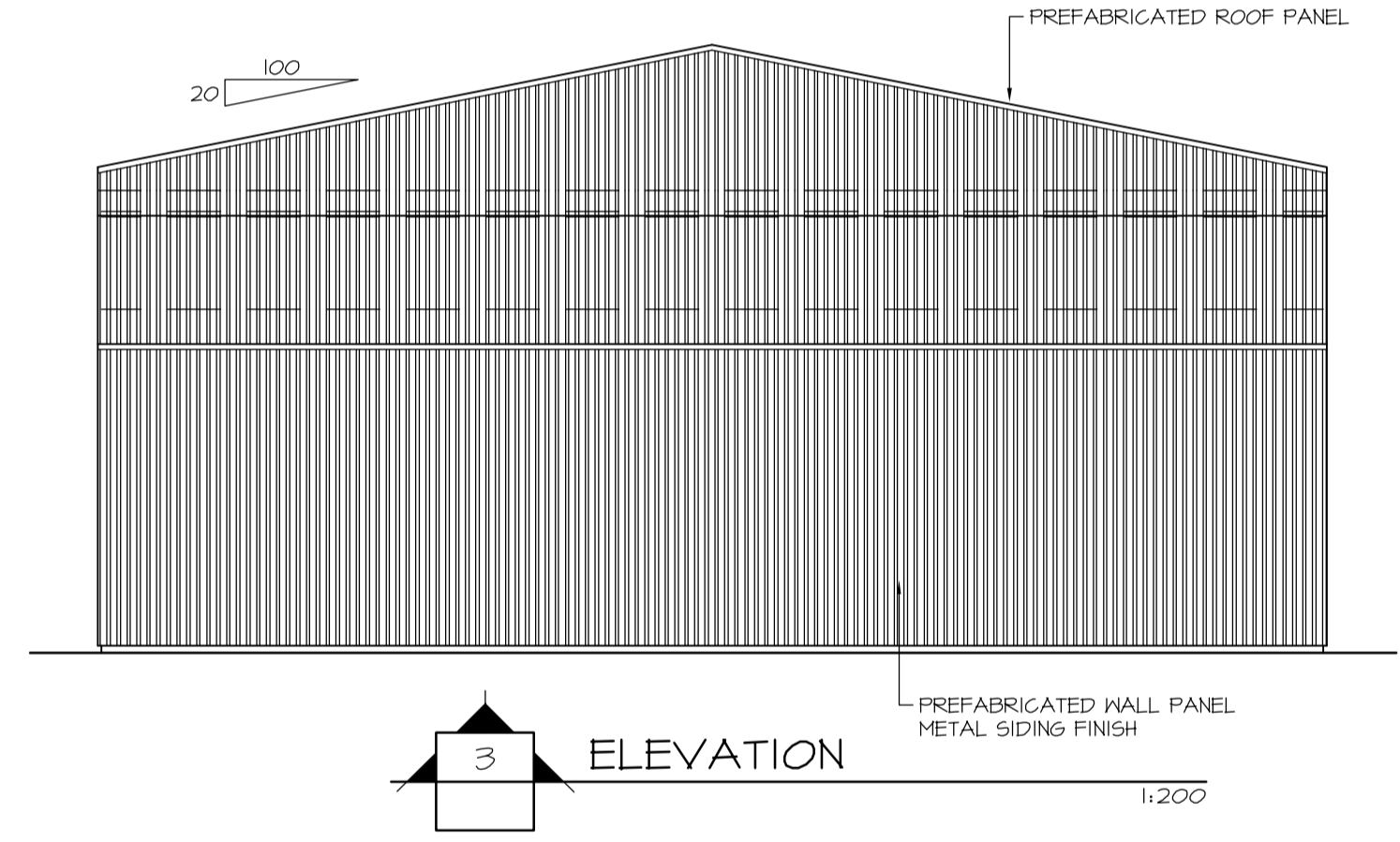
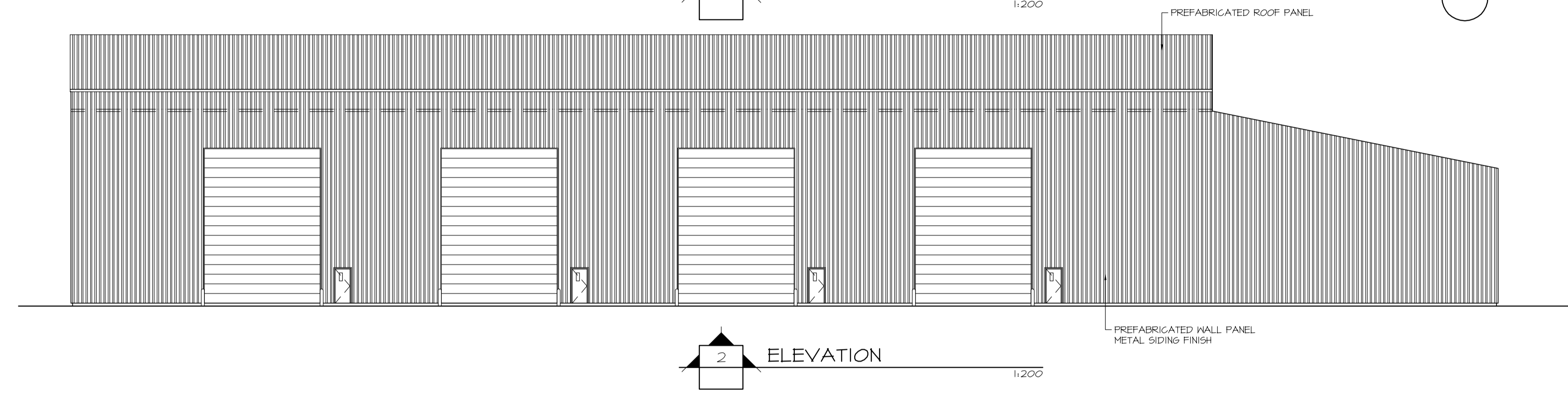
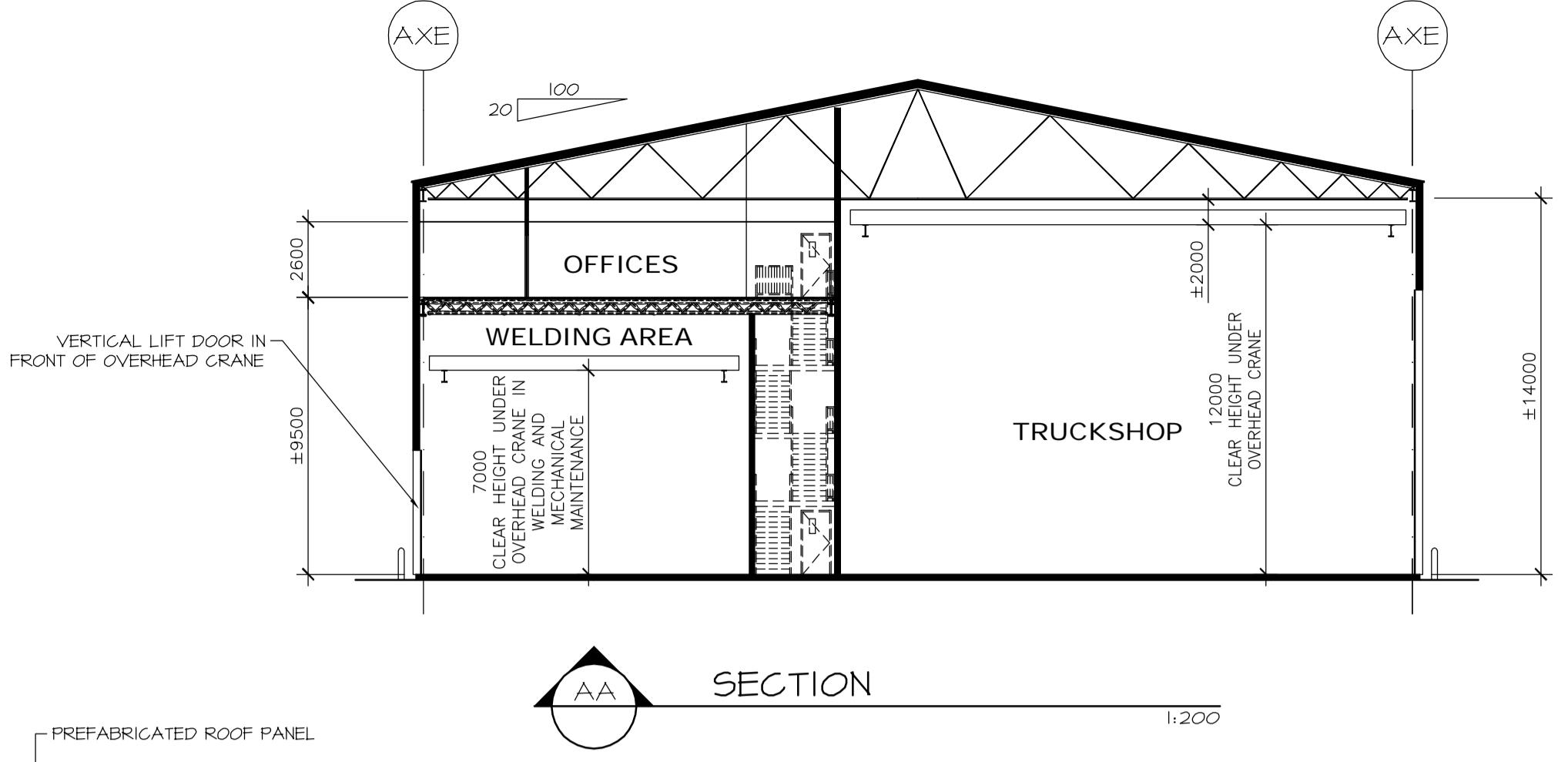
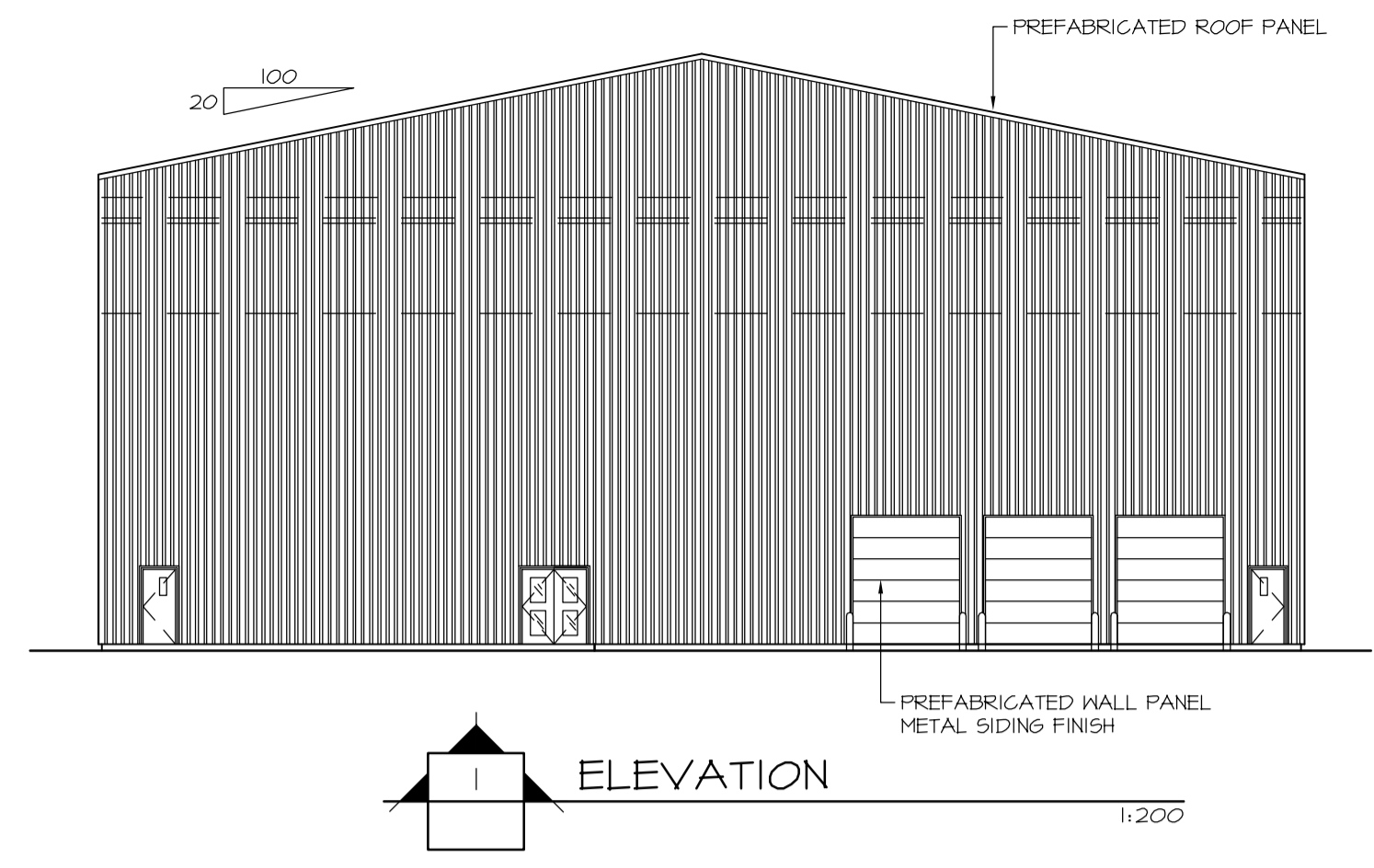


1 1 ST FLOOR  
1:200

ISSUE No	REV.	DATE (Y/M/D)	PURPOSE OF ISSUE	TRANSMISSION LETTER No	ISSUE No	REV.	DATE (Y/M/D)	PURPOSE OF ISSUE	TRANSMISSION LETTER No	No	REVISION DESCRIPTION	DATE (Y/M/D)	INITIALS: * DESIGNED ** APPROVED	No	REVISION DESCRIPTION	DATE (Y/M/D)	INITIALS: * DESIGNED ** APPROVED	No	REFERENCE DRAWINGS NUMBER
06	00	2011/04/18	FOR BID																
05	PE	2011/03/31	FOR FINAL REVIEW																
04	PD	2011/03/14	FOR CLIENT REVIEW & COMMENT																
03	PC	2011/03/11	FOR INTERNAL COORDINATION																
02	PB	2011/02/11	FOR CLIENT REVIEW & COMMENT																
01	PA	2011/02/10	FOR INTERNAL COORDINATION																

 SNC-LAVALIN 465, René-Lévesque Blvd. West Montréal (Québec) Canada H2Z 1Z3		 BOUCHER LACHANCE ARCHITECTES		CLIENT  stornoway (Canada) inc.
PREPARATION DESIGNED B.L. DRAWN S.F. CHECKED G.B./M.L.	APPROVAL DISCIPLINE ENGINEER ENGINEERING MANAGER PROJECT MANAGER	PROJECT <b>RENARD PROJECT</b> TITLE: ONSITE UTILITIES AND INFRASTRUCTURES HV TRUCKSHOP, LV GARAGE, WORKSHOP AND WAREHOUSE PLAN VIEW		
DATE 2011/02/10	CLIENT	PROJECT No 504421	SUBDIVISION 5150	SUBJECT 44 D1
SCALE AS SHOWN		SERIAL 0001	REV. 00	504421AHEN - FRAME A1 HORIZONTAL ENGLISH

LAST SAVE: 2011/04/18 - 8:56am  
 PATH: R:\504421\4\_Architectural\Emissions\2011-04-18 - Issued for BID\504421-5150-44D1-0001-00.dwg



LAST SAVE: 2011/04/18 - 4:25pm  
PATH: R:\504421\4\_Architectural\Emissions\2011-04-18 - Issued for BID\504421-5150-4401-0002-00.dwg

ISSUE REGISTER			ISSUE REGISTER			REVISION REGISTER			REVISION REGISTER			REVISION REGISTER			REFERENCE DRAWINGS NUMBER		
ISSUE No	REV.	DATE (Y/M/D)	PURPOSE OF ISSUE	TRANSMISSION LETTER No	ISSUE No	REV.	DATE (Y/M/D)	PURPOSE OF ISSUE	TRANSMISSION LETTER No	No	REVISION DESCRIPTION	DATE (Y/M/D)	No	REVISION DESCRIPTION	DATE (Y/M/D)	No	REFERENCE DRAWINGS NUMBER
01	00	2011/04/18	FOR BID														

PROFESSIONAL SEAL

**SNC-LAVALIN**  
SNC-LAVALIN  
455, René-Lévesque Blvd. West  
Montréal (Québec) Canada H2Z 1Z3

PREPARATION  
DESIGNED B.L.  
DRAWN S.F.  
CHECKED G.B./M.L.  
DATE 2011/04/18  
SCALE AS SHOWN

**BOUCHER LACHANCE ARCHITECTES**  
BOUCHER LACHANCE ARCHITECTES

APPROVAL  
DISCIPLINE ENGINEER  
ENGINEERING MANAGER  
PROJECT MANAGER  
CLIENT

CLIENT  
**stornoway**  
(Canada) Inc.

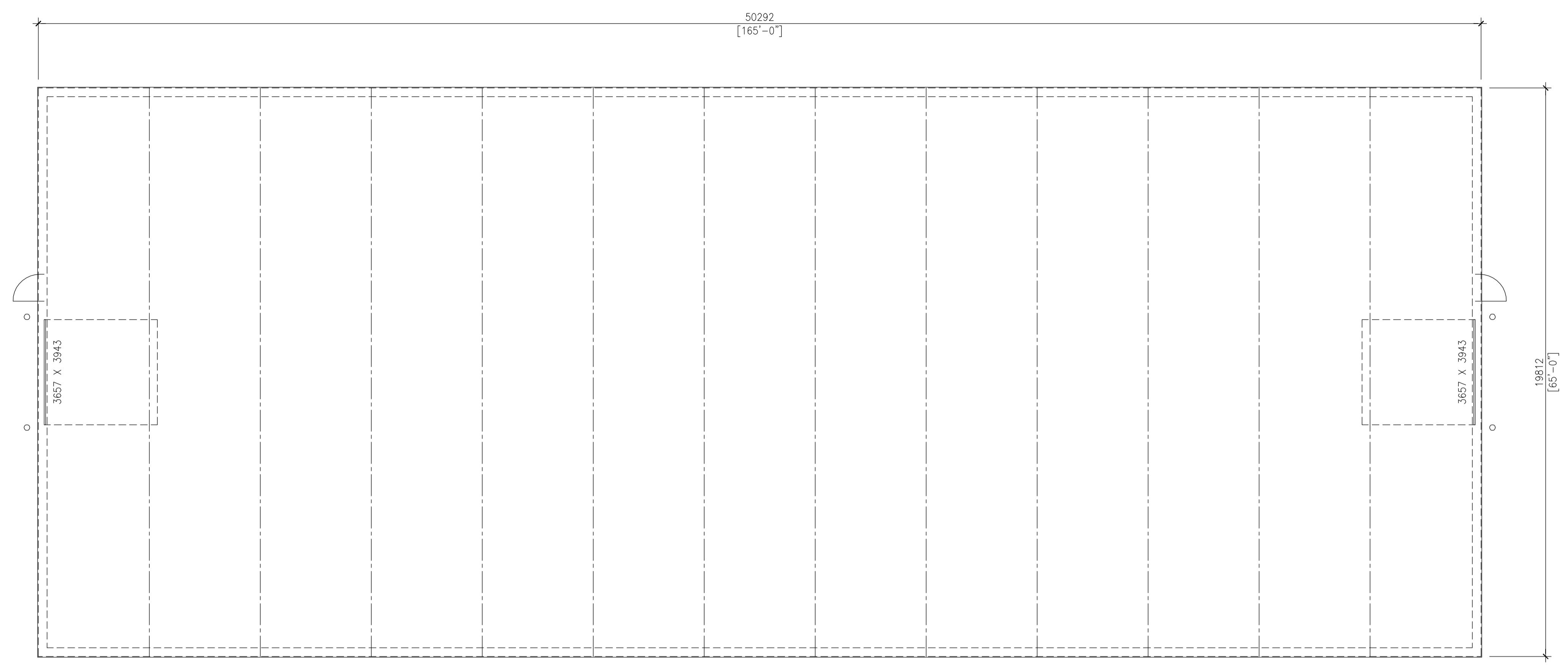
PROJECT  
**RENARD PROJECT**

TITLE  
ON-SITE UTILITIES AND INFRASTRUCTURES  
HV TRUCKSHOP, LV GARAGE,  
WORKSHOP AND WAREHOUSE  
ELEVATIONS

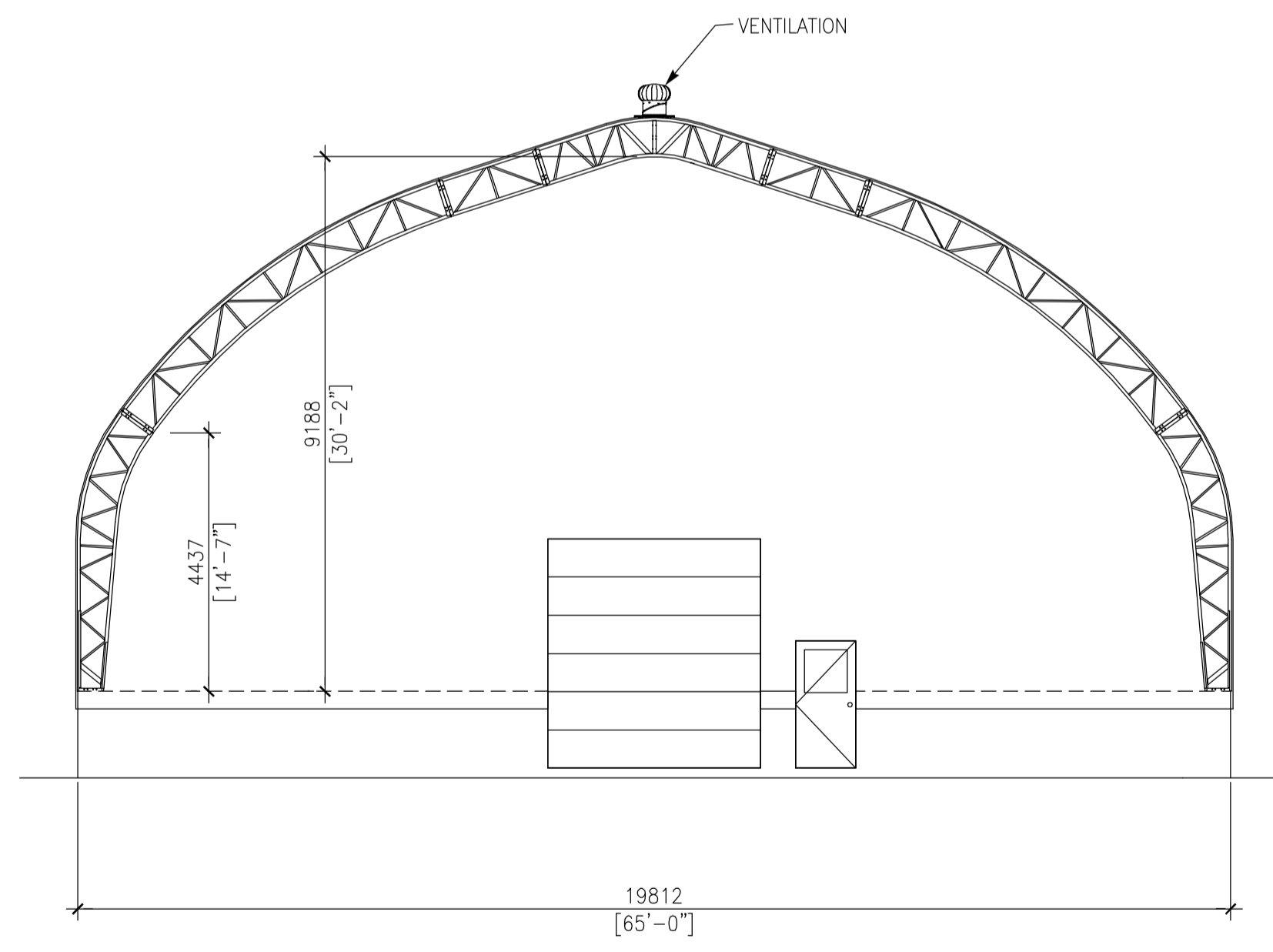
PROJECT No	SUBDIVISION	SUBJECT	SERIAL	REV.
504421	5150	44 D1	0002	00

504421A1HEN - FRAME A1 HORIZONTAL ENGLISH

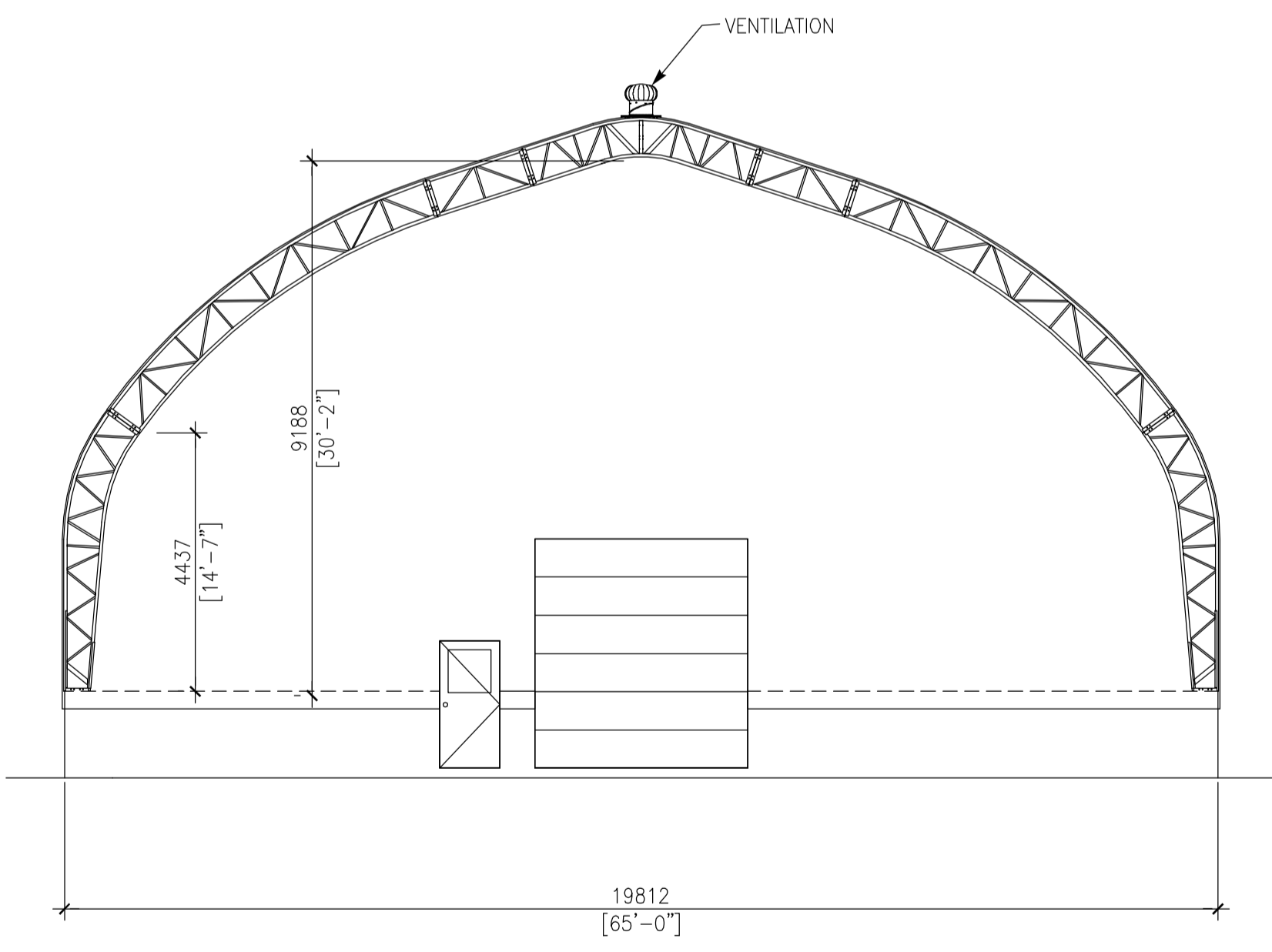




PLAN VIEW  
1:100



FRONT ELEVATION  
1:100



REAR ELEVATION  
1:100

ISSUE REGISTER		ISSUE REGISTER		REVISION REGISTER		REVISION REGISTER		REFERENCE DRAWINGS NUMBER	
ISSUE No	REV.	DATE (Y/M/D)	PURPOSE OF ISSUE	TRANSMISSION LETTER No	ISSUE No	REV.	DATE (Y/M/D)	PURPOSE OF ISSUE	TRANSMISSION LETTER No
03	00	2011/04/21	FOR BID						
02	PB	2011/04/12	FOR CLIENT REVIEW & COMMENT		PB		2011/04/12	G.B. M.L.	
01	PA	2011/04/08	FOR INTERNAL COORDINATION		PA		2011/04/08	G.B. M.L.	

PROFESSIONAL SEAL

**SNC-LAVALIN**  
 465, René-Lévesque Blvd. West  
 Montréal (Québec) Canada H2Z 1Z3

DESIGNED G.B.	APPROVAL
DRAWN F.R.	DISCIPLINE ENGINEER
CHECKED M.L.	ENGINEERING MANAGER
DATE 2011/04/08	PROJECT MANAGER
SCALE AS SHOWN	CLIENT

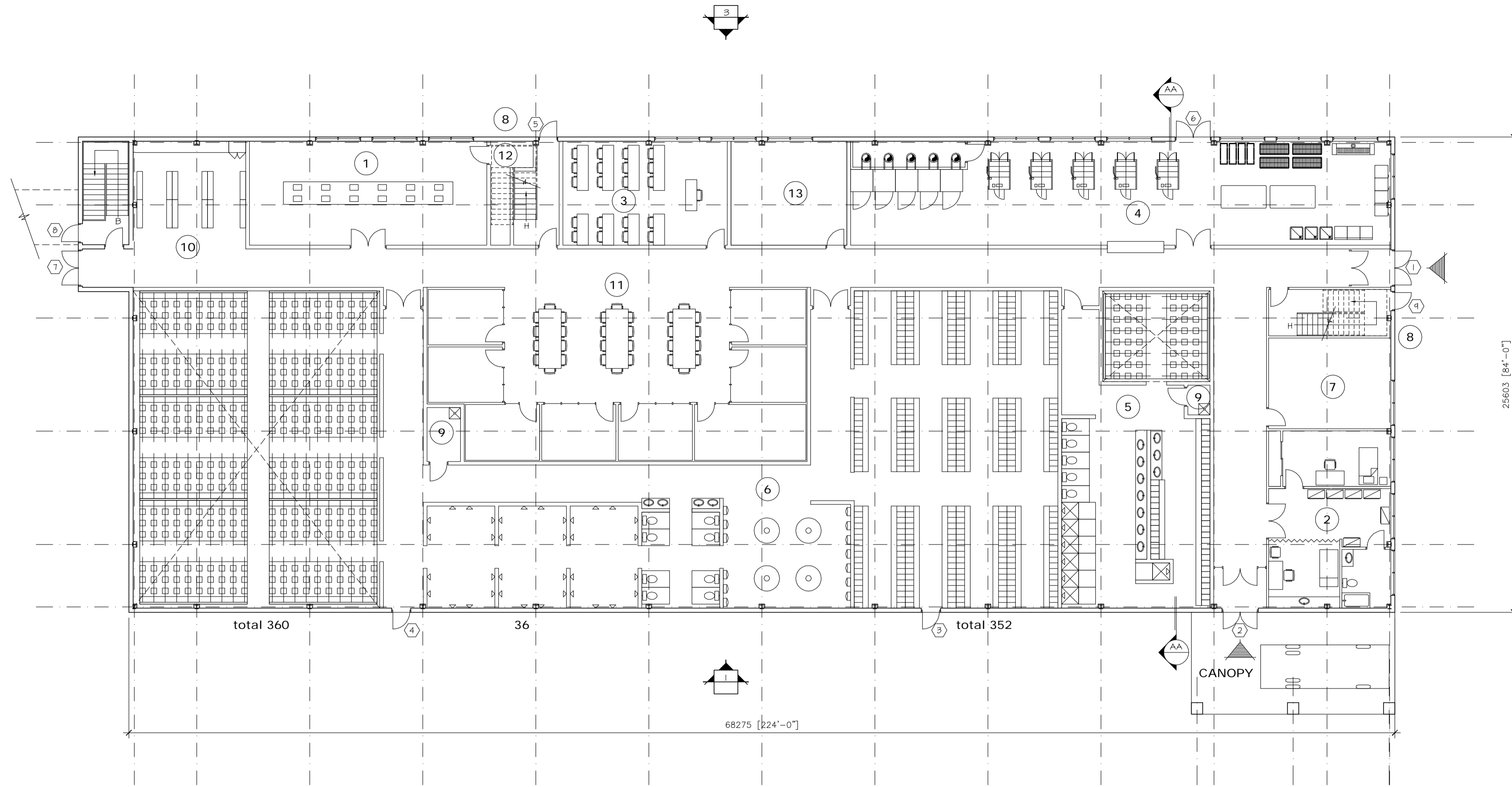
CLIENT: **stornoway** (Canada) Inc.

PROJECT: **RENARD PROJECT**

TITLE: **ONSITE UTILITIES AND INFRASTRUCTURES COLD STORAGE - MINING PLAN VIEW, ELEVATIONS**

PROJECT No	SUBDIVISION	SUBJECT	SERIAL	REV.
504421	5170	44 D1	0001	00

LAST SAVE: 2011/04/21 - 7:09am  
PATH: R:\504421\44\_Architecture\Emissions\2011-04-21 - Issued for BID\504421-5170-44D1-0001-00.dwg



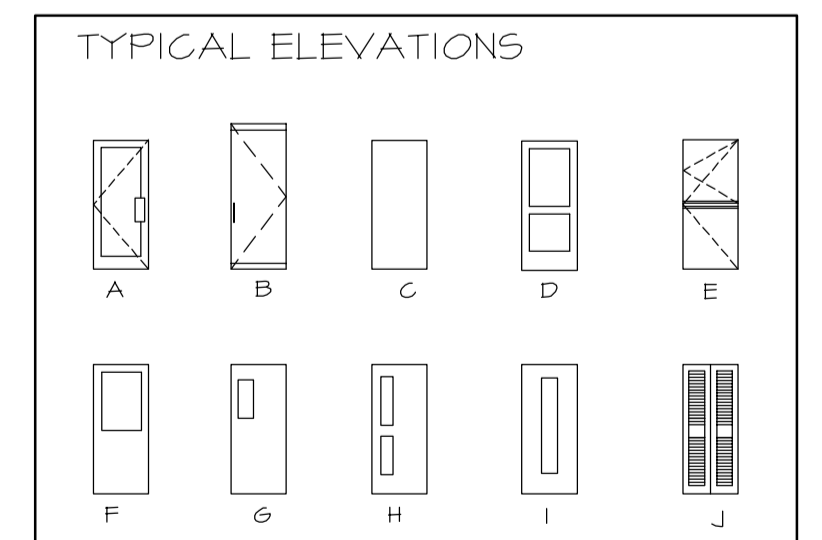
NO	LEGEND 1 ST FLOOR	
1	MINE RESCUE	71.7 m.c.
2	INFIRMARY	62.8 m.c.
3	TRAINING ROOM	49.6 m.c.
4	LAUNDRY	163 m.c.
5	WOMEN LOCKER ROOM (48 BASKETS) (47 LOCKERS)	134.6 m.c.
6	MEN LOCKER ROOM (360 BASKETS) (352 LOCKERS)	651.2 m.c.
7	PREVENTION OFFICE	32.1 m.c.
8	EXIT STAIRS	
9	JANITOR	
10	LAMP ROOM	35 m.c.
11	FOREMAN AREA	186.1 m.c.
12	STORAGE ROOM	
13	ELECTRICAL ROOM	35 m.c.

1 ST FLOOR

DOORS AND FRAMES REGISTER (1)		DOORS/WINDOWS				GLASS				FRAMES		HARDWARE										NOTE							
NO	DESTINATIONS	FIRE ULC	ELEVATION TYPICAL	FINISH	THICKNESS	WIDTH	HEIGHT	CONSTRUCTION	PLATE GLASS	INSULATING GLASS	TREMPERED	WIRED	LAMINATED	TEINTED	CONSTRUCTION	FINISH	ELEVATION	NO	HINGES	LOCK	PULL HANDLE		PUSH HANDLE	FOOT PLATE	CLOSER	SOUND PROOF	STOPPER	THRESHOLD	WEATHERSTRIP
1	EXT. TO VESTIBULE		D	AN	51	2X914	2134	AL	●	●					AL	AN	1	●	S1					●				AL	●
2	EXT. TO VESTIBULE		D	AN	51	2X914	2134	AL	●	●					AL	AN	2	●	S1					●				AL	●
3	EXT. TO MEN LOCKER ROOM		C	P	45	914	2134	HM/MN							HM/MN	P	3	●	S2					●				AL	●
4	EXT. TO MEN LOCKER ROOM		C	P	45	914	2134	HM/MN							HM/MN	P	4	●	S2					●				AL	●
5	EXT. TO EXIT STAIRS		D	P	45	914	2134	HM/MN	●	●					HM/MN	P	5	●	S1				●	●				AL	●
6	EXT. LAUNDRY		G	P	45	2X914	2134	HM/MN	●	●					HM/MN	P	6	●	S1				●	●				AL	●
7	EXT. TO CORRIDOR		D	P	45	2X914	2134	HM/MN	●	●					HM/MN	P	7	●	S1				●	●				AL	●
8	EXT. TO EXIT STAIRS		D	P	45	914	2134	HM/MN	●	●					HM/MN	P	8	●	S1				●	●				AL	●
9	EXT. TO VESTIBULE		D	AN	51	2X914	2134	AL	●	●					AL	AN	9	●	S1				●	●				AL	●


(1) DOORS AND FRAMES IN EXTERIOR WALL ONLY  
S1 PANIC EXIT DEVICE WITH ENTRANCE FUNCTION  
S2 PANIC EXIT DEVICE

KEY	
AL	ALUMINUM
HM	HOLLOW METAL
AN	ANODISED
W	WOOD
IN	INSULATED
P	PAINT



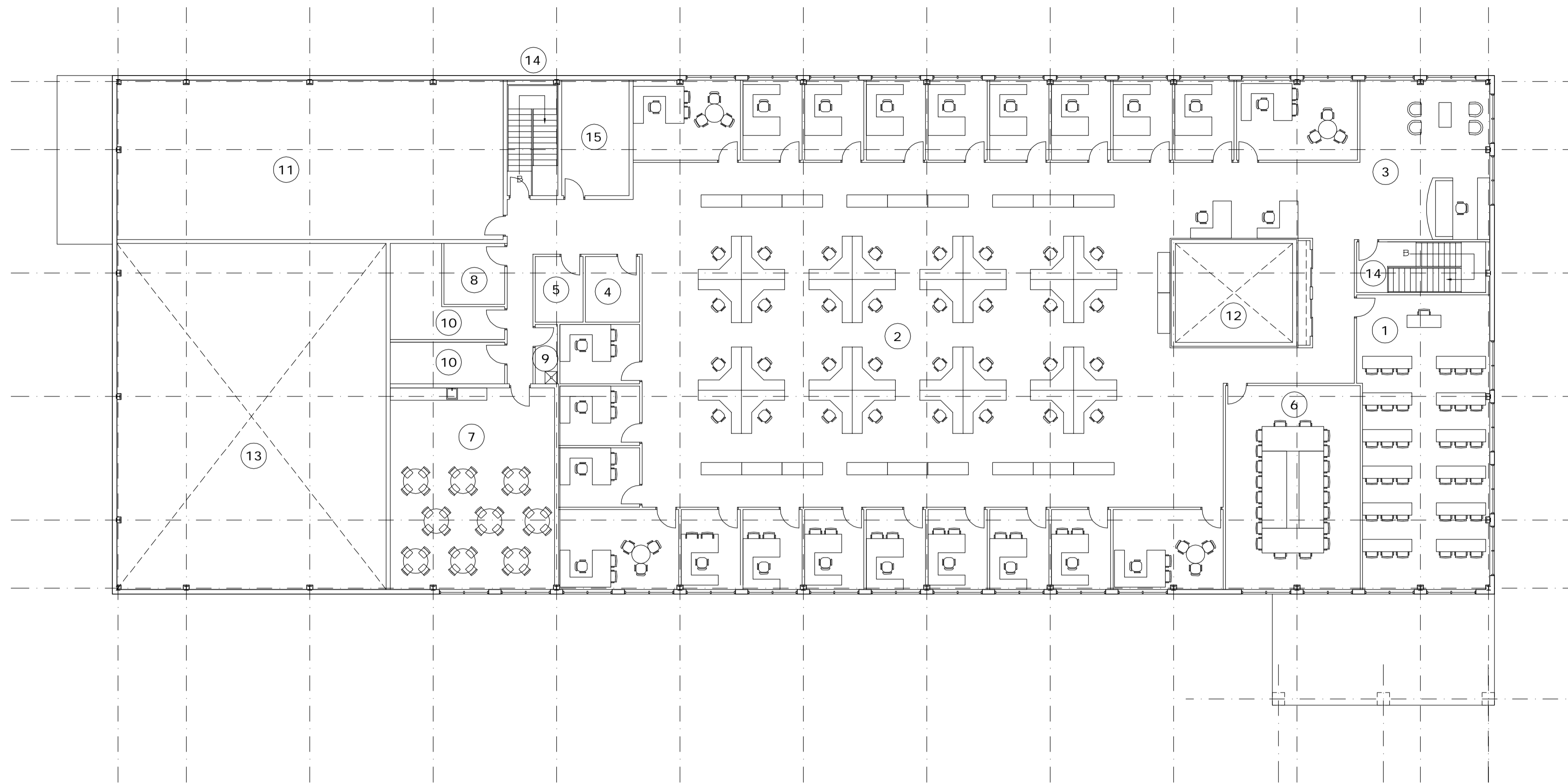
ISSUE No	REV.	DATE (Y/M/D)	PURPOSE OF ISSUE	TRANSMISSION LETTER No	ISSUE No	REV.	DATE (Y/M/D)	PURPOSE OF ISSUE	TRANSMISSION LETTER No	No	REVISION DESCRIPTION	DATE (Y/M/D)	INITIALS: * DESIGNED ** APPROVED	No	REVISION DESCRIPTION	DATE (Y/M/D)	INITIALS: * DESIGNED ** APPROVED	No	REFERENCE DRAWINGS NUMBER
06	00	2011/04/18	FOR BID																
05	PE	2011/03/31	FOR FINAL REVIEW							PE	FIFTH ISSUE	2011/03/31	B.L. G.B.						
04	PD	2011/03/14	FOR CLIENT REVIEW & COMMENT							PD	FOURTH ISSUE	2011/03/14	G.B. M.L.						
03	PC	2011/03/11	FOR INTERNAL COORDINATION							PC	THIRD ISSUE	2011/03/11	B.L. G.B.						
02	PB	2011/02/11	FOR CLIENT REVIEW & COMMENT							PB	SECOND ISSUE	2011/02/11	G.B. M.L.						
01	PA	2011/02/10	FOR INTERNAL COORDINATION							PA	FIRST ISSUE	2011/02/10	B.L. G.B.						

PROFESSIONAL SEAL



DESIGNED	DISCIPLINE ENGINEER
B.L.	
DRAWN	ENGINEERING MANAGER
S.F.	
CHECKED	PROJECT MANAGER
G.B./M.L.	
DATE	CLIENT
2011/02/10	
SCALE	
AS SHOWN	

PROJECT	TITLE	PROJECT No	SUBDIVISION	SUBJECT	SERIAL	REV.
RENARD PROJECT	ON-SITE UTILITIES AND INFRASTRUCTURES MINE OFFICE, DRY AND LAUNDRY PLAN VIEW	504421	5175	44 D1	0001	00



NO	LEGEND 2ND FLOOR	
1	TRAINING ROOM	92.7 m.c.
2	OFFICES (3mX4m TYPE) 22 PRIVATE 35 SEMI-PRIVATE	
3	RECEPTION AREA	
4	PHOTOCOPY ROOM	8.7 m.c.
5	PAPER ROOM	7.6 m.c.
6	MEETING ROOMS	66.9 m.c.
7	LUNCH	80.8 m.c.
8	COMPUTER ROOM	9 m.c.
9	JANITOR	3.2 m.c.
10	STORAGE ROOM (2)	28.8 m.c.
11	MECHANICAL ROOM	150 m.c.
12	WOMEN'S DRY UPPER PART	28.3 m.c.
13	MEN'S DRY UPPER PART	227.3 m.c.
14	EXIT STAIR	
15	TELECOM ROOM	19 m.c.

1 2 ND FLOOR 1:150

ISSUE REGISTER				ISSUE REGISTER				REVISION REGISTER				REVISION REGISTER				REFERENCE DRAWINGS NUMBER			
ISSUE No	REV.	DATE (Y/M/D)	PURPOSE OF ISSUE	TRANSMISSION LETTER No	ISSUE No	REV.	DATE (Y/M/D)	PURPOSE OF ISSUE	TRANSMISSION LETTER No	No	REVISION DESCRIPTION	DATE (Y/M/D)	INITIALS: * DESIGNED ** APPROVED	No	REVISION DESCRIPTION	DATE (Y/M/D)	INITIALS: * DESIGNED ** APPROVED	No	REFERENCE DRAWINGS NUMBER
04	00	2011/04/18	FOR BID																
03	PC	2011/03/31	FOR FINAL REVIEW							PC	THIRD ISSUE	2011/03/31	B.L. G.B.						
02	PB	2011/03/14	FOR CLIENT REVIEW & COMMENT							PB	SECOND ISSUE	2011/03/14	G.B. M.L.						
01	PA	2011/03/11	FOR INTERNAL COORDINATION							PA	FIRST ISSUE	2011/03/11	B.L. G.B.						

PROFESSIONAL SEAL



SNC-LAVALIN  
465, René-Lévesque Blvd. West  
Montreal (Québec) Canada H2Z 1Z3

PREPARATION

DESIGNED B.L.

DRAWN S.F.

CHECKED G.B./M.L.

DATE 2011/03/11

SCALE AS SHOWN



BOUCHER LACHANCE  
ARCHITECTES

APPROVAL

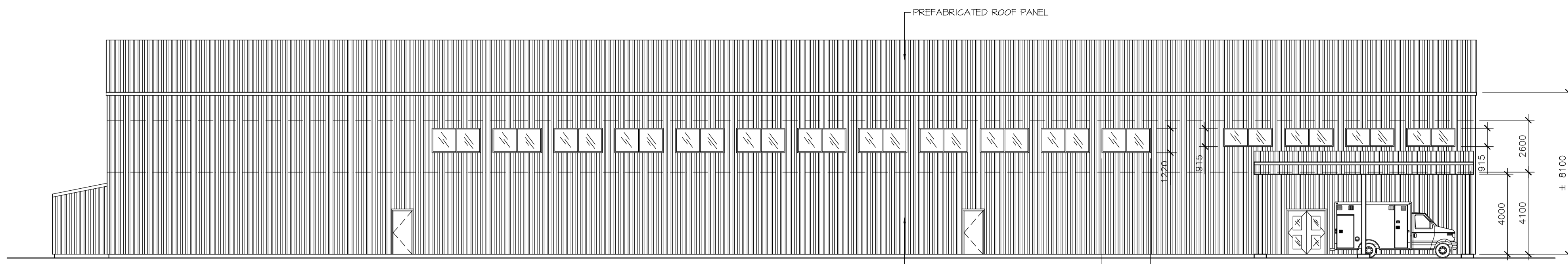
DISCIPLINE ENGINEER

ENGINEERING MANAGER

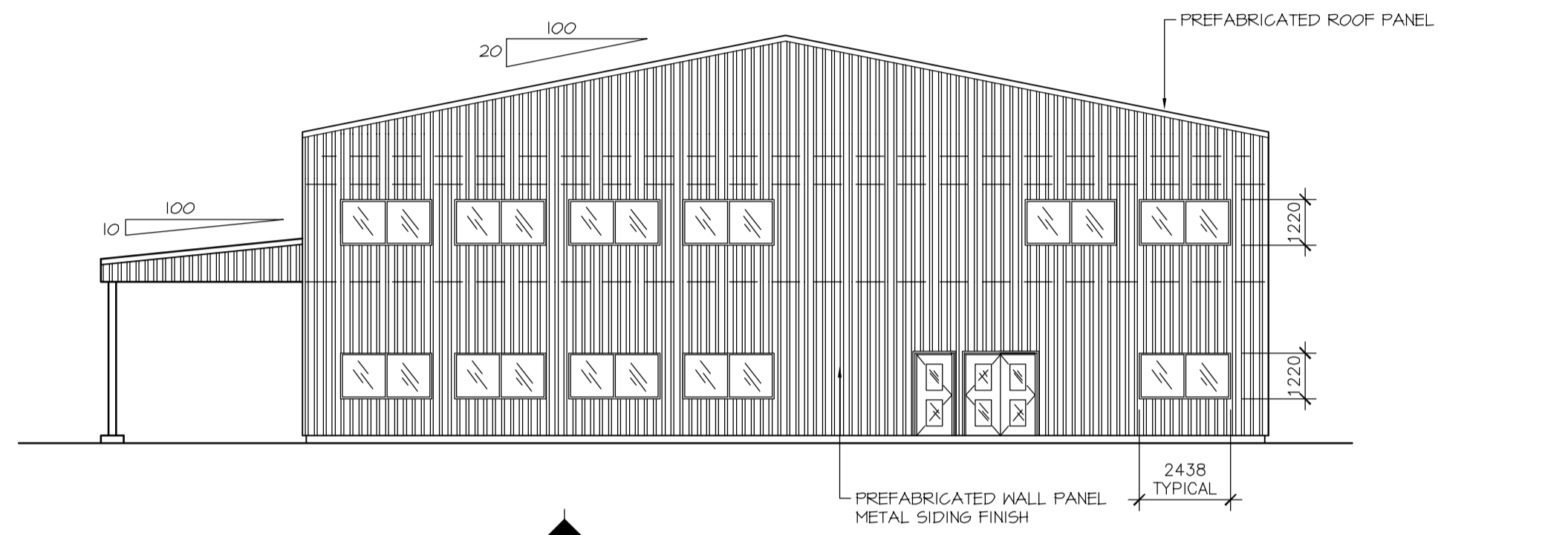
PROJECT MANAGER

CLIENT

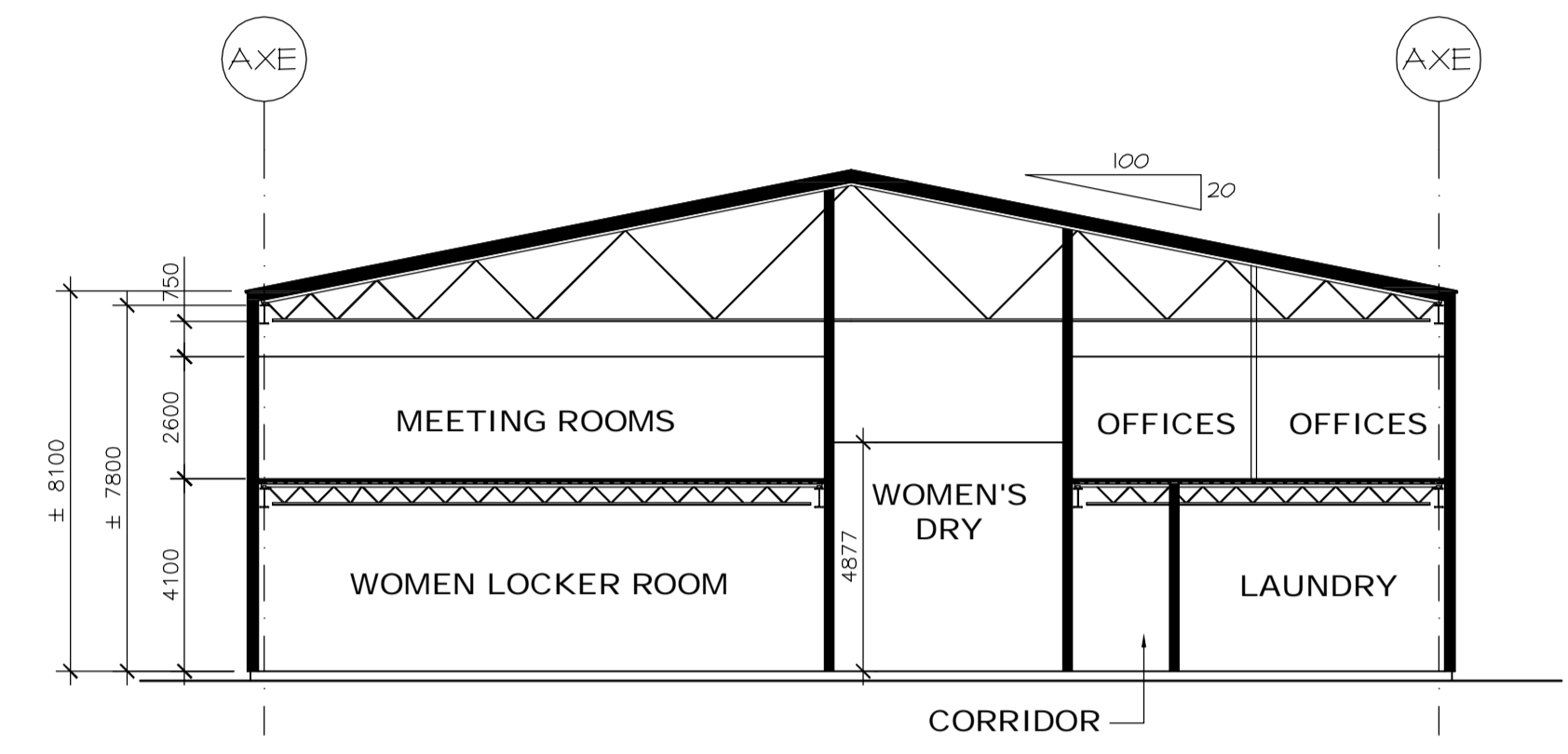
CLIENT				
PROJECT RENARD PROJECT				
TITLE: ONSITE UTILITIES AND INFRASTRUCTURES MINE OFFICE, DRY AND LAUNDRY PLAN VIEW				
PROJECT No	SUBDIVISION	SUBJECT	SERIAL	REV.
504421	5175	44 D1	0002	00



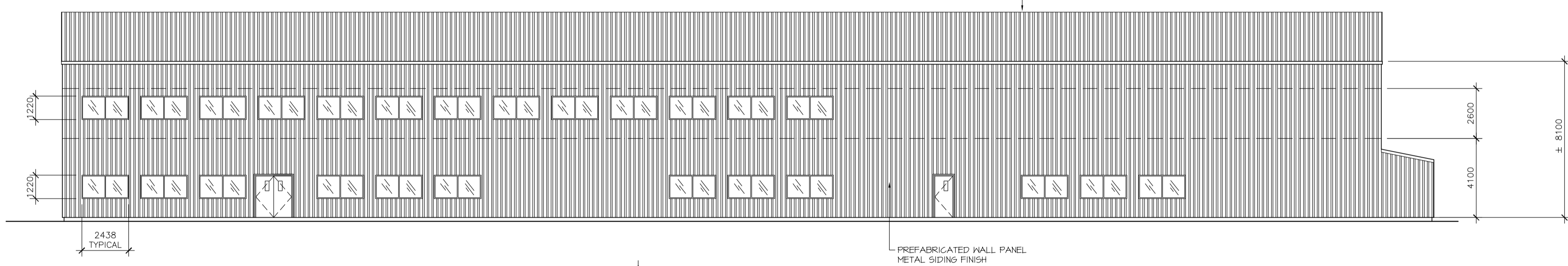
1 ELEVATION 1:150



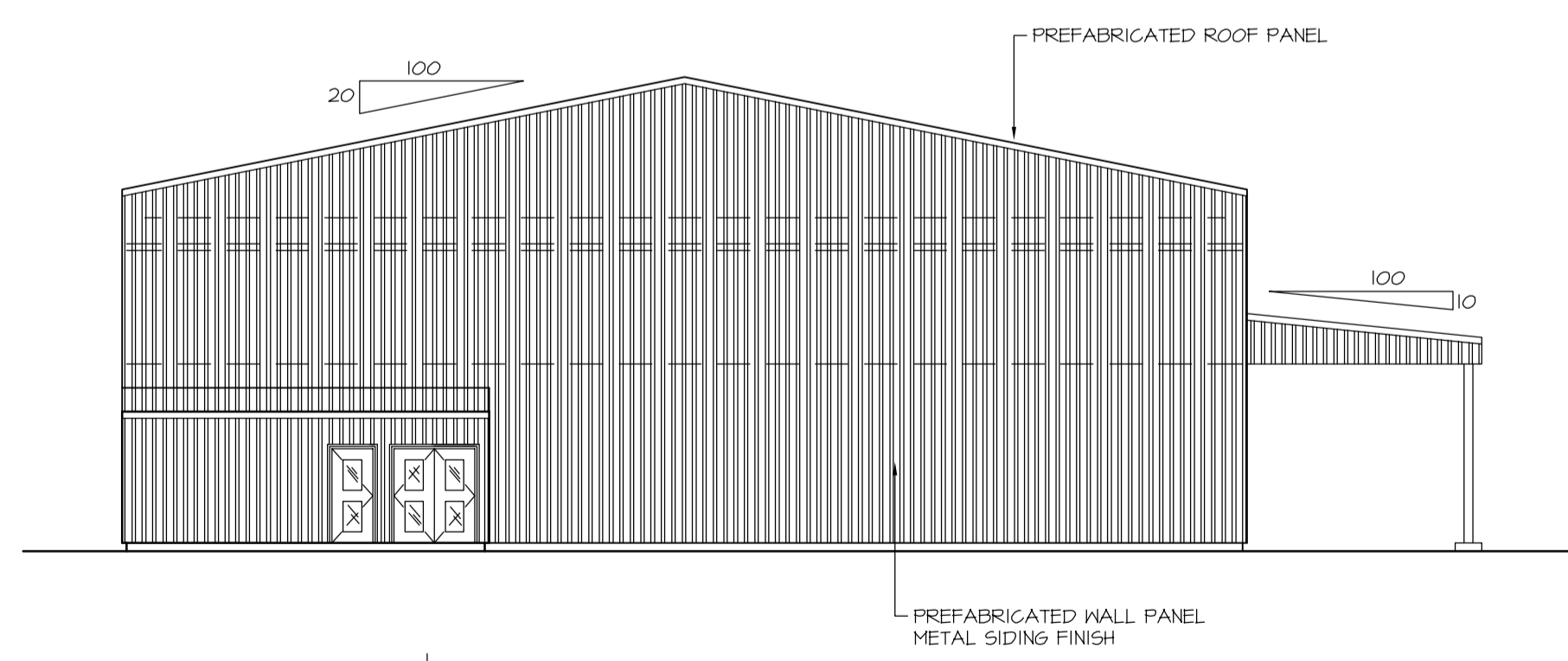
2 ELEVATION 1:150



AA SECTION 1:150



3 ELEVATION 1:150



4 ELEVATION 1:150

ISSUE No	REV.	DATE (Y/M/D)	PURPOSE OF ISSUE	TRANSMISSION LETTER No	ISSUE No	REV.	DATE (Y/M/D)	PURPOSE OF ISSUE	TRANSMISSION LETTER No	No	REVISION DESCRIPTION	DATE (Y/M/D)	No	REVISION DESCRIPTION	DATE (Y/M/D)	No	REFERENCE DRAWINGS NUMBER
01	00	2011/04/18	FOR BID														

PROFESSIONAL SEAL

**SNC-LAVALIN**  
 465, René-Lévesque Blvd. West  
 Montréal (Québec) Canada H2Z 1Z3

**BOUCHER LACHANCE ARCHITECTES**

PREPARATION: B.L.  
 DISCIPLINE ENGINEER

DESIGNED: S.F.  
 ENGINEERING MANAGER

CHECKED: G.B./M.L.  
 PROJECT MANAGER

DATE: 2011/04/18  
 CLIENT

CLIENT: **stornoway** (Canada) Inc.

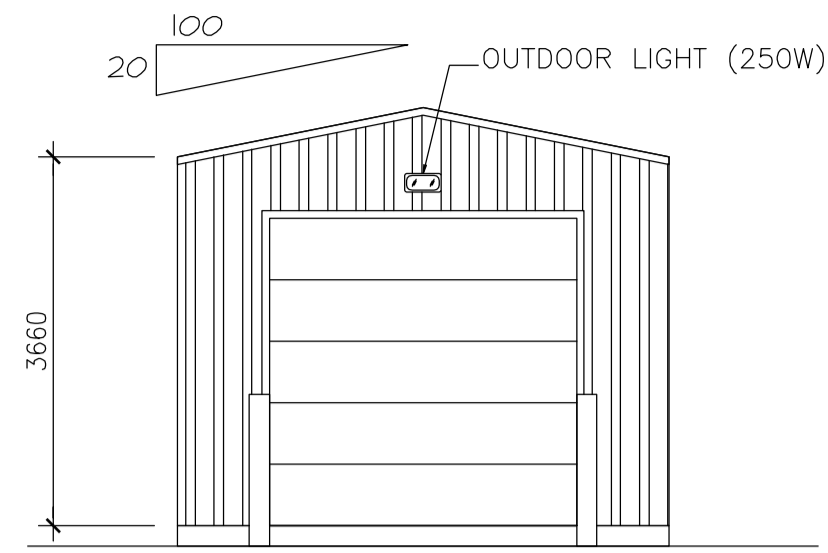
PROJECT: **RENARD PROJECT**

TITLE: **ON-SITE UTILITIES AND INFRASTRUCTURES MINE OFFICE, DRY AND LAUNDRY ELEVATIONS**

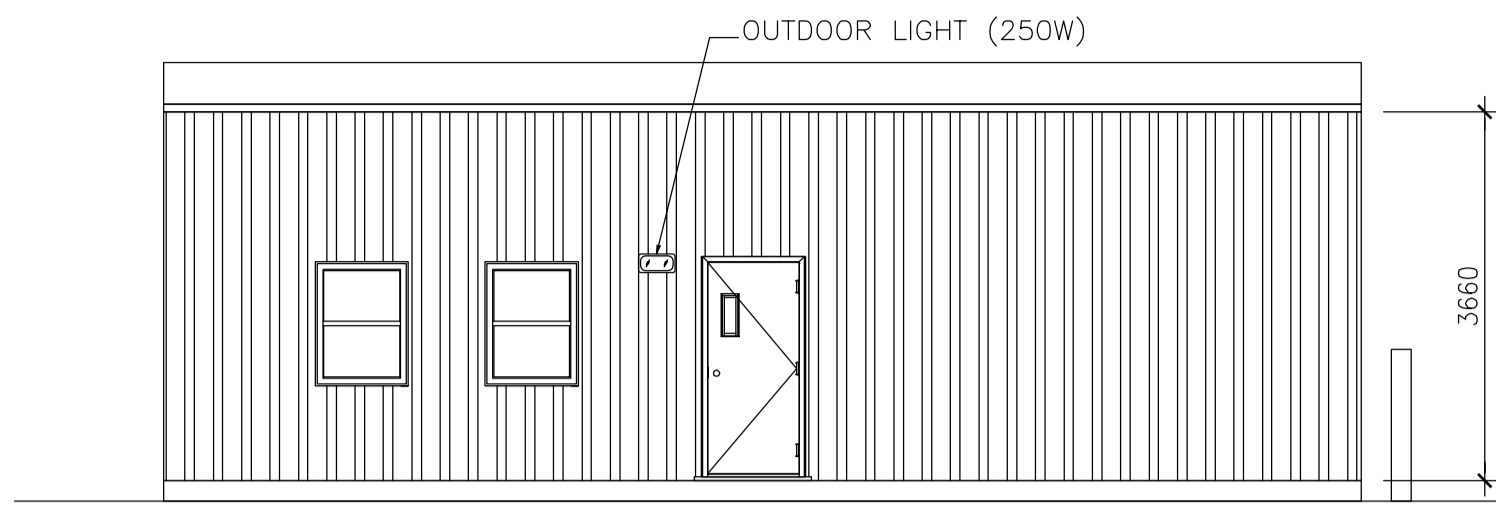
PROJECT No	SUBDIVISION	SUBJECT	SERIAL	REV.
504421	5175	44 D1	0003	00

504421AHEN - FRAME A1 HORIZONTAL ENGLISH

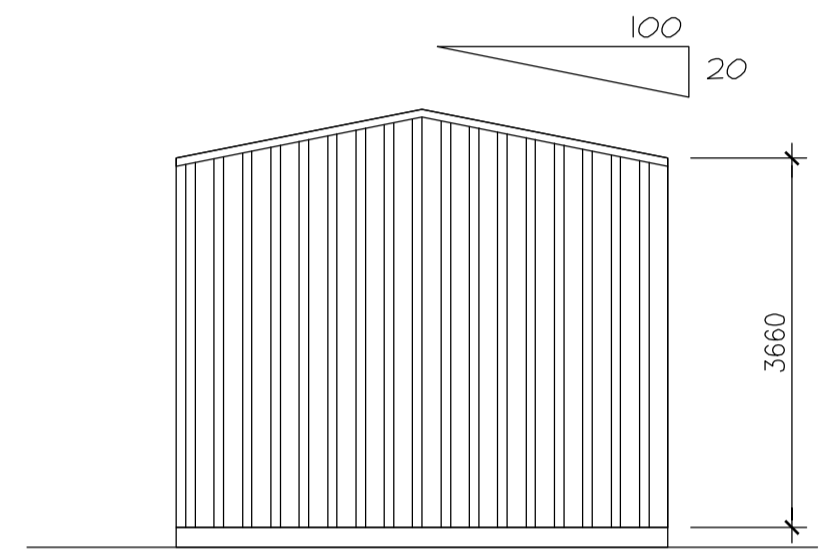
LAST SAVE: 2011/04/18 - 8:53am  
 PATH: R:\504421\4\_Architectural\Emissions\2011-04-18 - Issued for BID\504421-5175-44D1-0003-00.dwg



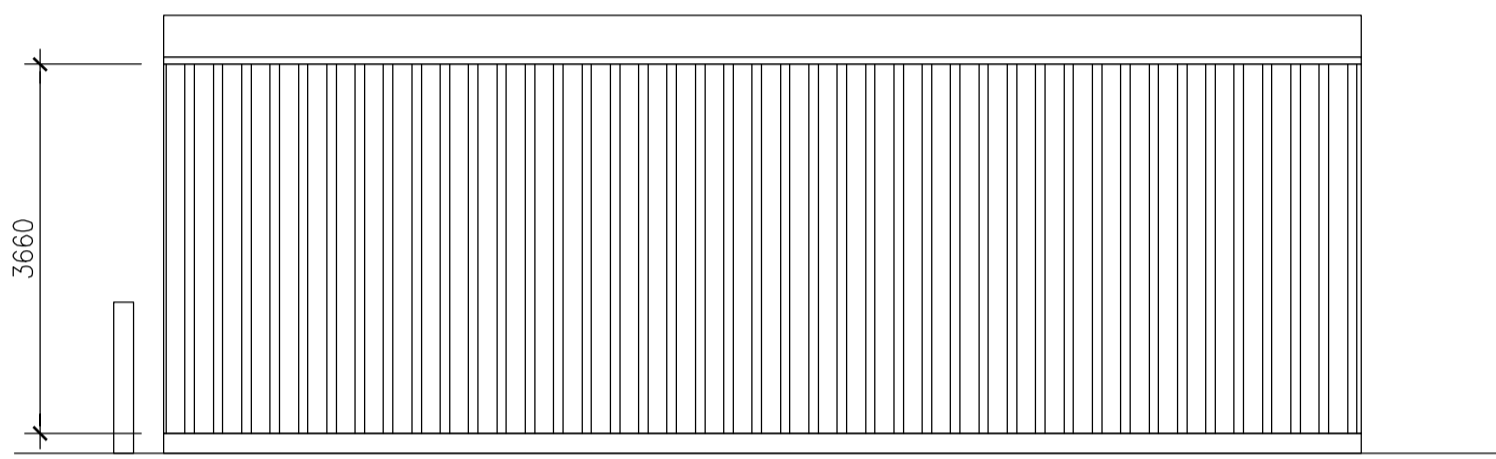
FRONT ELEVATION  
1:75



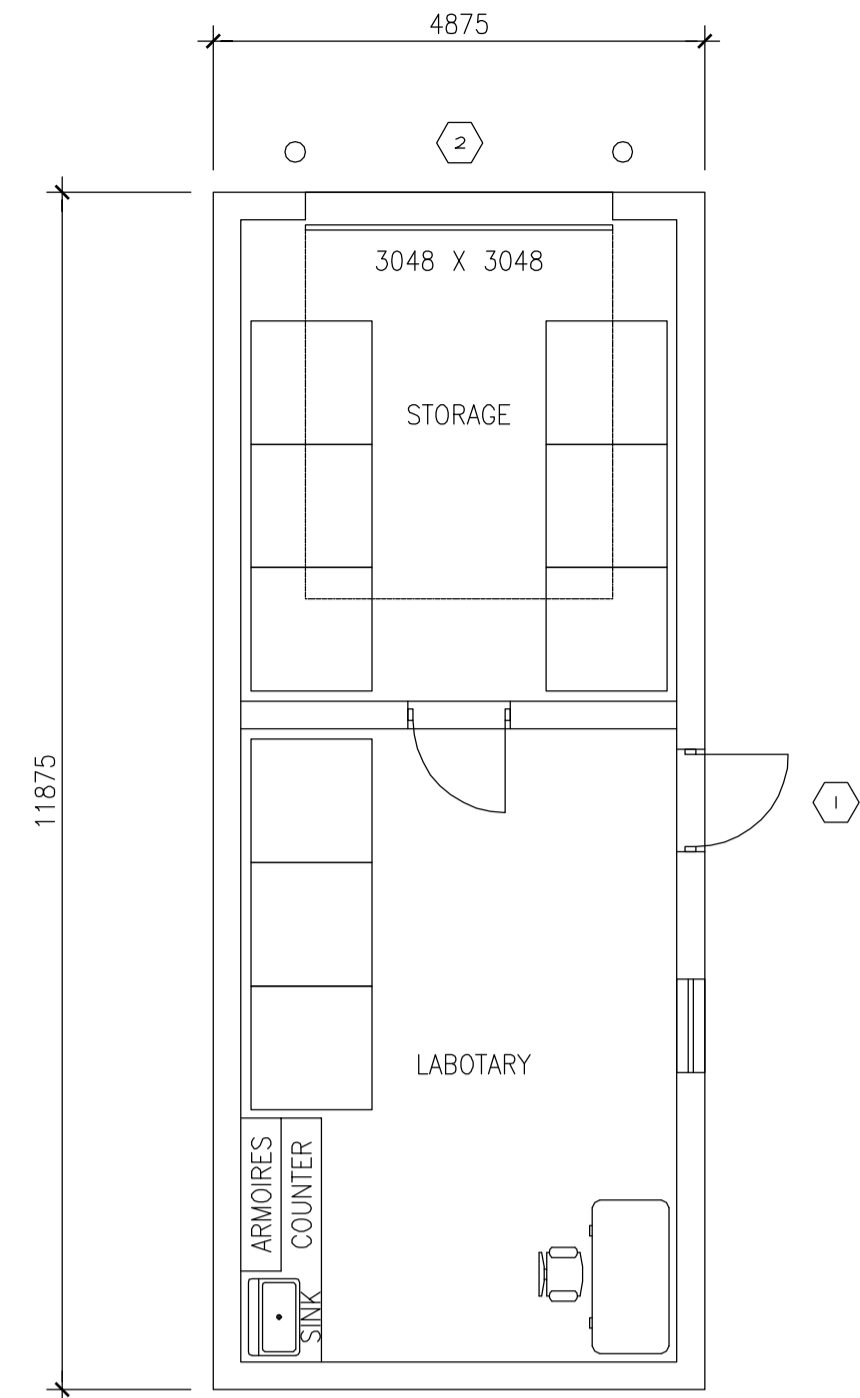
LEFT ELEVATION  
1:75



REAR ELEVATION  
1:75



RIGHT ELEVATION  
1:75

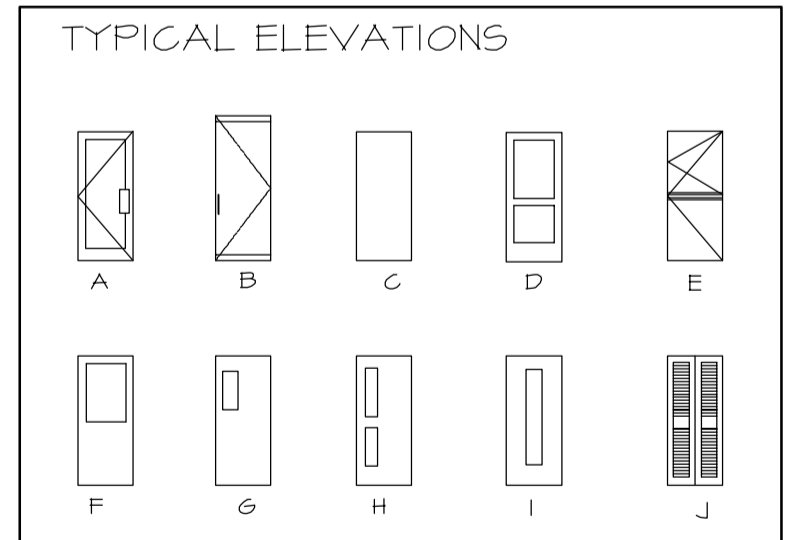


PLAN VIEW  
1:75

DOORS AND FRAMES REGISTER (1)			DOORS/WINDOWS				GLASS				FRAMES		HARDWARE										NOTE											
NO	DESTINATIONS	FIRE ULC	ELEVATION	TYPICAL FINISH	THICKNESS	WIDTH	HEIGHT	CONSTRUCTION	PLATE GLASS	INSULATING GLASS	TEMPERED	WIRED	LAMINATED	TINTED	CONSTRUCTION	FINISH	ELEVATION	NO	HINGES	LOCK	PULL HANDLE	PUSH HANDLE		FOOT PLATE	CLOSER	SOUND PROOF STOPPER	THRESHOLD	WEATHERSTRIP						
																							1						EXT. TO LABOTARY		6	P	45	414
2	EXT. TO STORAGE				3048	3048													2															

(1) DOORS AND FRAMES IN EXTERIOR WALL ONLY  
SI PANIC EXIT DEVICE WITH ENTRANCE FUNCTION

KEY	
AL	ALUMINUM
HM	HOLLOW METAL
AN	ANODISED
W	WOOD
IN	INSULATED
P	PAINT



NOTE:  
J. MOTORIZED OVERHEAD DOOR

ISSUE No	REV.	DATE (Y/M/D)	PURPOSE OF ISSUE	TRANSMISSION LETTER No	ISSUE No	REV.	DATE (Y/M/D)	PURPOSE OF ISSUE	TRANSMISSION LETTER No	No	REVISION DESCRIPTION	DATE (Y/M/D)	INITIALS: * DESIGNED ** APPROVED	No	REVISION DESCRIPTION	DATE (Y/M/D)	INITIALS: * DESIGNED ** APPROVED	No	REFERENCE DRAWINGS NUMBER
03	00	2011/04/18	FOR BID																
02	PB	2011/03/25	FOR CLIENT REVIEW & COMMENT		PB			SECOND ISSUE			2011/03/25	G.B. M.L.							
01	PA	2011/03/24	FOR INTERNAL COORDINATION		PA			FIRST ISSUE			2011/03/24	G.B. M.L.							

PROFESSIONAL SEAL

**SNC-LAVALIN**  
465, René-Lévesque Blvd. West  
Montreal (Québec) Canada H2Z 1Z3

PREPARATION: G.B.  
APPROVAL: DISCIPLINE ENGINEER

DRAWN: F.R.  
ENGINEERING MANAGER

CHECKED: M.L.  
PROJECT MANAGER

DATE: 2011/03/24  
CLIENT

SCALE: AS SHOWN

CLIENT: **les diamants stornoway (Canada) inc.**

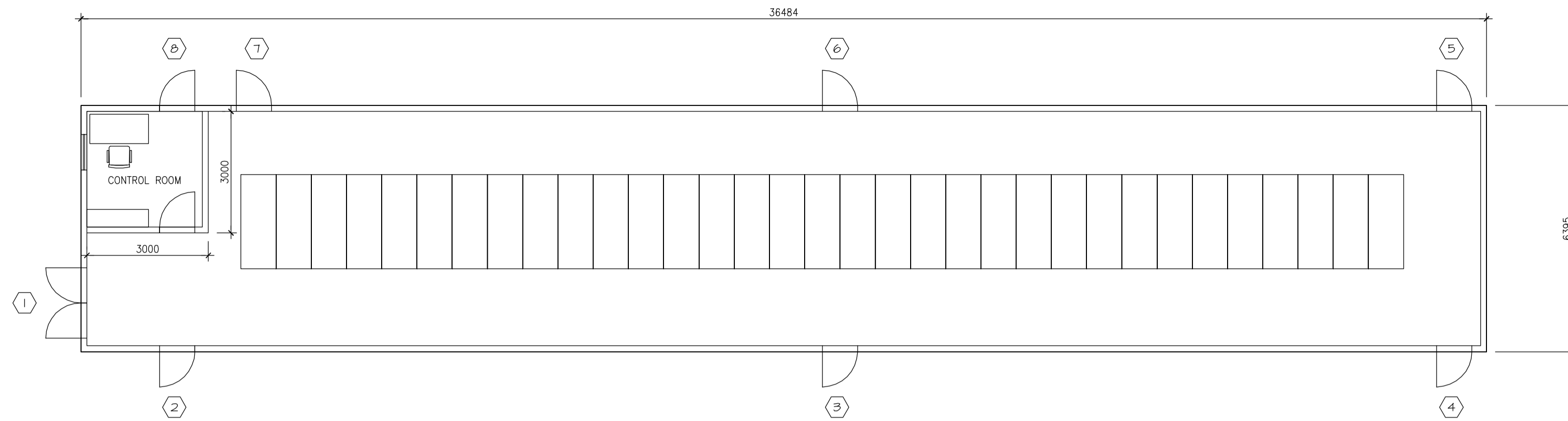
PROJECT: **RENARD PROJECT**

TITLE: **ON-SITE UTILITIES AND INFRASTRUCTURES CORE SHACK PLAN VIEWS, ELEVATIONS**

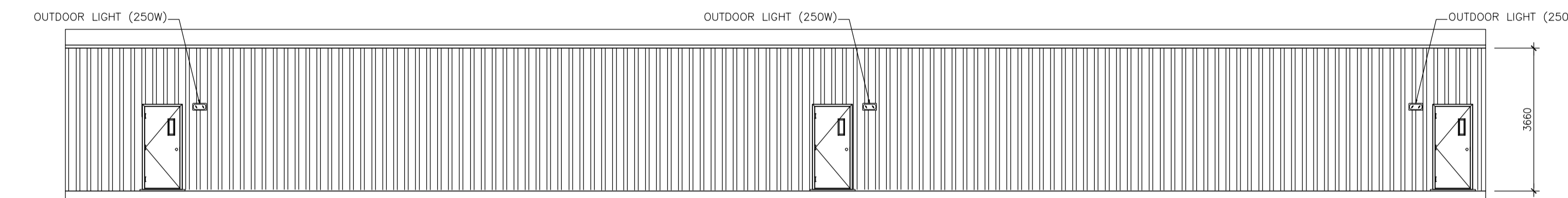
PROJECT No	SUBDIVISION	SUBJECT	SERIAL	REV.
504421	5185	44 D1	0001	00

504421ATHEN - FRAME A1 HORIZONTAL ENGLISH

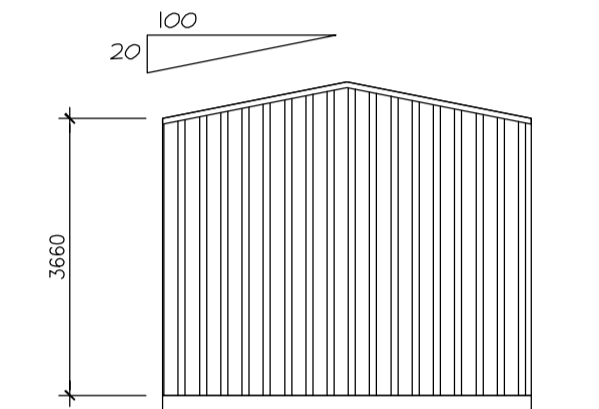
LAST SAVE: 2011/04/18 - 2:35pm  
PATH: R:\504421\44\_Architecture\Emissions\2011-04-18 - Issued for BID\504421-5185-44D1-0001-00.dwg



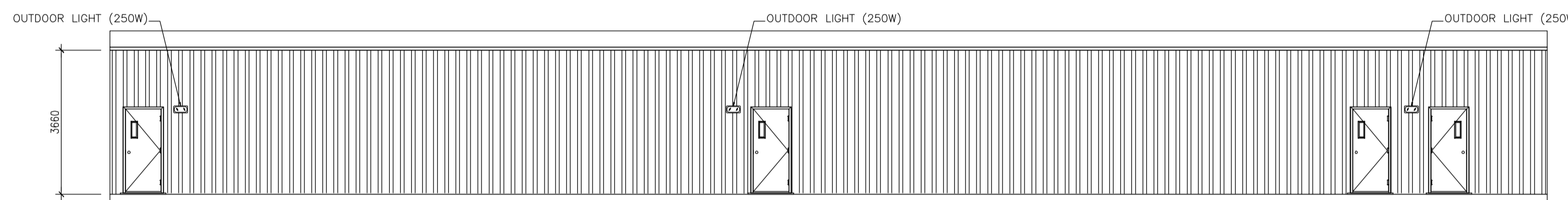
PLAN VIEW  
1:100



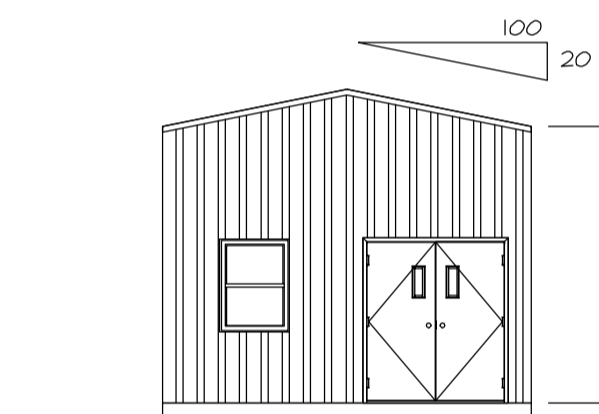
FRONT ELEVATION  
1:100



RIGHT ELEVATION  
1:100



REAR ELEVATION  
1:100

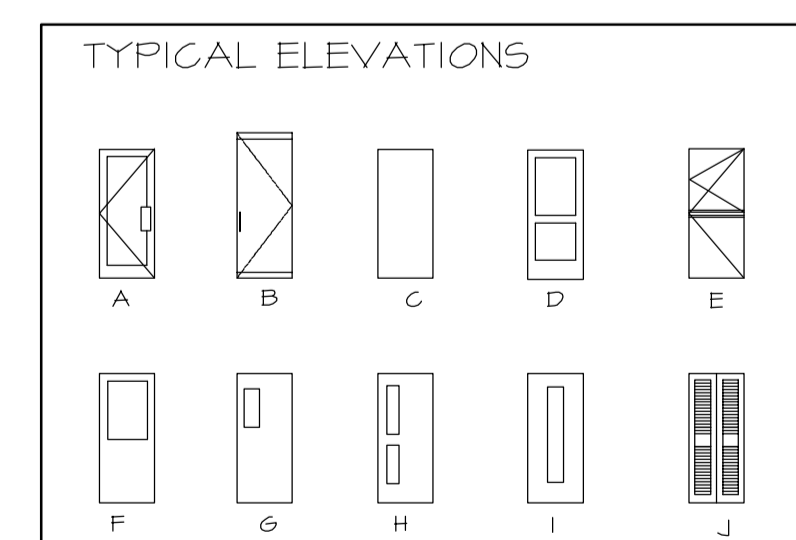


LEFT ELEVATION  
1:100

DOORS AND FRAMES REGISTER (1)				DOORS/WINDOWS					GLASS				FRAMES		HARDWARE										NOTE			
NO	DESTINATIONS	FIRE ULC	ELEVATION TYPICAL	FINISH	THICKNESS	WIDTH	HEIGHT	CONSTRUCTION	PLATE GLASS	INSULATING GLASS	TREMPERED	WIRED	LAMINATED	TEINTED	CONSTRUCTION	FINISH	ELEVATION	NO	HINGES	LOCK	PULL HANDLE	PUSH HANDLE	FOOT PLATE	CLOSER		SOUND PROOF	STOPPER	THRESHOLD
1	EXT. TO ELECTRICAL BUILDING		6 P	45	2X414	2134	2134	HM/IN	●						HM/IN	P	1	●	SI				●	●			AL	●
2	EXT. TO ELECTRICAL BUILDING		6 P	45	414	2134	2134	HM/IN	●						HM/IN	P	2	●	SI				●	●			AL	●
3	EXT. TO ELECTRICAL BUILDING		6 P	45	414	2134	2134	HM/IN	●						HM/IN	P	3	●	SI				●	●			AL	●
4	EXT. TO ELECTRICAL BUILDING		6 P	45	414	2134	2134	HM/IN	●						HM/IN	P	4	●	SI				●	●			AL	●
5	EXT. TO ELECTRICAL BUILDING		6 P	45	414	2134	2134	HM/IN	●						HM/IN	P	5	●	SI				●	●			AL	●
6	EXT. TO ELECTRICAL BUILDING		6 P	45	414	2134	2134	HM/IN	●						HM/IN	P	6	●	SI				●	●			AL	●
7	EXT. TO ELECTRICAL BUILDING		6 P	45	414	2134	2134	HM/IN	●						HM/IN	P	7	●	SI				●	●			AL	●
8	EXT. TO CONTROL ROOM		6 P	45	414	2134	2134	HM/IN	●						HM/IN	P	8	●	SI				●	●			AL	●

(1) DOORS AND FRAMES IN EXTERIOR WALL ONLY  
SI PANIC EXIT DEVICE WITH ENTRANCE FUNCTION

KEY	
AL	ALUMINUM
HM	HOLLOW METAL
AN	ANODISED
W	WOOD
IN	INSULATED
P	PAINT



ISSUE No	REV.	DATE (Y/M/D)	PURPOSE OF ISSUE	TRANSMISSION LETTER No	ISSUE No	REV.	DATE (Y/M/D)	PURPOSE OF ISSUE	TRANSMISSION LETTER No	No	REVISION DESCRIPTION	DATE (Y/M/D)	INITIALS: * DESIGNED ** APPROVED	No	REVISION DESCRIPTION	DATE (Y/M/D)	INITIALS: * DESIGNED ** APPROVED	No	REFERENCE DRAWINGS NUMBER
03	00	2011/04/18	FOR BID																
02	PB	2011/03/25	FOR CLIENT REVIEW & COMMENT																
01	PA	2011/03/24	FOR INTERNAL COORDINATION																

PROFESSIONAL SEAL

**SNC-LAVALIN**  
465, René-Lévesque Blvd. West  
Montréal (Québec) Canada H2Z 1Z3

PREPARATION: G.B. (Signature)  
APPROVAL: DISCIPLINE ENGINEER

DRAWN: F.R. (Signature)  
ENGINEERING MANAGER

CHECKED: M.L. (Signature)  
PROJECT MANAGER

DATE: 2011/03/24  
CLIENT

CLIENT: **stornoway** (Canada) Inc.

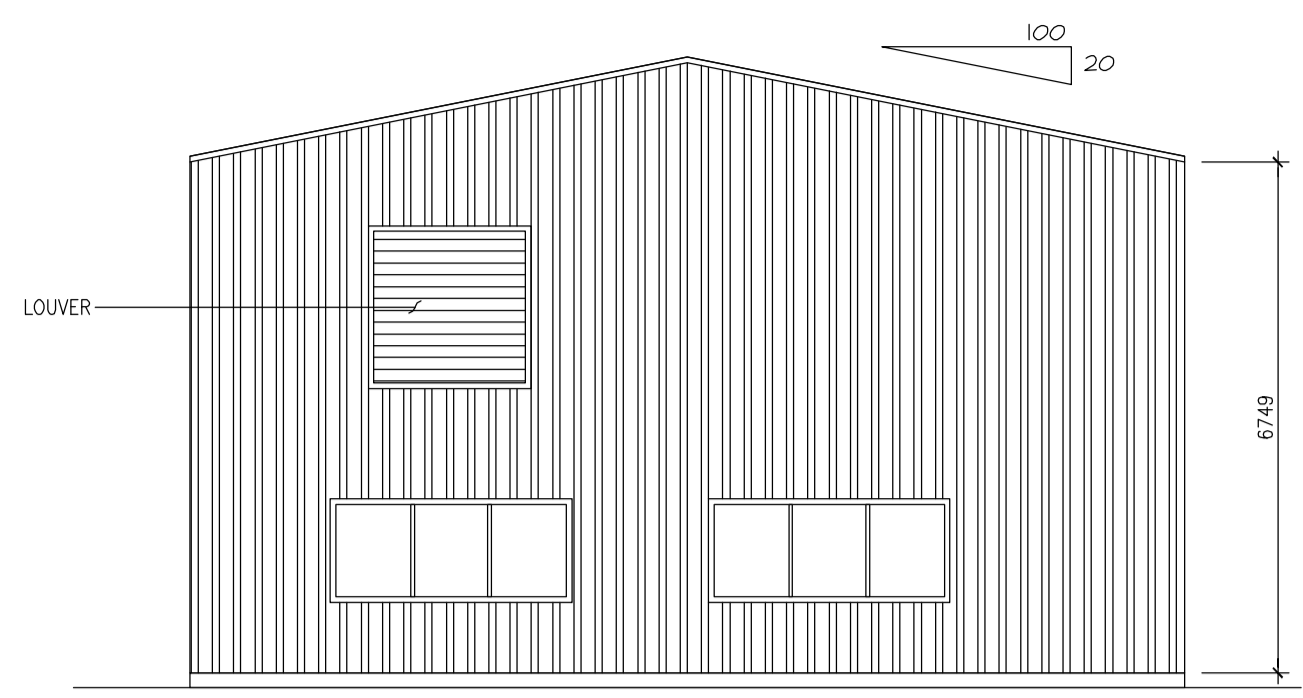
PROJECT: **RENARD PROJECT**

TITLE: **ONSITE UTILITIES AND INFRASTRUCTURES POWER STATION ELECTRICAL BUILDING PRIMARY SUBSTATION, PRIMARY SWITCHGEAR PLAN VIEW, ELEVATIONS**


PROJECT No	SUBDIVISION	SUBJECT	SERIAL	REV.
504421	5214	44 D1	0001	00

504421AHEN - FRAME A1 HORIZONTAL ENGLISH

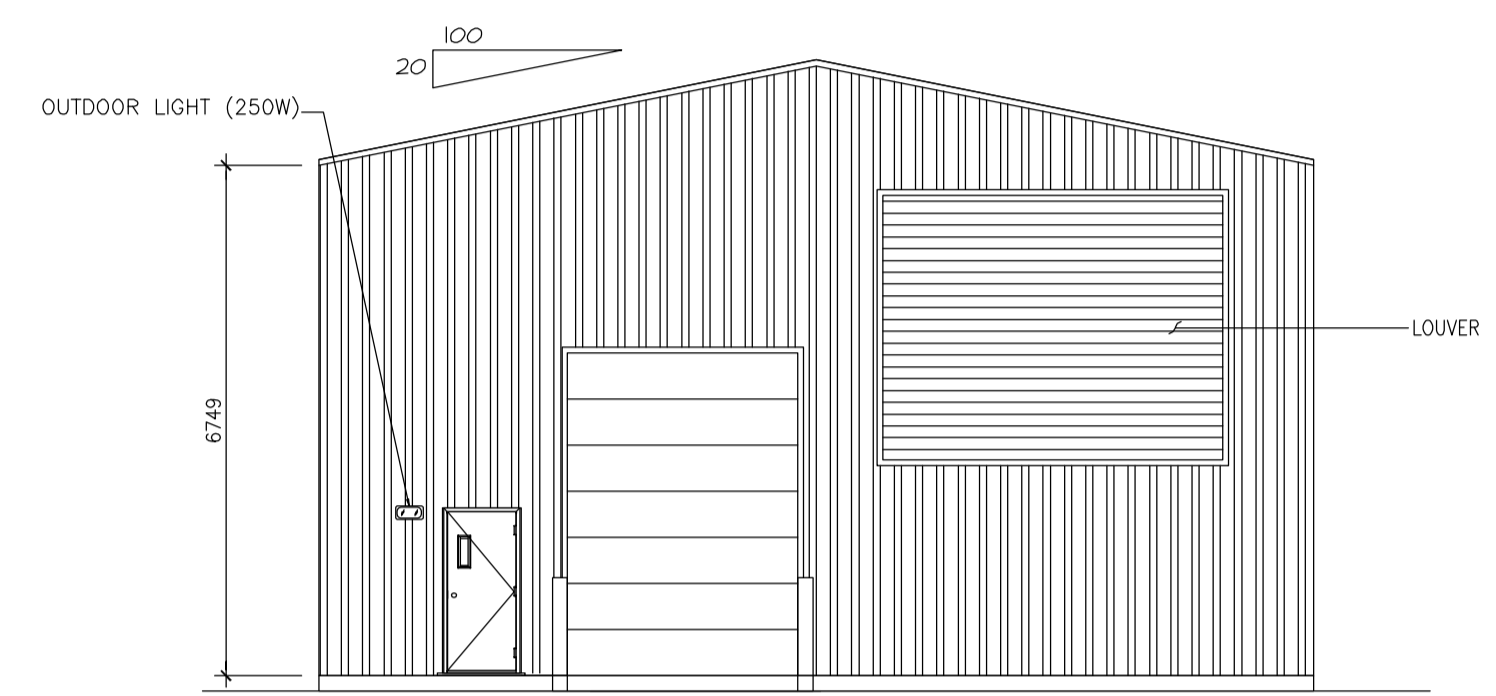
LAST SAVE: 2011/04/18 - 12:51pm  
PATH: R:\504421\44\_Architecture\Emissions\2011-04-18 - Issued for BID\504421-5214-44D1-0001-00.dwg




REAR ELEVATION  
1:100



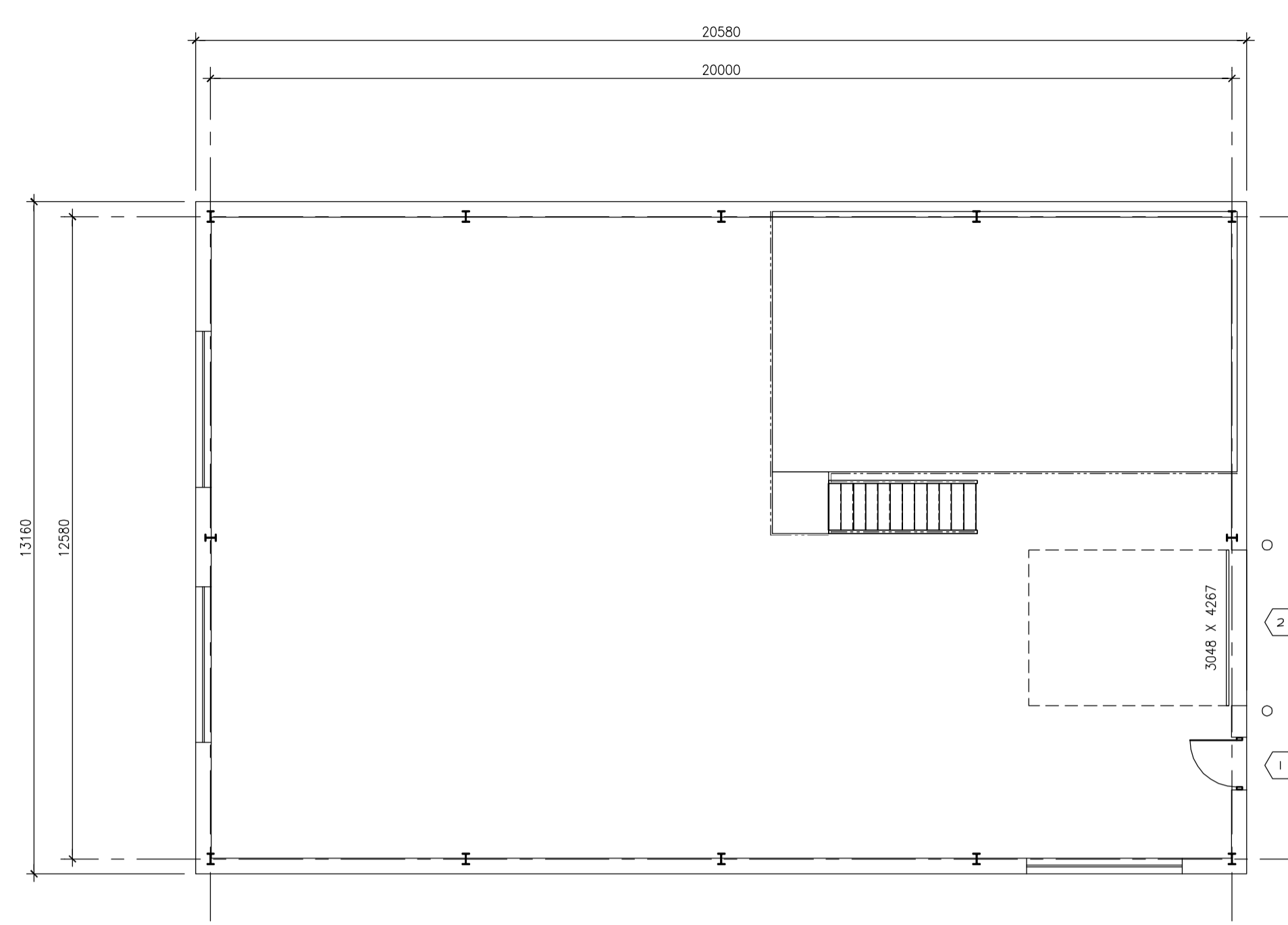
LEFT ELEVATION  
1:100



FRONT ELEVATION  
1:100



RIGHT ELEVATION  
1:100



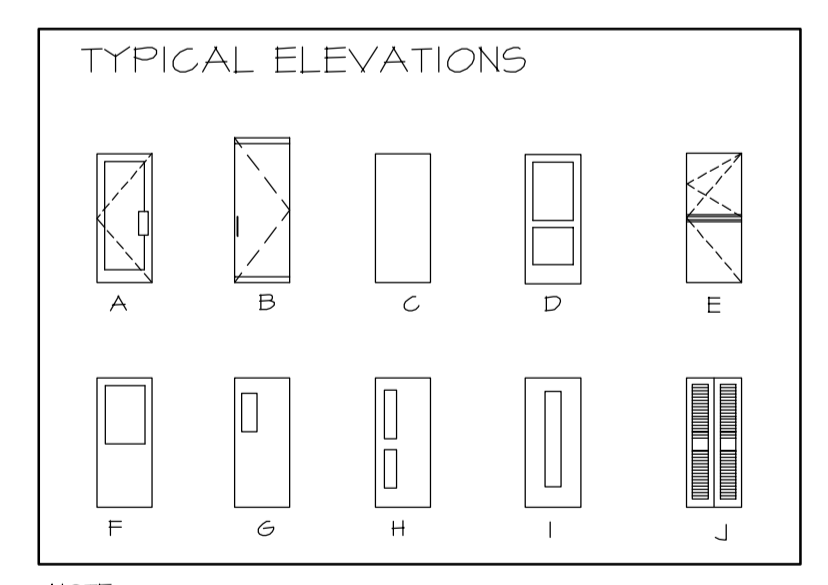
PLAN VIEW  
1:100

DOORS AND FRAMES REGISTER (1)				DOORS/WINDOWS				GLASS				FRAMES		HARDWARE										NOTE					
NO	DESTINATIONS	FIRE ULC	ELEVATION	TYPICAL FINISH	THICKNESS	WIDTH	HEIGHT	CONSTRUCTION	PLATE GLASS	INSULATING GLASS	TEMPERED	WIRED	LAMINATED	TINTED	CONSTRUCTION	FINISH	ELEVATION	NO	HINGES	LOCK	PULL HANDLE	PUSH HANDLE	FOOT PLATE		CLOSER	SOUND PROOF STOPPER	THRESHOLD	WEATHERSTRIP	
																								1					EXT. TO BOILER ROOM
2	EXT. TO BOILER ROOM				3048	4267												2											

(1) DOORS AND FRAMES IN EXTERIOR WALL ONLY  
SI PANIC EXIT DEVICE WITH ENTRANCE FUNCTION

**KEY**

AL	ALUMINUM
HM	HOLLOW METAL
AN	ANODISED
IN	INSULATED
P	PAINT



NOTE:  
J. MOTORIZED OVERHEAD DOOR

ISSUE REGISTER		ISSUE REGISTER		REVISION REGISTER		REVISION REGISTER		REVISION REGISTER		REFERENCE DRAWINGS NUMBER	
ISSUE No	REV. DATE (Y/M/D)	PURPOSE OF ISSUE	TRANSMISSION LETTER No	ISSUE No	REV. DATE (Y/M/D)	PURPOSE OF ISSUE	TRANSMISSION LETTER No	No	REVISION DESCRIPTION	DATE (Y/M/D)	INITIALS: * DESIGNED ** APPROVED
03	00	2011/04/18	FOR BID								
02	PB	2011/03/25	FOR CLIENT REVIEW & COMMENT					PB	SECOND ISSUE	2011/03/25	G.B. M.L.
01	PA	2011/03/24	FOR INTERNAL COORDINATION					PA	FIRST ISSUE	2011/03/24	G.B. M.L.

PROFESSIONAL SEAL

SNC-LAVALIN  
455, René-Lévesque Blvd. West  
Montreal (Québec) Canada H2Z 1Z3

DESIGNED G.B.	APPROVAL DISCIPLINE ENGINEER
DRAWN F.R.	ENGINEERING MANAGER
CHECKED M.L.	PROJECT MANAGER
DATE 2011/03/24	CLIENT
SCALE AS SHOWN	

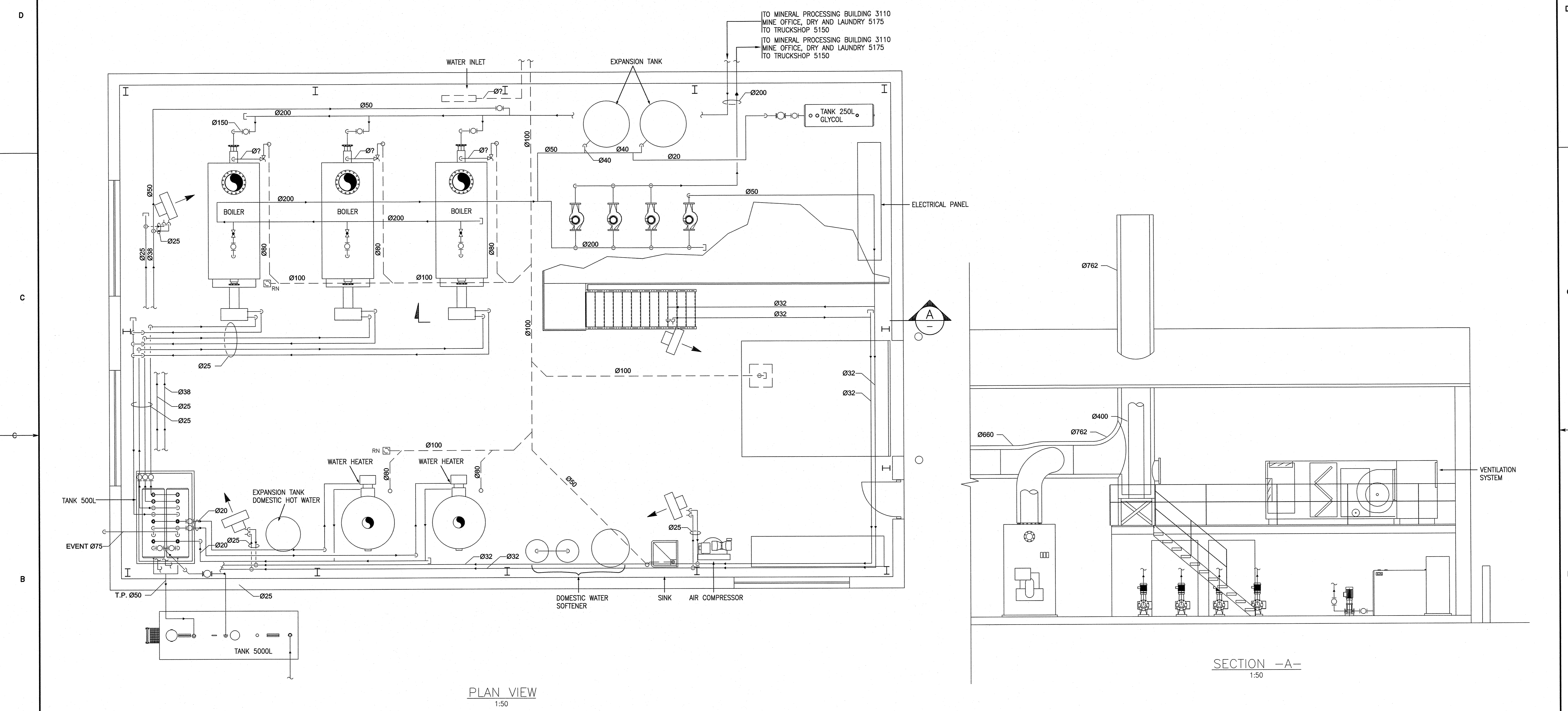
CLIENT

PROJECT  
**RENARD PROJECT**

TITLE/SITE UTILITIES AND INFRASTRUCTURES  
BOILER AREA  
PLAN VIEW, ELEVATIONS

PROJECT No	SUBDIVISION	SUBJECT	SERIAL	REV.
504421	5310	44, D1	0001	00

504421AHEN - FRAME A1 HORIZONTAL ENGLISH



PLAN VIEW  
1:50

SECTION -A-A-  
1:50

LAST SAVE: 2011/05/10 8:35:58am  
 PATH: R:\504421\Mechanical\504421-5310-4501-0001-00.dwg

ISSUE REGISTER				ISSUE REGISTER				REVISION REGISTER				REVISION REGISTER				REFERENCE DRAWINGS NUMBER	
ISSUE No	REV.	DATE (Y/M/D)	PURPOSE OF ISSUE	TRANSMISSION LETTER No	ISSUE No	REV.	DATE (Y/M/D)	PURPOSE OF ISSUE	TRANSMISSION LETTER No	REVISION DESCRIPTION	DATE (Y/M/D)	INITIALS: * DESIGNED ** APPROVED	REVISION DESCRIPTION	DATE (Y/M/D)	INITIALS: * DESIGNED ** APPROVED	No	
03	00	2011/05/18	FOR BID														
02	PB	2011/05/06	FOR CLIENT REVIEW														
01	PA	2011/04/27	FOR INTERNAL COORDINATION														

PROFESSIONAL SEAL

**SNC-LAVALIN**  
 SNC-LAVALIN  
 405, René-Lévesque Blvd. West  
 Montréal (Québec) Canada H2Z 1Z3

DESIGNED G. PICARD	APPROVAL A. GUAY
DRAWN S. BOURGEOIS	ENGINEERING MANAGER M. LACHANCE
CHECKED M. RHEAUME	PROJECT MANAGER P. GENDREAU
DATE 2011/04/27	CLIENT R. BEAULIEU

SCALE: 1:50  
 500 0 500 1500 2500mm

CLIENT

**stornoway**  
 les diamants  
 (Canada) inc.

PROJECT

**RENARD PROJECT**

TITLE: ONSITE UTILITIES & INFRASTRUCTURES  
 BOILER AREA  
 ARRANGEMENT  
 PLAN VIEW

PROJECT No	SUBDIVISION	SUBJECT	SERIAL	REV.
504421	5310	45   D1	0001	00

504421AHEN - FRAME AT HORIZONTAL ENGLISH



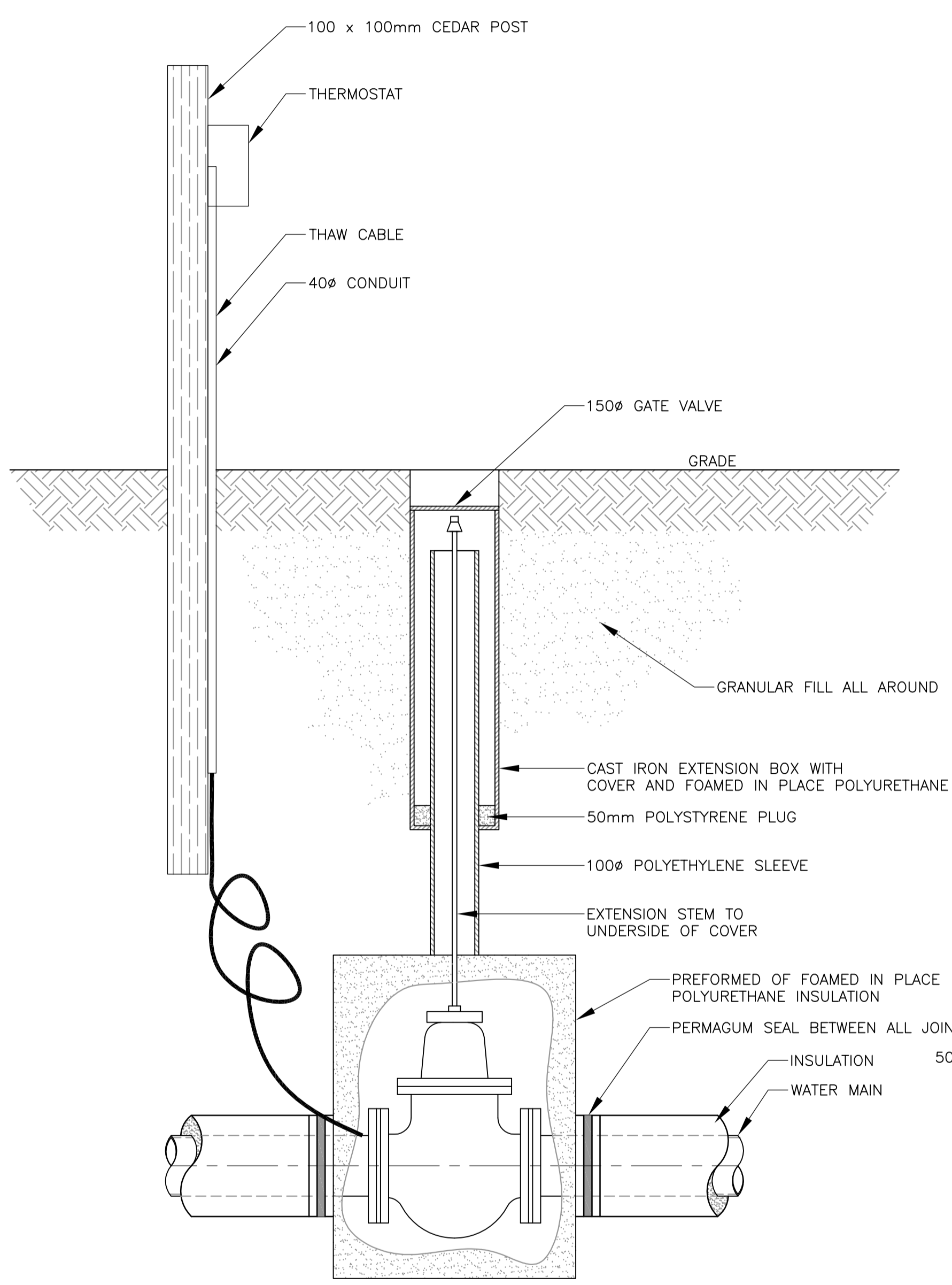
**RÉSEAU D'APPROVISIONNEMENT  
ET DE DISTRIBUTION DE L'EAU**

D

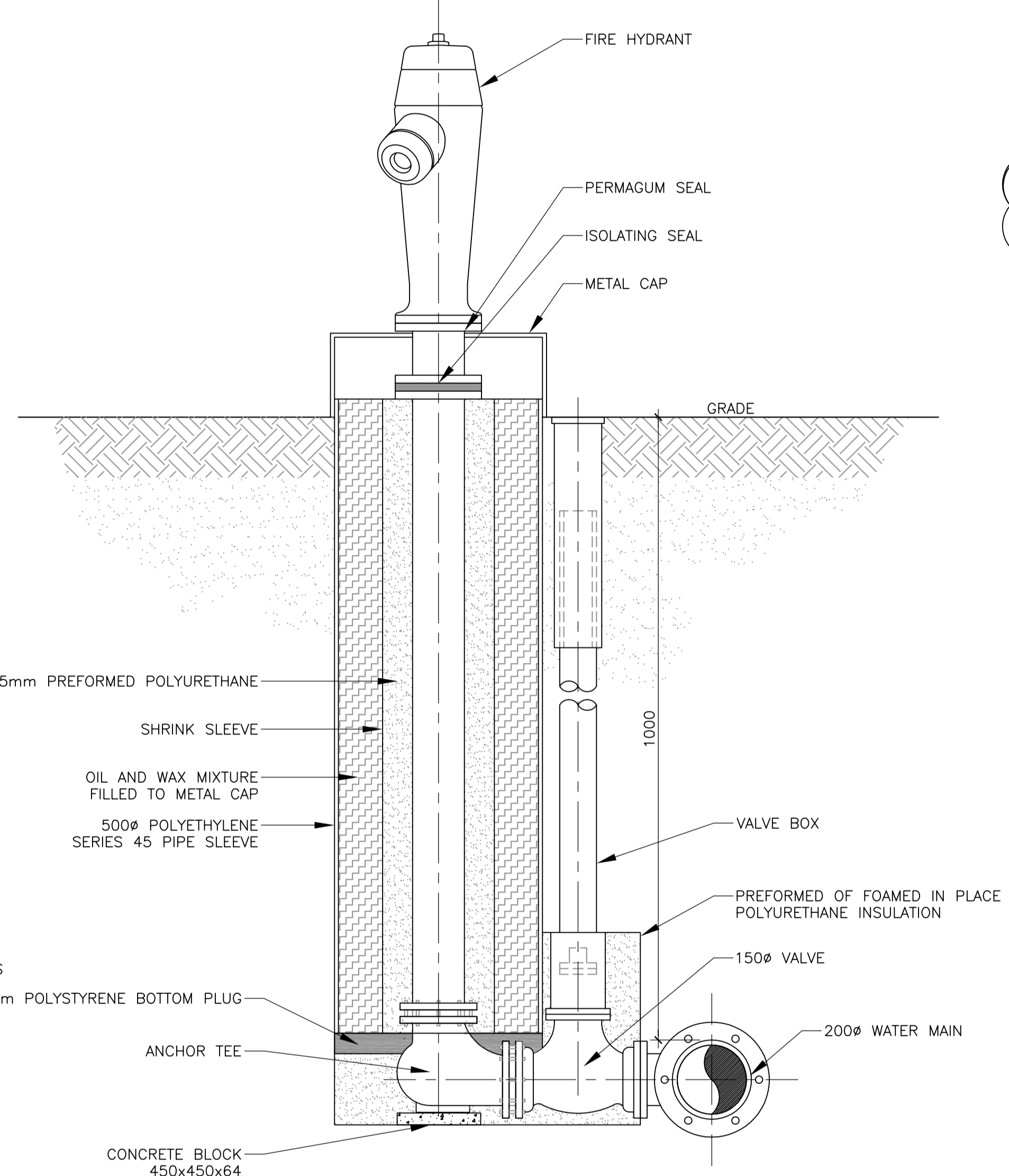
C

B

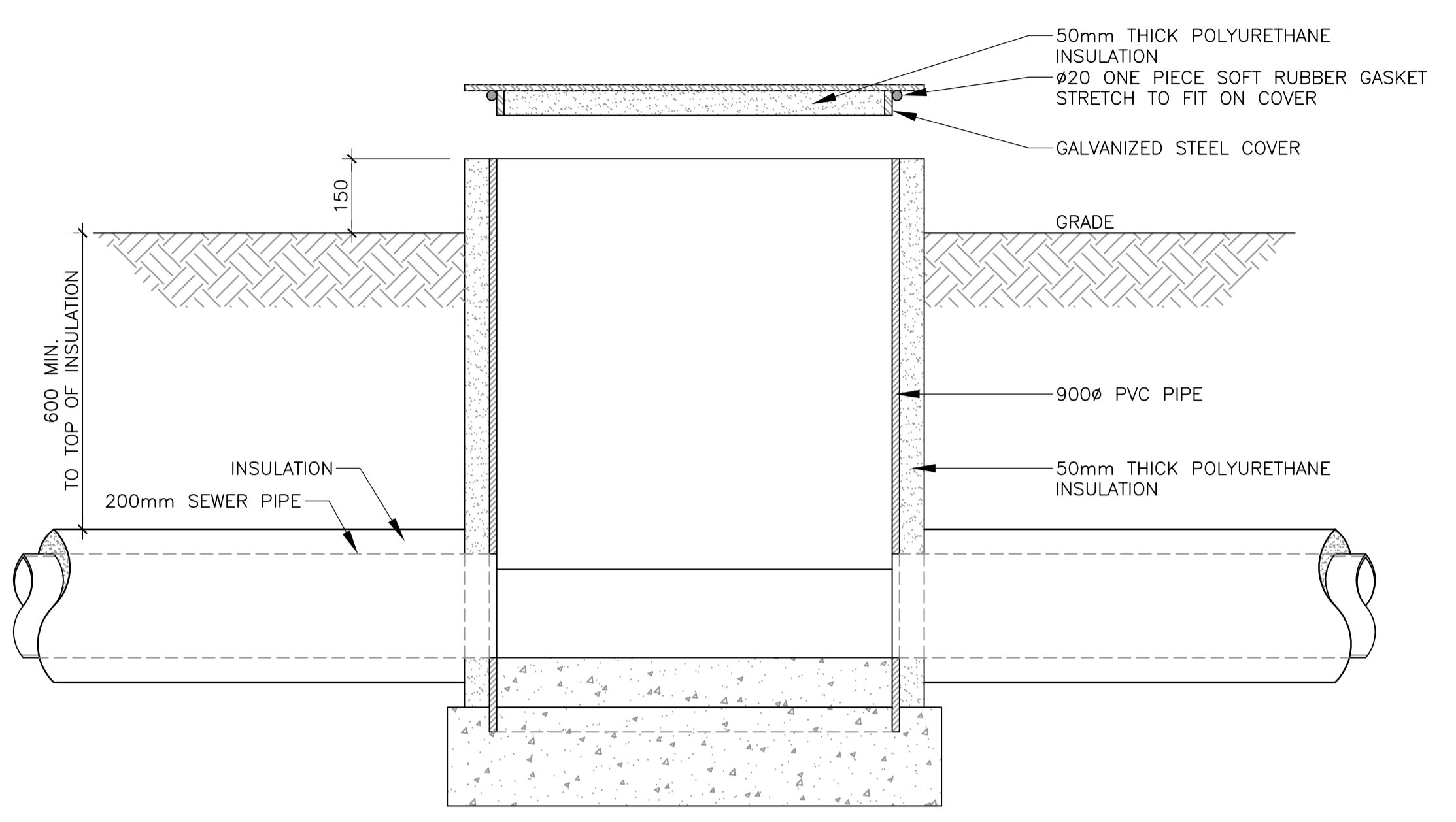
A



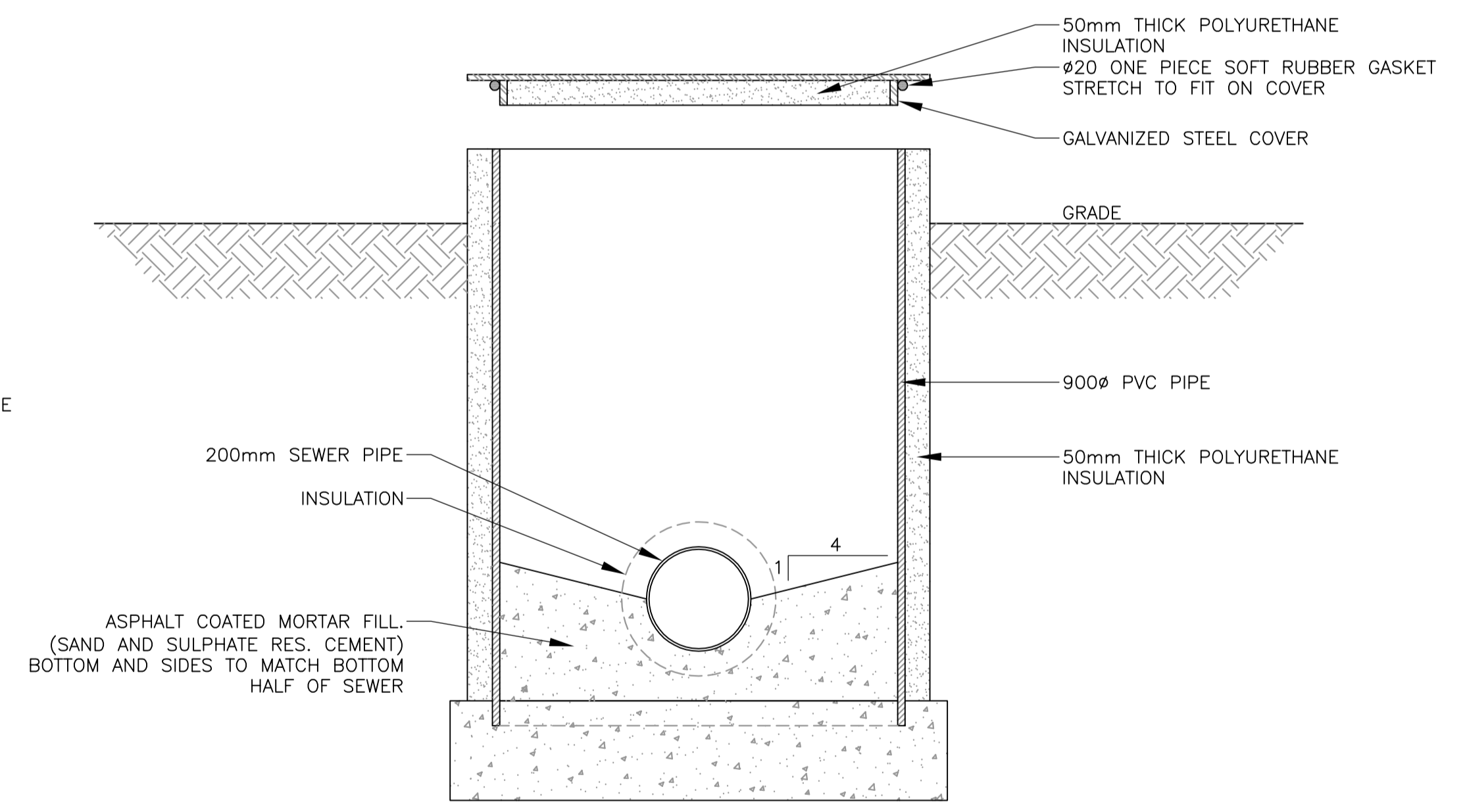
**MAIN CONNECTION**  
NTS



**BELOW GROUND HYDRANT**  
NTS



**MANHOLE**  
NTS

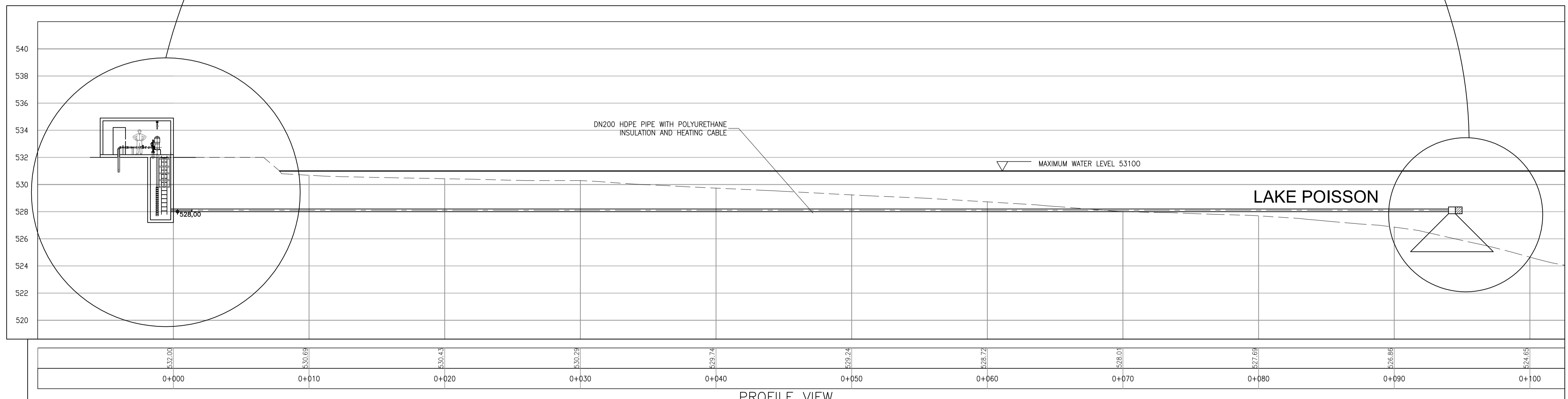
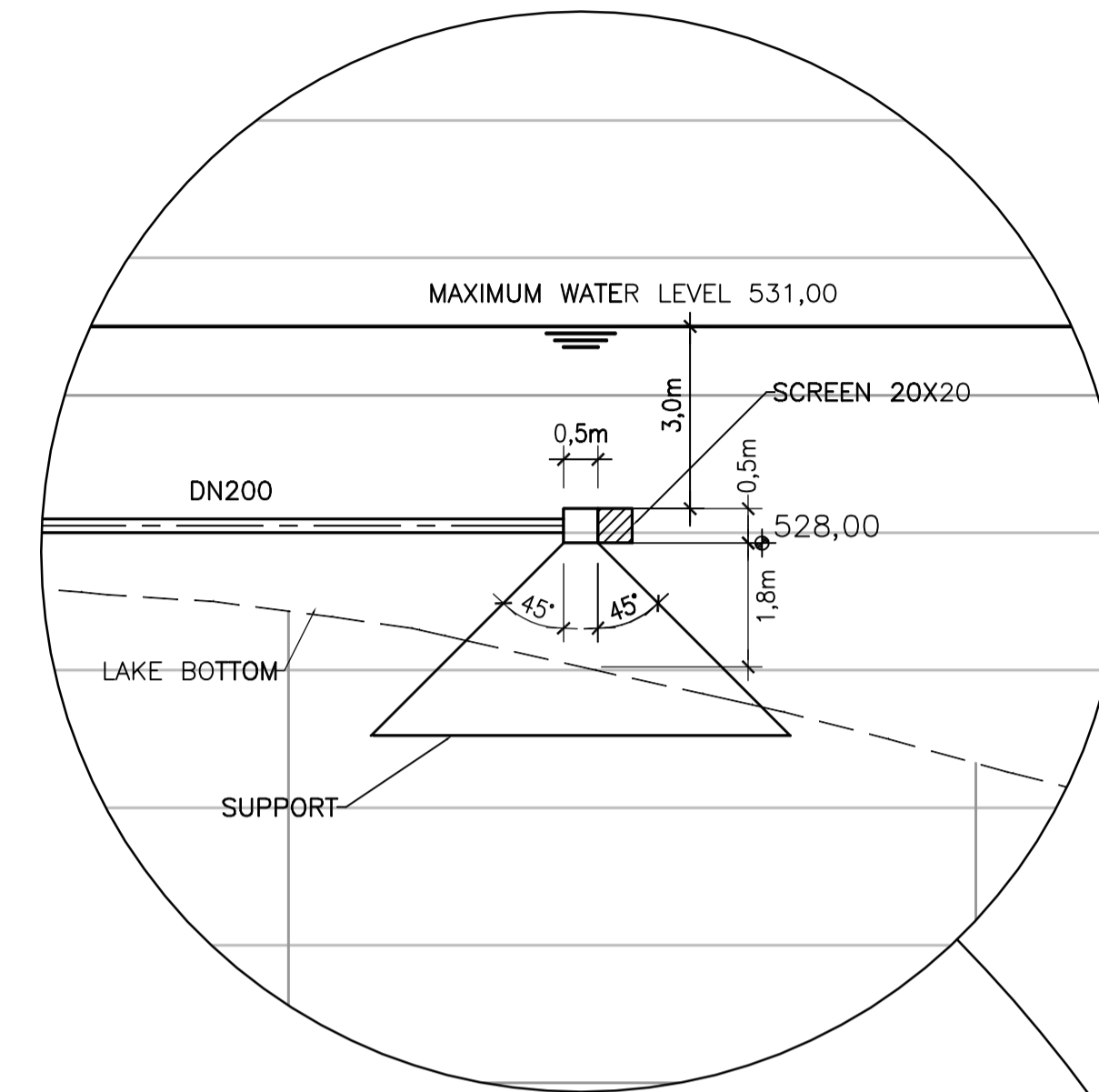
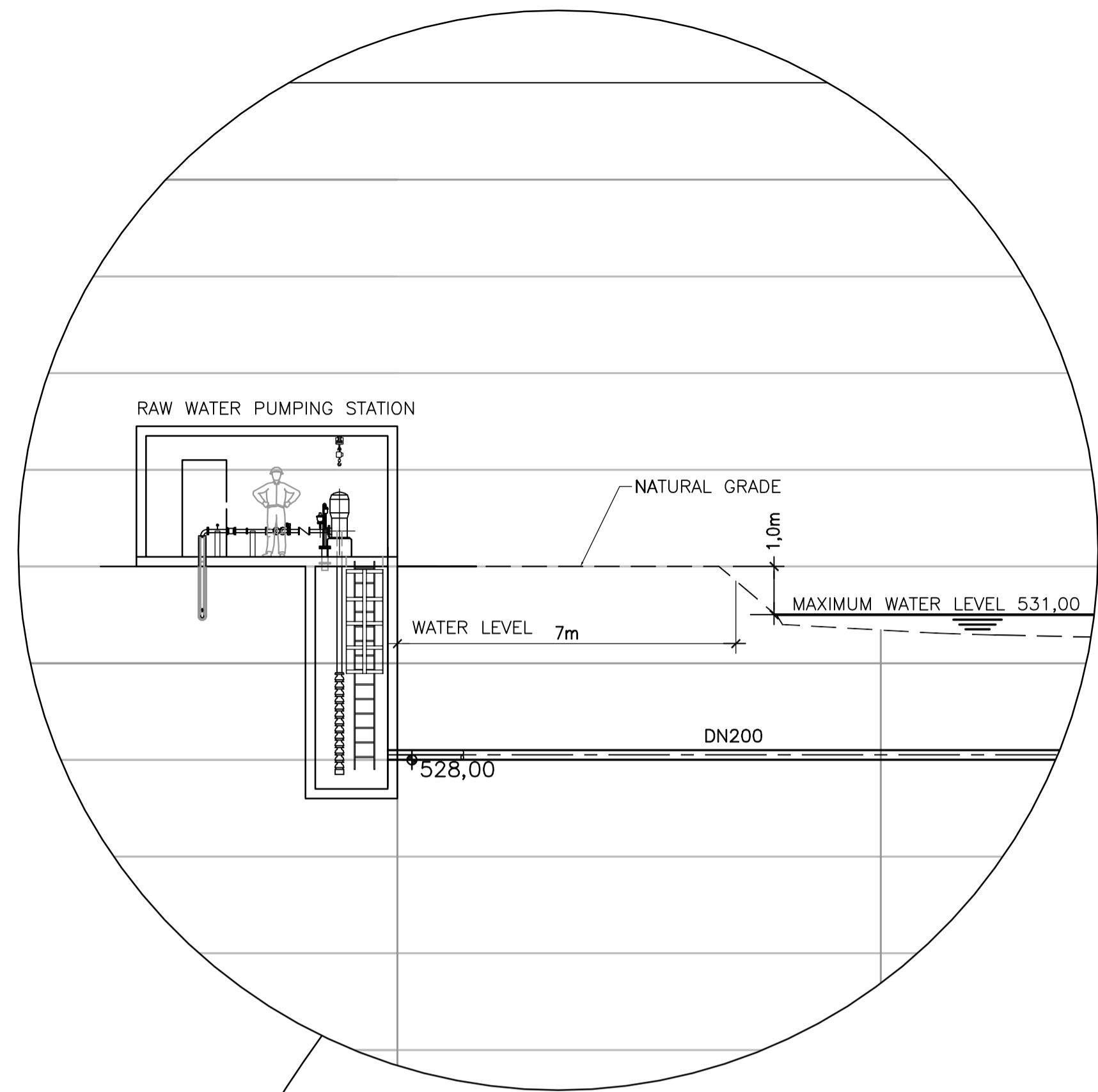


**MANHOLE**  
NTS

ISSUE REGISTER				ISSUE REGISTER				REVISION REGISTER				REVISION REGISTER				REFERENCE DRAWINGS NUMBER	
ISSUE No	REV.	DATE (Y/M/D)	PURPOSE OF ISSUE	TRANSMISSION LETTER No	ISSUE No	REV.	DATE (Y/M/D)	PURPOSE OF ISSUE	TRANSMISSION LETTER No	No	REVISION DESCRIPTION	DATE (Y/M/D)	**	No	REVISION DESCRIPTION	DATE (Y/M/D)	**
03	00	2011-04-13	ISSUED FOR STUDY														
02	PB	2011-03-17	FOR CLIENT REVIEW														
01	PA	2011-02-24	FOR INTERNAL REVIEW														
INITIALS: * DESIGNED ** APPROVED																	

PROFESSIONAL SEAL	 SNC-LAVALIN 465, René-Lévesque Blvd. West Montréal (Québec) Canada H2Z 1Z3		CLIENT	 stornoway (Canada) Inc.
DESIGNED	C. BOUDAA	APPROVAL	PROJECT	RENARD PROJECT
DRAWN	J. CHATEAUVERT	ENGINEERING MANAGER	TITLE	FIRE HYDRANT AND MANHOLE DETAILS
CHECKED	M. GRÉGOIRE	PROJECT MANAGER	PROJECT No	504421
DATE	2011-01-26	CLIENT	SUBDIVISION	5500
SCALE	NTS		SUBJECT	41, DO
			SERIAL	0002
			REV.	00

504421ATHEN - FRAME A1 HORIZONTAL ENGLISH



PROFILE VIEW  
1:150

ISSUE REGISTER		ISSUE REGISTER		REVISION REGISTER		REVISION REGISTER		REVISION REGISTER		REFERENCE DRAWINGS NUMBER	
ISSUE No	REV.	DATE (Y/M/D)	PURPOSE OF ISSUE	TRANSMISSION LETTER No	ISSUE No	REV.	DATE (Y/M/D)	PURPOSE OF ISSUE	TRANSMISSION LETTER No	INITIALS: * DESIGNED ** APPROVED	No
3	00	2011-04-13	ISSUED FOR STUDY								
2	PB	2011-03-17	FOR CLIENT REVIEW								504421-5510-41D6-0002
1	PA	2011/02/23	FOR INTERNAL REVIEW								504421-5510-45D2-0002
											504421-5510-45D2-0001

PROFESSIONAL SEAL

**SNC-LAVALIN**  
455, René-Lévesque Blvd. West  
Montréal (Québec) Canada H2Z 1Z3

PREPARATION  
DESIGNED: C. BOUDAA  
DRAWN: A. VIENNEAU  
CHECKED: M. GRÉGOIRE  
DATE: 2011-01-25  
SCALE:

**amec**

APPROVAL  
DISCIPLINE ENGINEER  
ENGINEERING MANAGER  
PROJECT MANAGER  
CLIENT

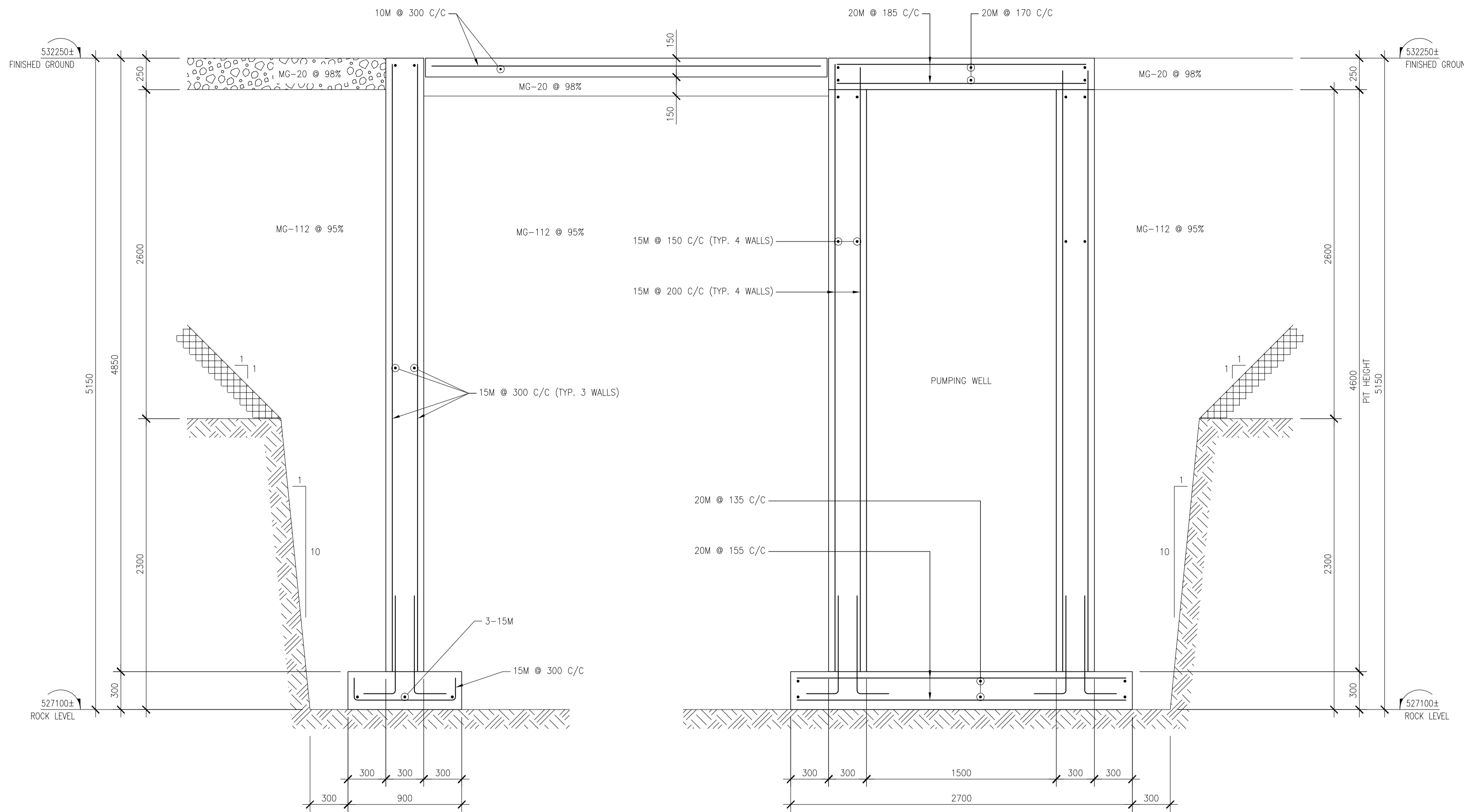
CLIENT: **stornoway** (canada) inc.

PROJECT: **RENARD PROJECT**

TITLE: **RAW WATER INTAKE**

PROJECT No	SUBDIVISION	SUBJECT	SERIAL	REV.
504421	5510	41_D6	0001	00

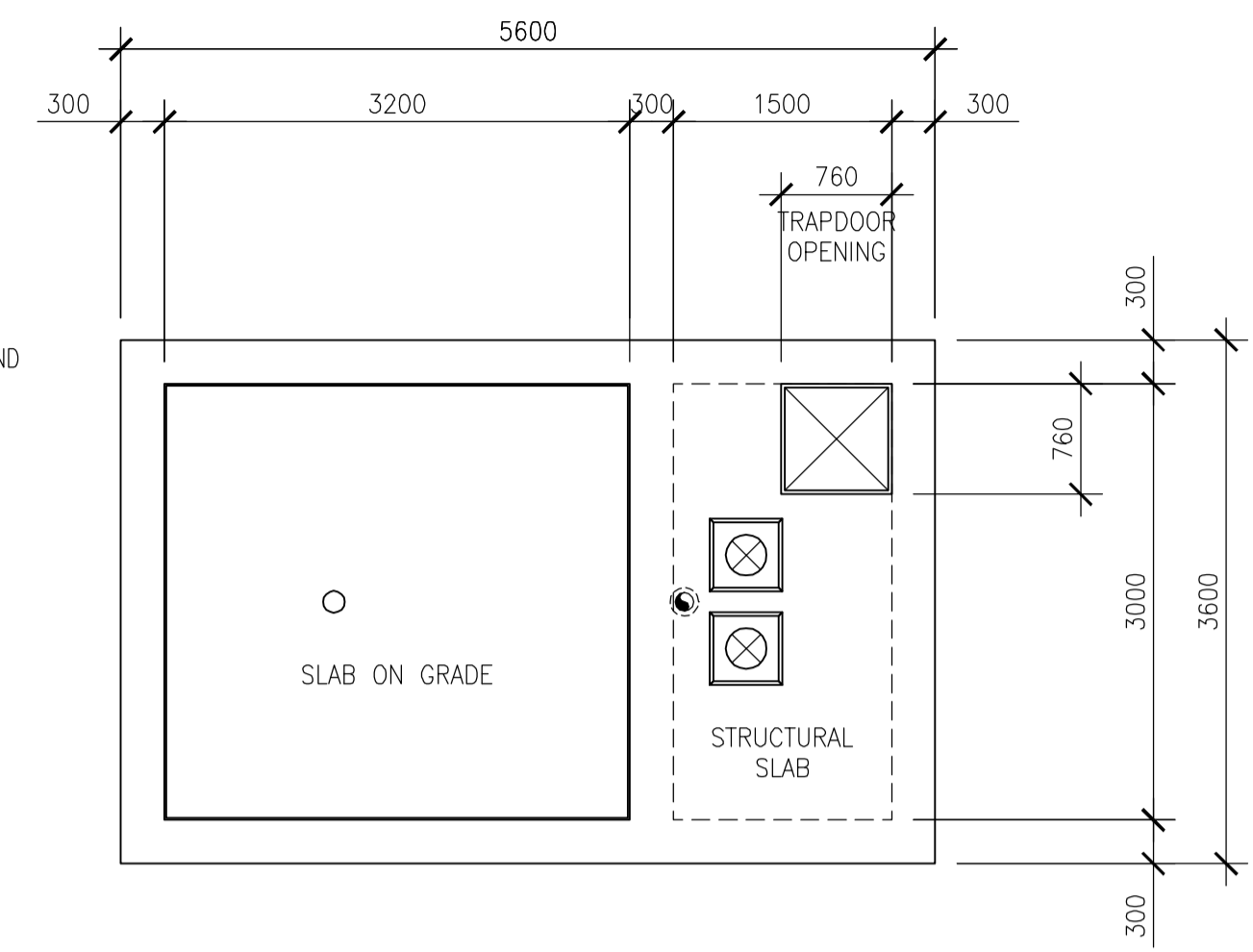
LAST SAVE: 2011/04/13 - 1:49pm  
PATH: R:\504421\41\_D6\504421-5510-41D6-0001-00.dwg



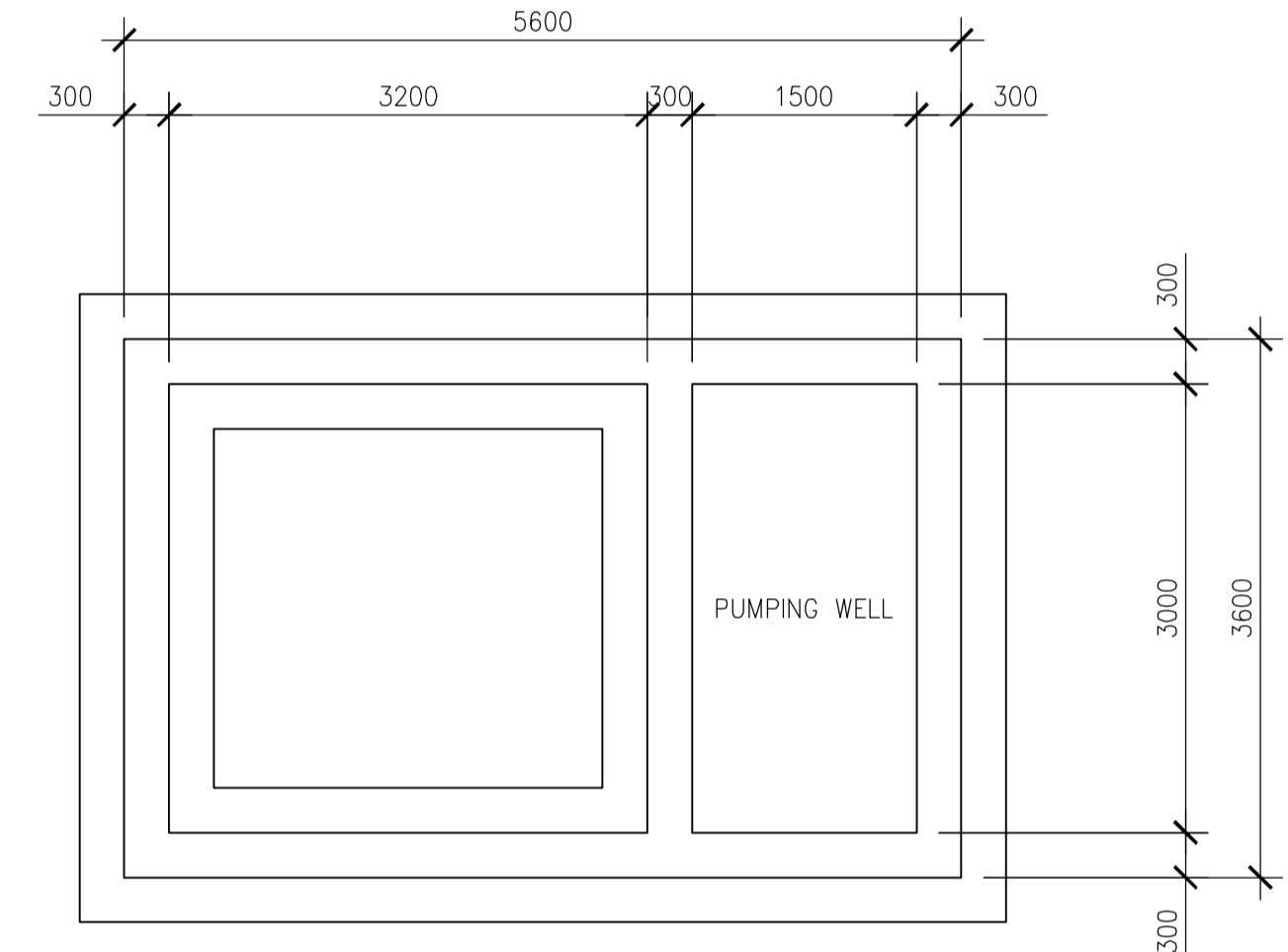
TYPICAL WALL SECTION  
1:20

LEGEND:

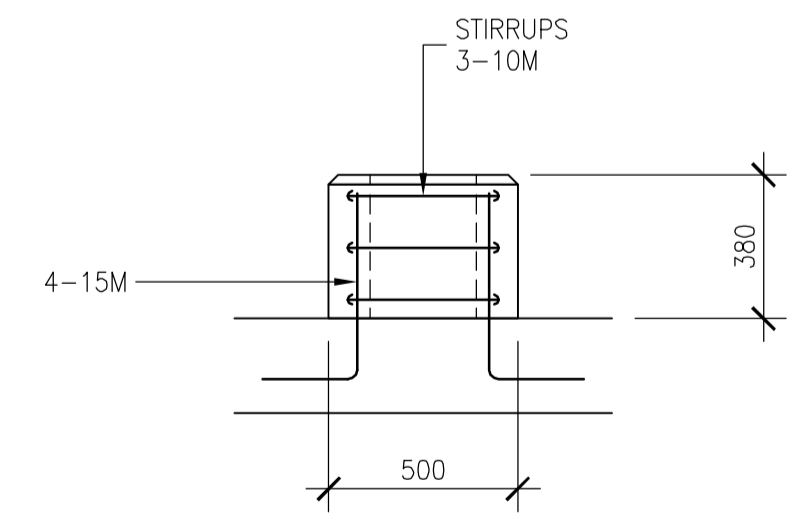
FINISHED GROUND	
ROCK LEVEL	
NATURAL GROUND	



FLOOR - PLAN VIEW  
1:50



BOTTOM PIT - PLAN VIEW  
1:50

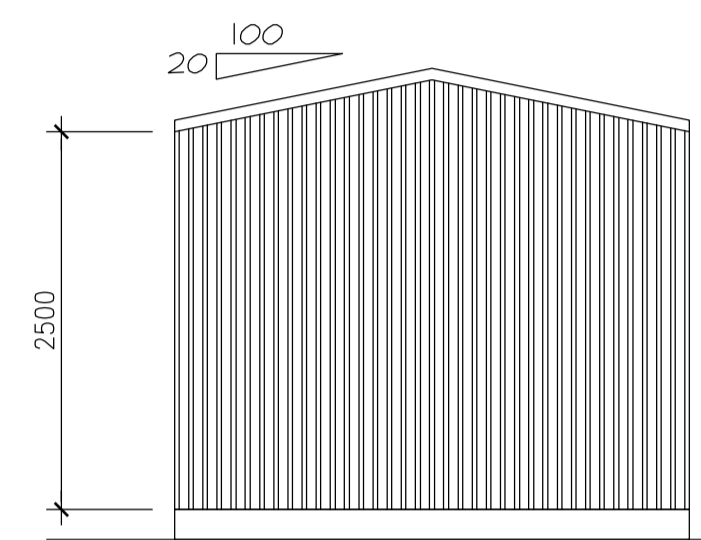
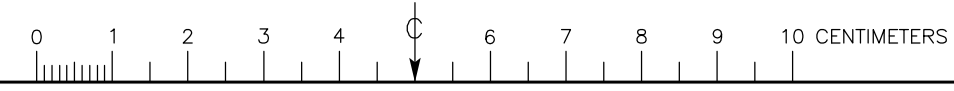


TYPICAL PUMP CONCRETE BASE  
1:20

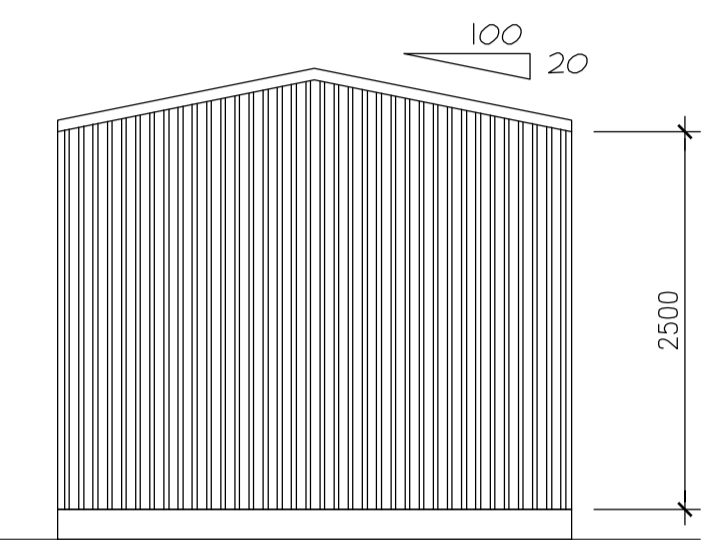
ISSUE REGISTER		ISSUE REGISTER		REVISION REGISTER		REVISION REGISTER		REFERENCE DRAWINGS NUMBER	
ISSUE No	REV.	DATE (Y/M/D)	PURPOSE OF ISSUE	TRANSMISSION LETTER No	ISSUE No	REV.	DATE (Y/M/D)	PURPOSE OF ISSUE	TRANSMISSION LETTER No
03	00	2011/07/06	FOR BID						
02	PB	2011/06/29	FOR CLIENT REVIEW & COMMENT		PB		2011/06/29	SECOND ISSUE	G.B. M.L.
01	PA	2011/05/27	FOR INTERNAL COORDINATION		PA		2011/05/27	FIRST ISSUE	G.B. M.L.

 455, René-Lévesque Blvd. West Montréal (Québec) Canada H2Z 1Z3		CLIENT  RENARD PROJECT				
PREPARATION DESIGNED G.B. DRAWN F.R. CHECKED M.L. DATE 2011/05/27 SCALE AS SHOWN	APPROVAL DISCIPLINE ENGINEER ENGINEERING MANAGER PROJECT MANAGER CLIENT	TITLE/SITE UTILITIES AND INFRASTRUCTURES RAW WATER PUMPING STATION FOUNDATIONS PLAN VIEW, TYPICAL WALL SECTION				
		PROJECT No	SUBDIVISION	SUBJECT	SERIAL	REV.
		504421	5510	42, D1	0001	00

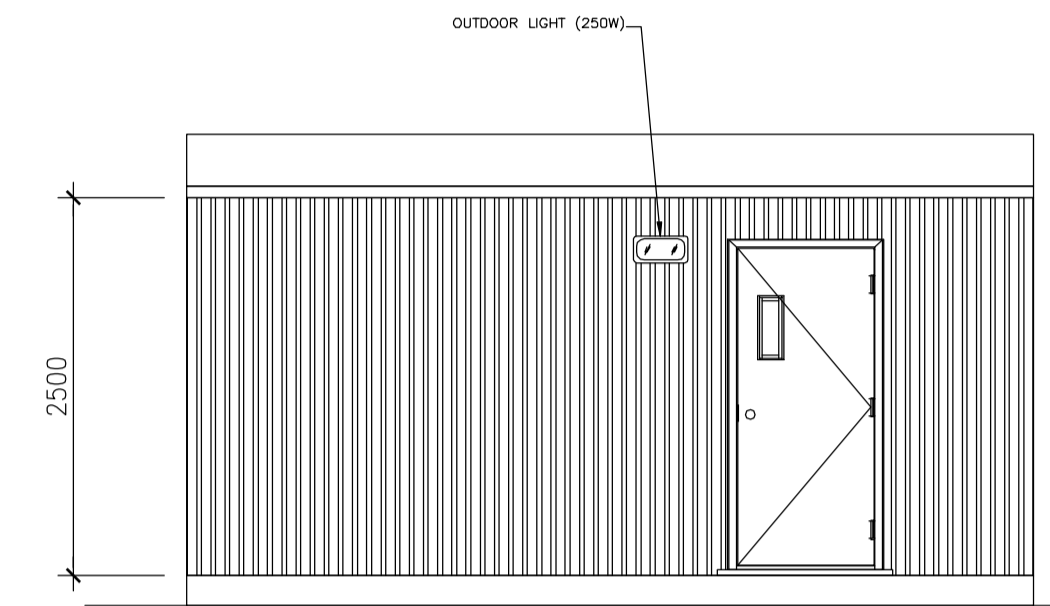
LAST SAVE: 2011/07/06 - 11:42am  
 PATH: R:\504421\F2\_Concrete\Emissions\2011-07-06 - Issued for BID\504421-5510-421-001-00.dwg




RIGHT ELEVATION  
1:50



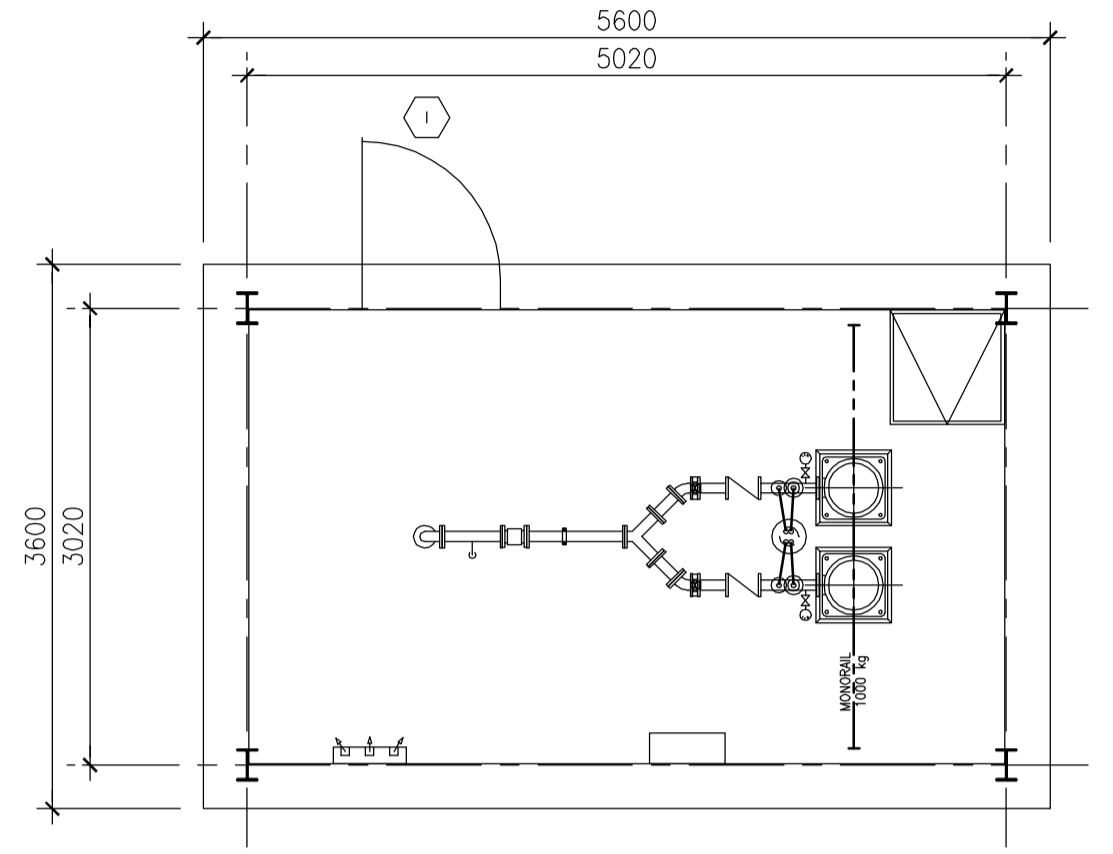
LEFT ELEVATION  
1:50



FRONT ELEVATION  
1:50



REAR ELEVATION  
1:50



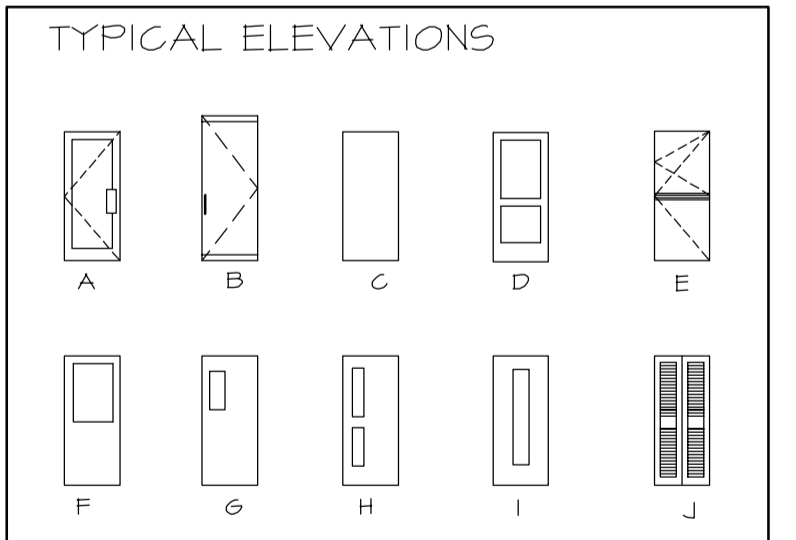
PLAN VIEW  
1:50

DOORS AND FRAMES REGISTER (1)		DOORS/WINDOWS				GLASS				FRAMES		HARDWARE										NOTE						
NO	DESTINATIONS	FIRE ULC	ELEVATION	TYPICAL FINISH	THICKNESS	WIDTH	HEIGHT	CONSTRUCTION	PLATE GLASS	INSULATING GLASS	TREMPERED	WIRED	LAMINATED	TEINTED	CONSTRUCTION	FINISH	ELEVATION	NO	HINGES	LOCK	PULL HANDLE		PUSH HANDLE	FOOT PLATE	CLOSER	SOUND PROOF STOPPER	THRESHOLD	WEATHERSTRIP
(1)	EXT. TO BOILER ROOM		6	P	45	414	2134	HM/IN	●						HM/IN	P		(1)	●	SI			●	●			AL	●

(1) DOORS AND FRAMES IN EXTERIOR WALL ONLY  
SI PANIC EXIT DEVICE WITH ENTRANCE FUNCTION

**KEY**

AL	ALUMINUM
HM	HOLLOW METAL
AN	ANODISED
W	WOOD
IN	INSULATED
P	PAINT



NOTE:  
J. MOTORIZED OVERHEAD DOOR

ISSUE No	REV.	DATE (Y/M/D)	PURPOSE OF ISSUE	TRANSMISSION LETTER No	ISSUE No	REV.	DATE (Y/M/D)	PURPOSE OF ISSUE	TRANSMISSION LETTER No	No	REVISION DESCRIPTION	DATE (Y/M/D)	INITIALS: * DESIGNED ** APPROVED	No	REVISION DESCRIPTION	DATE (Y/M/D)	INITIALS: * DESIGNED ** APPROVED	No	REFERENCE DRAWINGS NUMBER
03	00	2011/04/18	FOR BID																
02	PB	2011/03/25	FOR CLIENT REVIEW & COMMENT		PB		2011/03/25	G.B. M.L.											
01	PA	2011/03/24	FOR INTERNAL COORDINATION		PA		2011/03/24	G.B. M.L.											

PROFESSIONAL SEAL

SNC-LAVALIN  
455, René-Lévesque Blvd. West  
Montreal (Québec) Canada H2Z 1Z3

PREPARATION: G.B.  
APPROVAL: [Signature]  
DISCIPLINE ENGINEER

DRAWN: F.R.  
ENGINEERING MANAGER

CHECKED: M.L.  
PROJECT MANAGER

DATE: 2011/03/24  
CLIENT

SCALE: AS SHOWN

CLIENT:

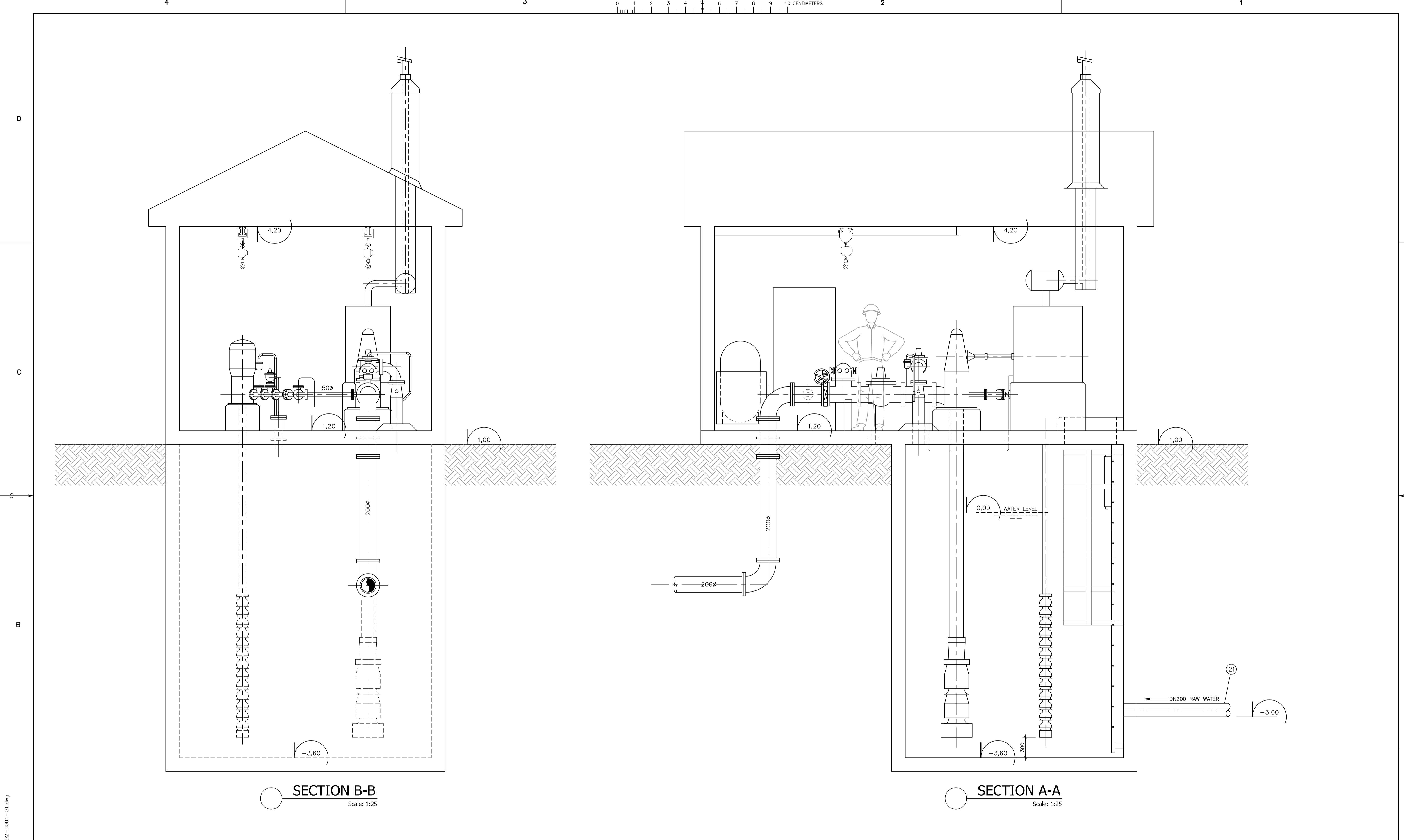
PROJECT: **RENARD PROJECT**

TITLE: **ON-SITE UTILITIES AND INFRASTRUCTURES  
RAW WATER PUMPING STATION  
PLAN VIEW, ELEVATIONS**

PROJECT No	SUBDIVISION	SUBJECT	SERIAL	REV.
504421	5510	44 D1	0001	00

504421A1HEN - FRAME A1 HORIZONTAL ENGLISH

LAST SAVE: 2011/04/18 - 13:06m  
PATH: R:\504421\44\_Architecture\Emissions\2011-04-18 - Issued for BID\504421-5510-44D1-0001-00.dwg



SECTION B-B  
Scale: 1:25

SECTION A-A  
Scale: 1:25

LAST SAVE: 2011/10/18 - 12:21pm  
PATH: R:\504421\_45\_Mechanical\504421-5510-4502-0001-01.dwg

ISSUE No	REV.	DATE (Y/M/D)	PURPOSE OF ISSUE	TRANSMISSION LETTER No	ISSUE No	REV.	DATE (Y/M/D)	PURPOSE OF ISSUE	TRANSMISSION LETTER No	No	REVISION DESCRIPTION	DATE (Y/M/D)	INITIALS: * DESIGNED ** APPROVED	No	REVISION DESCRIPTION	DATE (Y/M/D)	INITIALS: * DESIGNED ** APPROVED	No	REFERENCE DRAWINGS NUMBER
4	01	2011-10-18	ISSUED FOR STUDY																
3	00	2011-04-13	ISSUED FOR STUDY																
2	PB	2011-03-17	FOR CLIENT REVIEW																
1	PA	2011/02/23	FOR INTERNAL REVIEW																

PROFESSIONAL SEAL

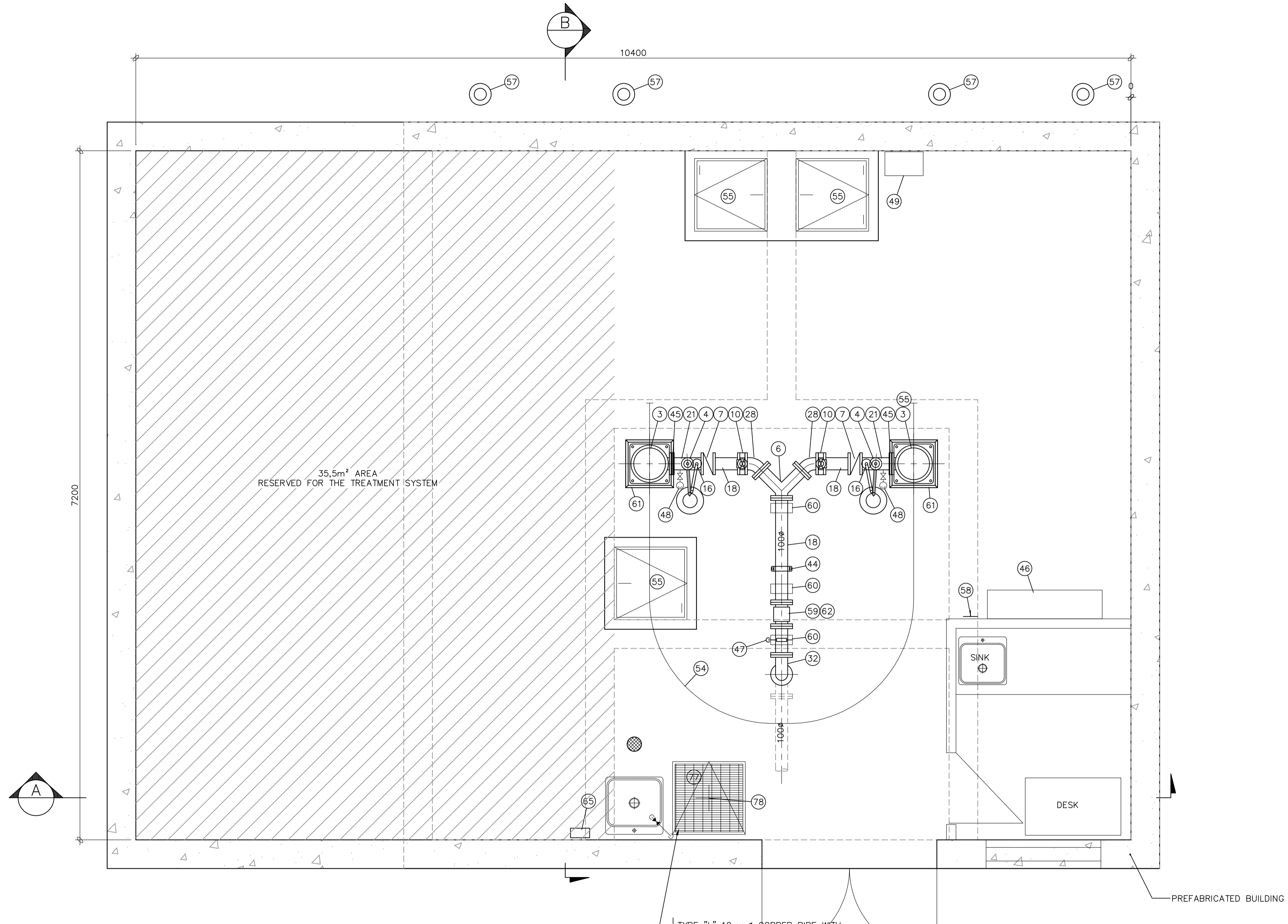
**SNC-LAVALIN**  
465, René-Lévesque Blvd. West  
Montréal (Québec) Canada H2Z 1Z3

**PREPARATION**  
DESIGNED: C. BOUDAA  
DRAWN: J. CHATEAUVERT/A. DORION  
CHECKED: M. GRÉGOIRE  
DATE: 2011-02-17  
SCALE: 1:25

**amec**

**APPROVAL**  
DISCIPLINE ENGINEER  
ENGINEERING MANAGER  
PROJECT MANAGER  
CLIENT

CLIENT				
PROJECT				
TITLE				
PROJECT No	SUBDIVISION	SUBJECT	SERIAL	REV.
504421	5510	45_D2	0001	01

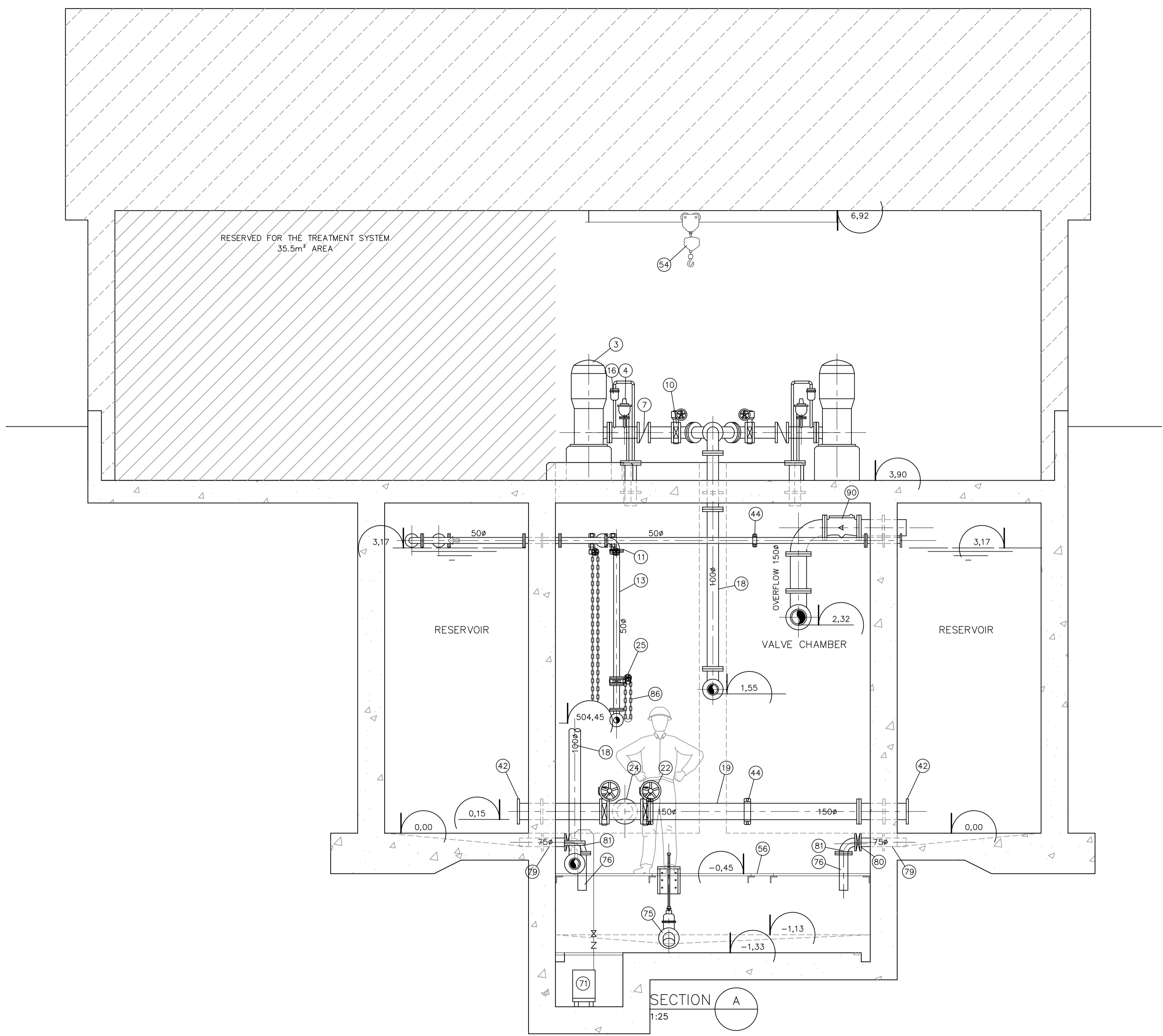


PLAN VIEW – GROUND FLOOR  
ECH. 1:25

LAST SAVE: 2011/10/18 - 12:24pm  
 PATH: R:\504421\_45\_Mechanical\504421-5560-4502-0002-01.dwg

ISSUE REGISTER			ISSUE REGISTER			REVISION REGISTER			REVISION REGISTER			REFERENCE DRAWINGS NUMBER					
ISSUE No	REV.	DATE (Y/M/D)	PURPOSE OF ISSUE	TRANSMISSION LETTER No	ISSUE No	REV.	DATE (Y/M/D)	PURPOSE OF ISSUE	TRANSMISSION LETTER No	No	REVISION DESCRIPTION	DATE (Y/M/D)	**	No	REVISION DESCRIPTION	DATE (Y/M/D)	**
4	01	2011-10-18	ISSUED FOR STUDY														
3	00	2011-04-13	ISSUED FOR STUDY														
2	PB	2011-03-17	FOR CLIENT REVIEW														
1	PA	2011-02-24	FOR INTERNAL REVIEW														

PROFESSIONAL SEAL  SNC-LAVALIN 455, René-Lévesque Blvd. West Montréal (Québec) Canada H2Z 1Z3	 PREPARATION DISCIPLINE ENGINEER APPROVAL ENGINEERING MANAGER PROJECT MANAGER CLIENT	CLIENT	 <b>stornoway</b> (Canada) Inc.			
		PROJECT		<b>RENARD PROJECT</b> - - <b>WATER TREATMENT SYSTEM AND WATER RESERVOIR</b> <b>GROUND FLOOR PLAN VIEW</b>		
DESIGNED C. BOUDAA DRAWN J. CHATEAUVERT/A. DORION CHECKED M. GREGOIRE DATE 2011-02-16 SCALE NTS	0 800mm 	PROJECT No 504421	SUBDIVISION 5560	SUBJECT 45 D2	SERIAL 0002	REV. 01



ISSUE REGISTER			ISSUE REGISTER			REVISION REGISTER			REVISION REGISTER			REFERENCE DRAWINGS NUMBER			
ISSUE No	REV.	DATE (Y/M/D)	PURPOSE OF ISSUE	TRANSMISSION LETTER No	ISSUE No	REV.	DATE (Y/M/D)	PURPOSE OF ISSUE	TRANSMISSION LETTER No	No	REVISION DESCRIPTION	DATE (Y/M/D)	No	REVISION DESCRIPTION	DATE (Y/M/D)
4	01	2011-10-18	ISSUED FOR STUDY												
3	00	2011-04-13	ISSUED FOR STUDY												
2	PB	2011-03-17	FOR CLIENT REVIEW												
1	PA	2011-02-24	FOR INTERNAL REVIEW												
ISSUE REGISTER			ISSUE REGISTER			REVISION REGISTER			REVISION REGISTER			No REFERENCE DRAWINGS NUMBER			

PROFESSIONAL SEAL

**SNC-LAVALIN**  
 455, René-Lévesque Blvd. West  
 Montréal (Québec) Canada H2Z 1Z3

**amec**

DESIGNED C. BOUDAA	DISCIPLINE ENGINEER
DRAWN J. CHATEAUVERT/A. DORION	ENGINEERING MANAGER
CHECKED M. GREGOIRE	PROJECT MANAGER
DATE 2011-02-16	CLIENT

SCALE: NTS

PREPARATION	APPROVAL
DISCIPLINE ENGINEER	
ENGINEERING MANAGER	
PROJECT MANAGER	
CLIENT	

CLIENT				
PROJECT				
TITLE				
PROJECT No	SUBDIVISION	SUBJECT	SERIAL	REV.
504421	5560	45_D2	0003	01

LAST SAVE: 2011/10/18 - 12:24pm  
PATH: R:\504421\_45\_Mechanical\504421-5560-4502-0003-01.dwg

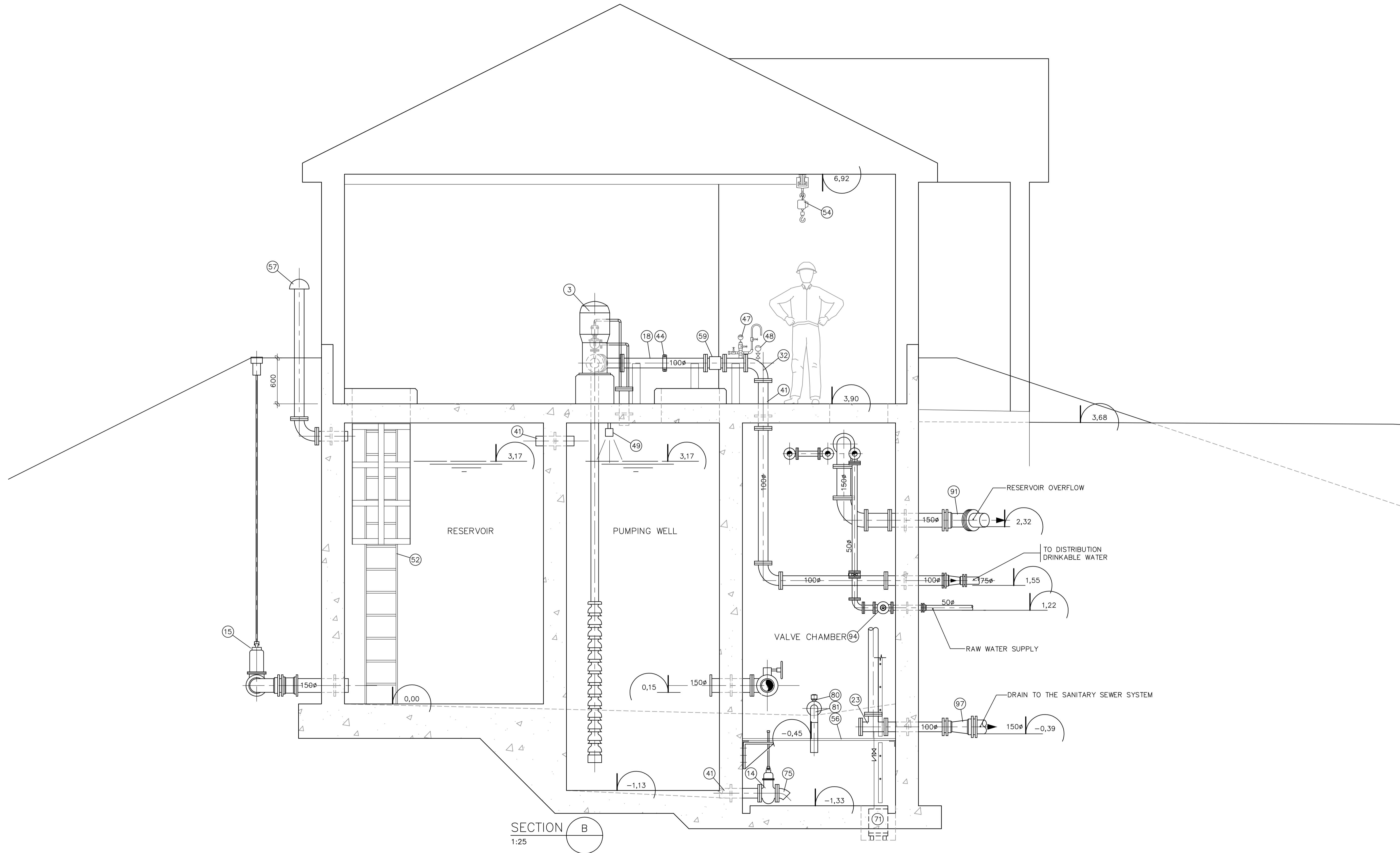


D

C

B

A



ISSUE No	REV.	DATE (Y/M/D)	PURPOSE OF ISSUE	TRANSMISSION LETTER No	ISSUE No	REV.	DATE (Y/M/D)	PURPOSE OF ISSUE	TRANSMISSION LETTER No	No	REVISION DESCRIPTION	DATE (Y/M/D)	**	No	REVISION DESCRIPTION	DATE (Y/M/D)	**	No	REFERENCE DRAWINGS NUMBER	
4	01	2011-10-18	ISSUED FOR STUDY																	
3	00	2011-04-13	ISSUED FOR STUDY																	
2	PB	2011-03-17	FOR CLIENT REVIEW																	
1	PA	2011-02-24	FOR INTERNAL REVIEW																	

PROFESSIONAL SEAL

**SNC-LAVALIN**  
465, René-Lévesque Blvd. West  
Montréal (Québec) Canada H2Z 1Z3

PREPARATION  
DESIGNED C. BOUDAA  
DRAWN J. CHATEAUVERT/A. DORION  
CHECKED M. GREGOIRE  
DATE 2011-02-16

APPROVAL  
DISCIPLINE ENGINEER  
ENGINEERING MANAGER  
PROJECT MANAGER  
CLIENT

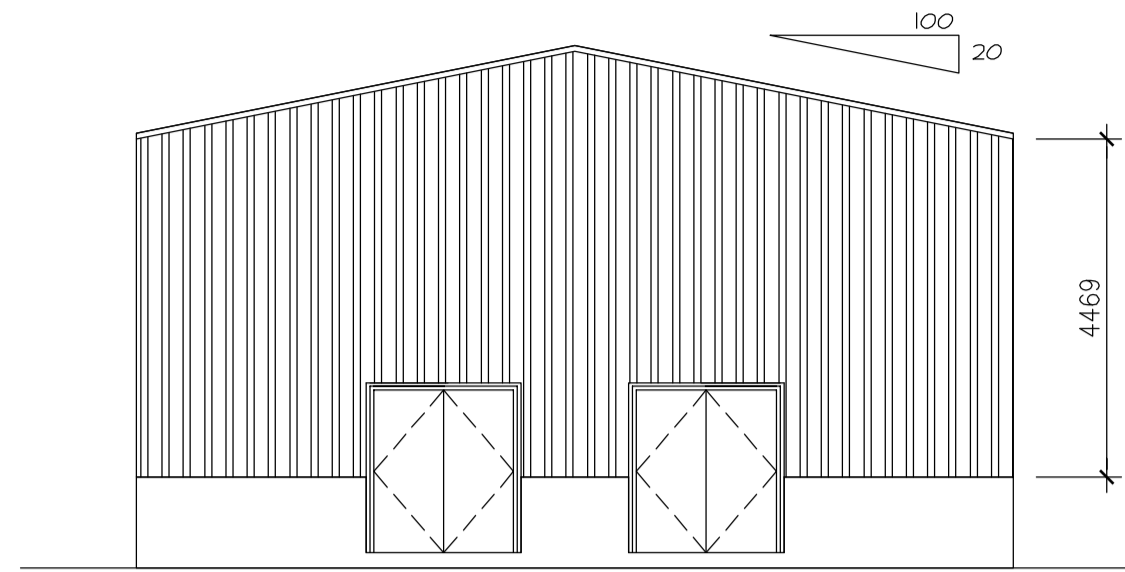
SCALE  
NTS

**amec**

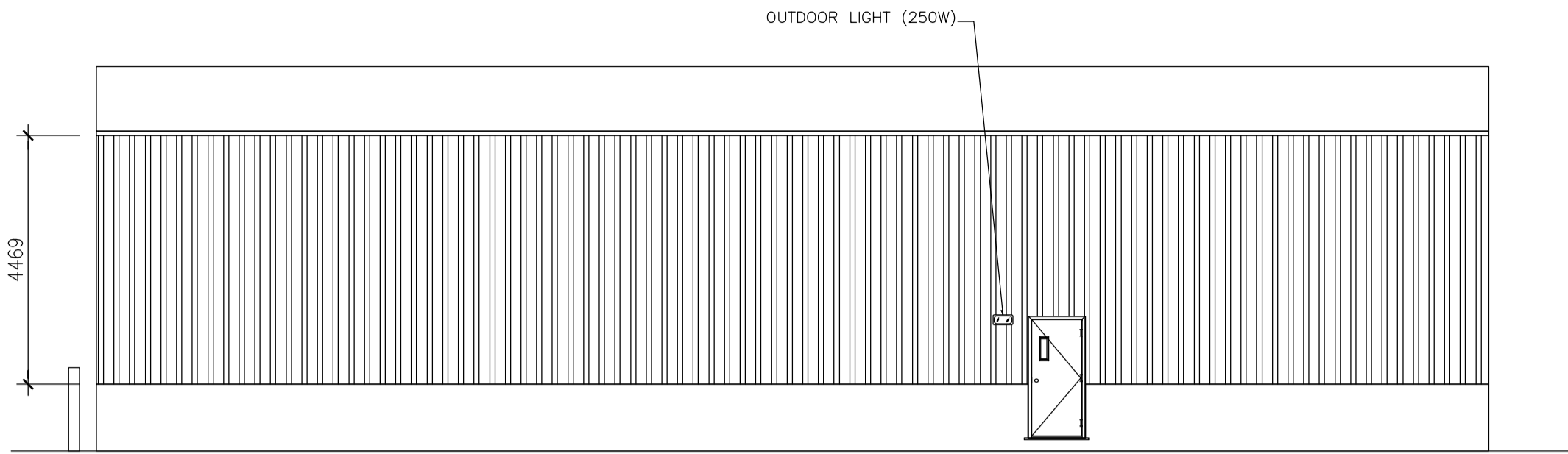
CLIENT	<b>stornoway</b> Inc. d'investissement (Canada) Inc.				
PROJECT	RENARD PROJECT				
TITLE	WATER TREATMENT SYSTEM AND WATER RESERVOIR B SECTION				
PROJECT No	SUBDIVISION	SUBJECT	SERIAL	REV.	
504421	5560	45 D2	0004	01	

LAST SAVE: 2011/10/18 - 12:25pm  
PATH: R:\504421\45\_Mechanical\504421-5560-4502-0004-01.dwg

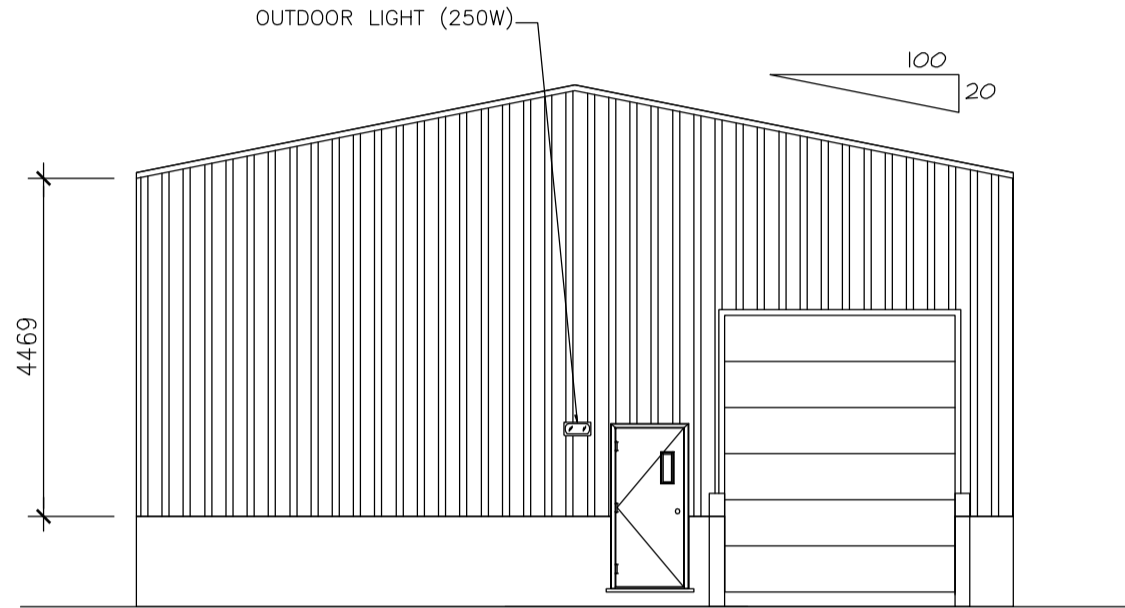
**COMPRESSEURS ET PARC  
À CARBURANT**




RIGHT ELEVATION  
1:100



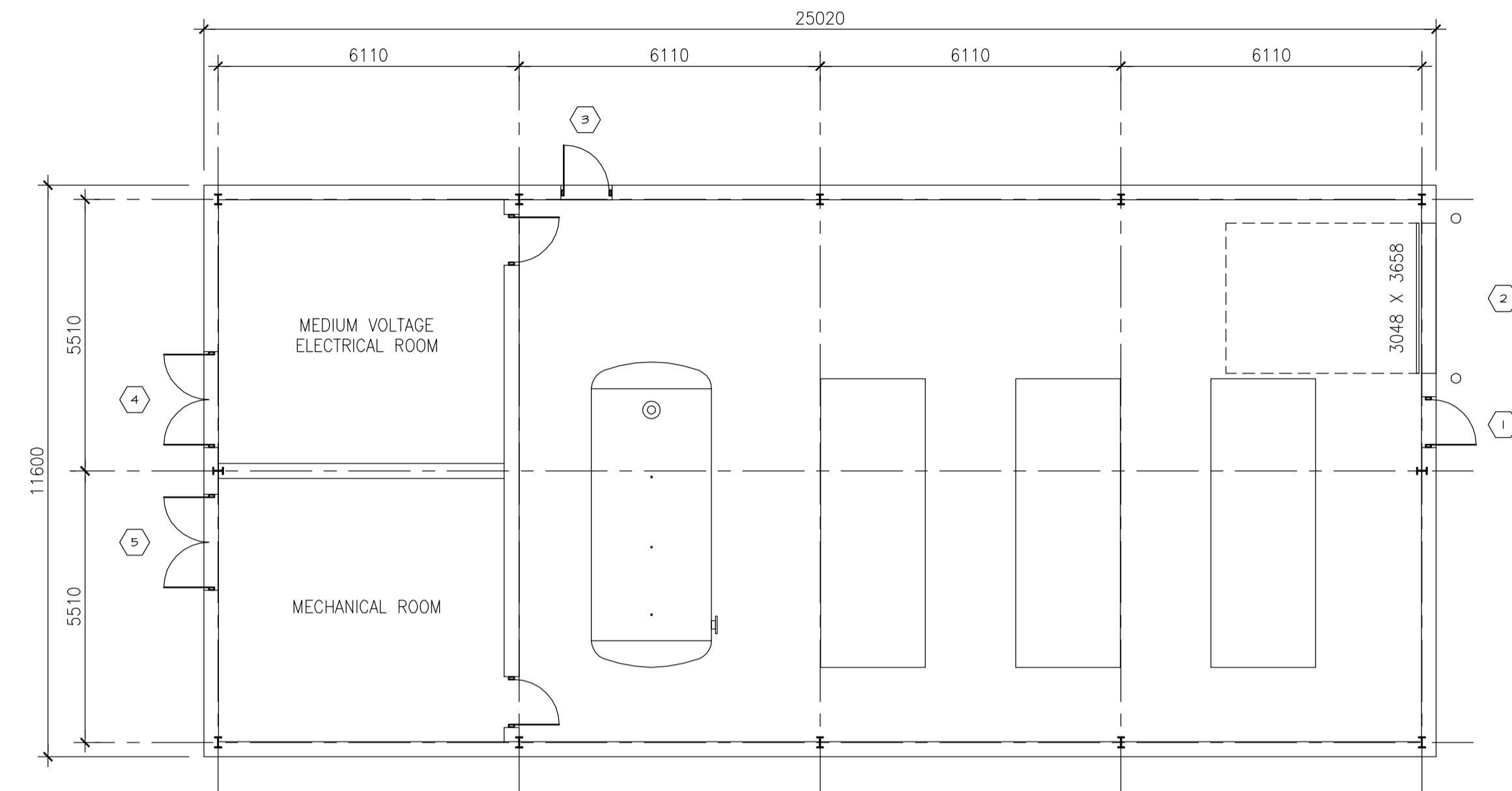
FRONT ELEVATION  
1:100



LEFT ELEVATION  
1:100



REAR ELEVATION  
1:100

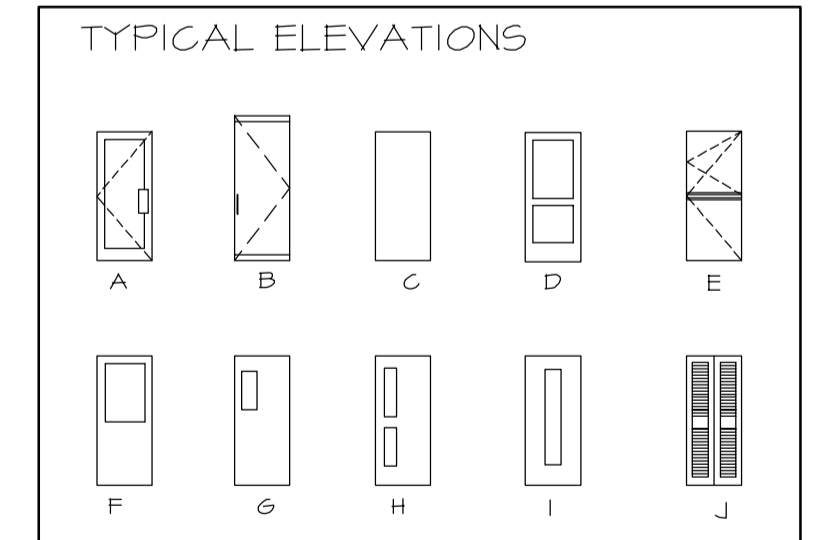


PLAN VIEW  
1:100

DOORS AND FRAMES REGISTER (1)		DOORS/WINDOWS				GLASS				FRAMES		HARDWARE								NOTE							
NO	DESTINATIONS	FIRE ULC	ELEVATION	TYPICAL FINISH	THICKNESS	WIDTH	HEIGHT	CONSTRUCTION	PLATE GLASS	INSULATING GLASS	WIRE	LAMINATED	TINTED	CONSTRUCTION	FINISH	ELEVATION	NO	HINGES	LOCK		PULL HANDLE	PUSH HANDLE	FOOT PLATE	CLOSER	SOUND PROOF STOPPER	THRESHOLD	WEATHERSTRIP
																				1							
2	EXT. TO COMPRESSOR ROOM					3048	3658							HM/IN	P		2										J
3	EXT. TO COMPRESSOR ROOM	G	P	45	914	2134	HM/IN		●					HM/IN	P		3	●	SI			●	●		AL	●	
4	EXT. TO ELECTRICAL ROOM	C	P	45	2X914	2134	HM/IN		●					HM/IN	P		4	●	SI			●	●		AL	●	
5	EXT. TO MECHANICAL ROOM	C	P	45	2X914	2134	HM/IN		●					HM/IN	P		5	●	SI			●	●		AL	●	

(1) DOORS AND FRAMES IN EXTERIOR WALL ONLY  
SI PANIC EXIT DEVICE WITH ENTRANCE FUNCTION

KEY	
AL	ALUMINUM
HM	HOLLOW METAL
AN	ANODISED
IN	INSULATED
P	PAINT



NOTE:  
J. MOTORIZED OVERHEAD DOOR

ISSUE REGISTER		ISSUE REGISTER		REVISION REGISTER		REVISION REGISTER		REFERENCE DRAWINGS NUMBER	
ISSUE No	REV.	DATE (Y/M/D)	PURPOSE OF ISSUE	TRANSMISSION LETTER No	ISSUE No	REV.	DATE (Y/M/D)	PURPOSE OF ISSUE	TRANSMISSION LETTER No
03	00	2011/04/18	FOR BID						
02	PB	2011/03/28	FOR CLIENT REVIEW & COMMENT		PB		2011/03/28	G.B. M.L.	
01	PA	2011/03/25	FOR INTERNAL COORDINATION		PA		2011/03/25	G.B. M.L.	

PROFESSIONAL SEAL

**SNC-LAVALIN**  
465, René-Lévesque Blvd. West  
Montreal (Québec) Canada H2Z 1Z3

DESIGNED G.B. *G.B.*  
DRAWN F.R.  
CHECKED M.L. *M.L.*  
DATE 2011/03/25  
SCALE AS SHOWN

PREPARATION APPROVAL  
DISCIPLINE ENGINEER  
ENGINEERING MANAGER  
PROJECT MANAGER  
CLIENT

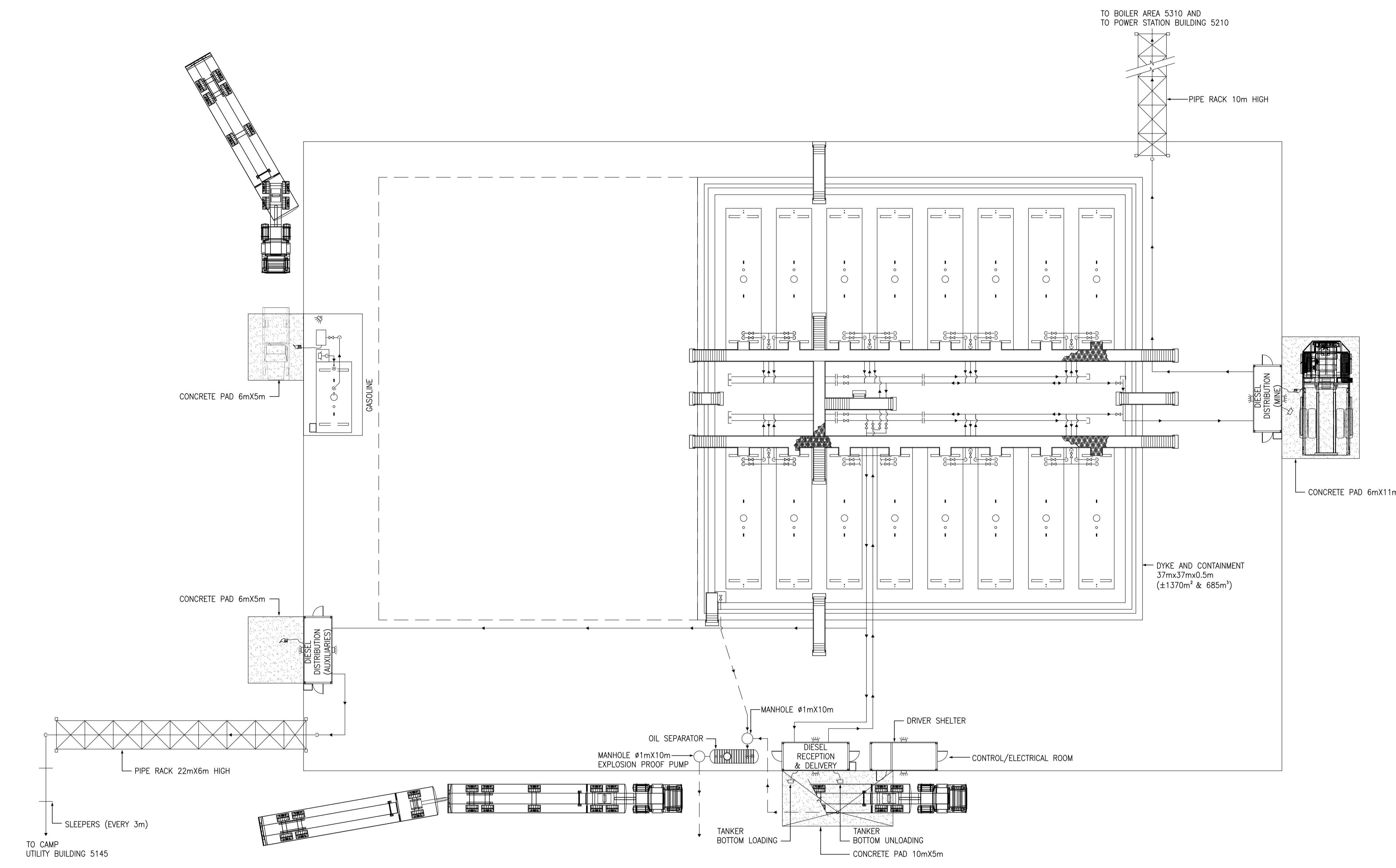
CLIENT **stornoway** (Canada) Inc.

PROJECT **RENARD PROJECT**

TITLE SITE UTILITIES AND INFRASTRUCTURES  
COMPRESSOR BUILDING  
PLAN VIEW, ELEVATIONS

PROJECT No	SUBDIVISION	SUBJECT	SERIAL	REV.
504421	5610	44 D1	0001	00

504421AHEN - FRAME A1 HORIZONTAL ENGLISH



PLAN VIEW  
1:200

LAST SAVE: 2011/05/05 - 12:08PM  
PATH: R:\504421\45\_Mechanical\504421-5700-4501-0001-00.dwg

ISSUE REGISTER		ISSUE REGISTER		REVISION REGISTER		REVISION REGISTER		REVISION REGISTER		REFERENCE DRAWINGS NUMBER	
ISSUE No	REV.	DATE (Y/M/D)	PURPOSE OF ISSUE	TRANSMISSION LETTER No	ISSUE No	REV.	DATE (Y/M/D)	PURPOSE OF ISSUE	TRANSMISSION LETTER No	No	DESCRIPTION
03	00	2011/05/04	FOR BID								
02	PB	2011/04/13	FOR CLIENT REVIEW								
01	PA	2011/04/12	FOR INTERNAL REVIEW								

PROFESSIONAL SEAL

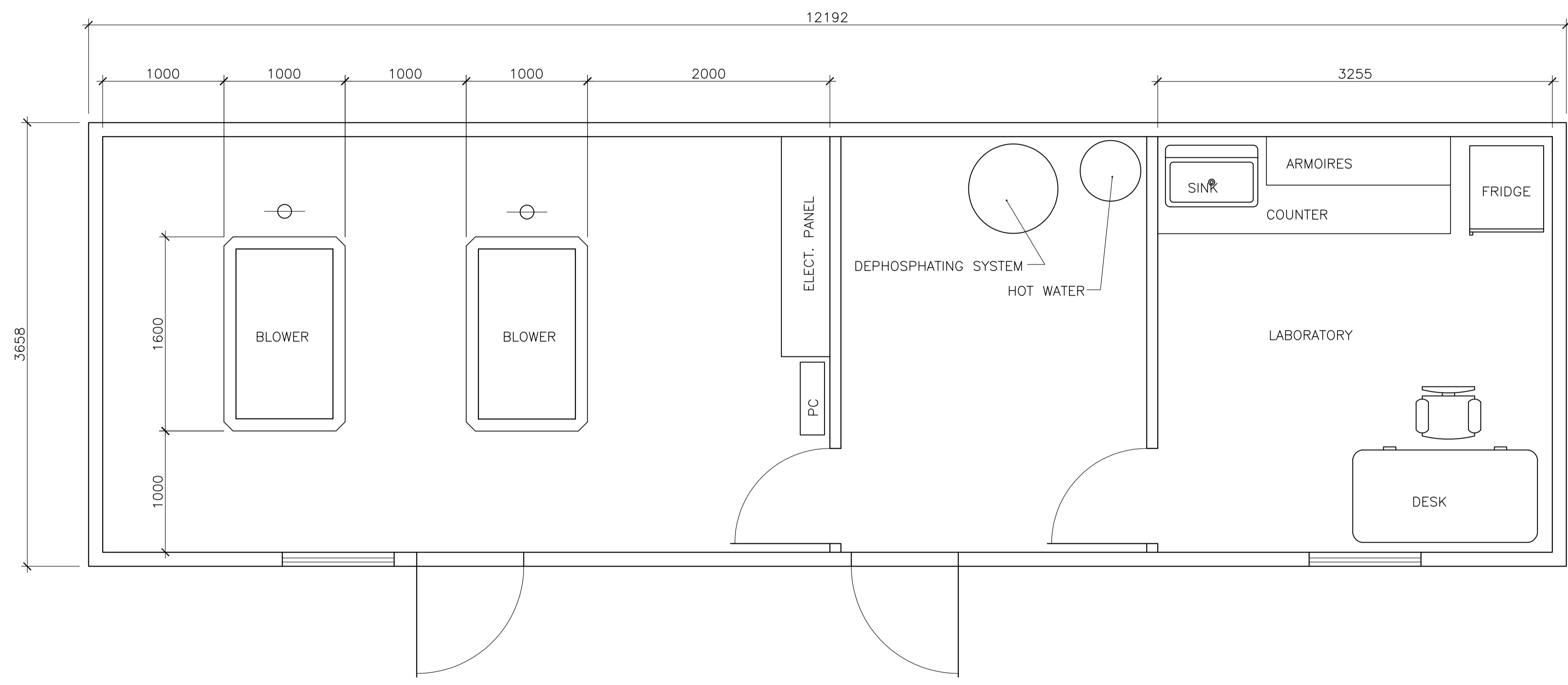
**SNC-LAVALIN**  
465, René-Lévesque Blvd. West  
Montréal (Québec) Canada H2Z 1Z3

DESIGNED P. GRENIER	APPROVAL A. GUAY
DRAWN S. BOURGEOIS	ENGINEERING MANAGER M. LACHANCE
CHECKED M. RHEAUME	PROJECT MANAGER P. GENDREAU
DATE 2011/04/12	CLIENT R. BEAULIEU

SCALE: 1:200

CLIENT <b>stornoway</b> <small>(Canada) Inc.</small>				
PROJECT <b>RENARD PROJECT</b>				
TITLE <b>ONSITE UTILITIES &amp; INFRASTRUCTURES DIESEL AND GASOLINE STORAGE &amp; DISTRIBUTION PLAN VIEW</b>				
PROJECT No	SUBDIVISION	SUBJECT	SERIAL	REV.
504421	5700	45   D1	0001	00

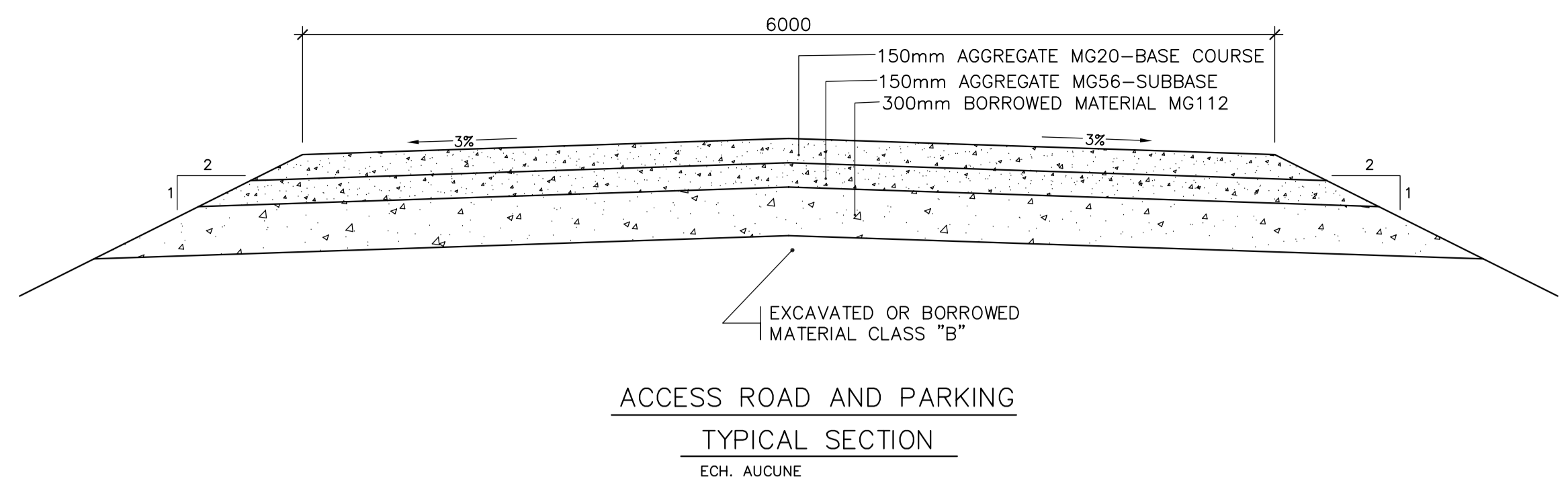
**STATION DE TRAITEMENT DES EAUX  
USÉES DOMESTIQUES**



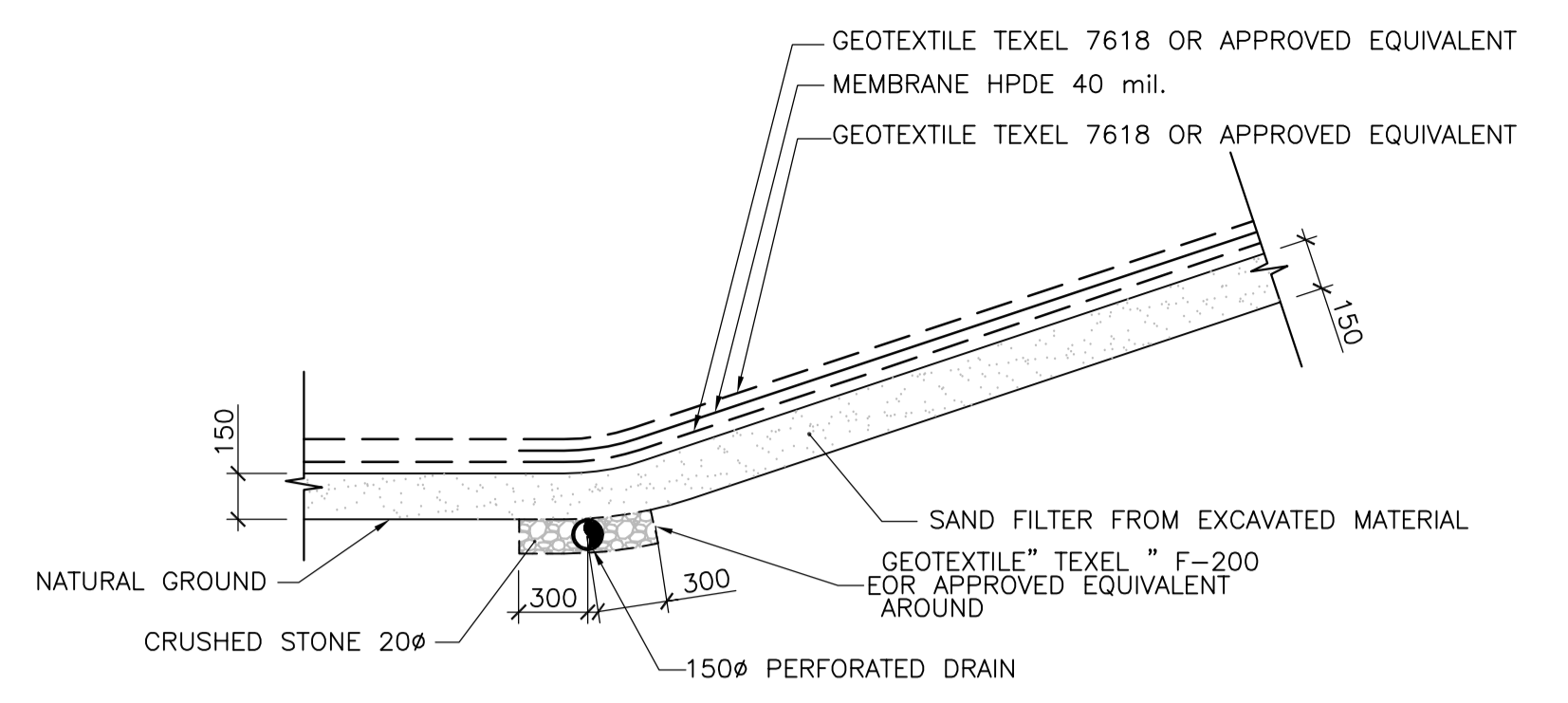
ISSUE No	REV.	DATE (Y/M/D)	PURPOSE OF ISSUE	TRANSMISSION LETTER No	ISSUE No	REV.	DATE (Y/M/D)	PURPOSE OF ISSUE	TRANSMISSION LETTER No	No	REVISION DESCRIPTION	DATE (Y/M/D)	*	**	No	REVISION DESCRIPTION	DATE (Y/M/D)	*	**	No	REFERENCE DRAWINGS NUMBER
01	PA	2011-03-17	ISSUED FOR INTERNAL COORDINATION																		504421-5830-41D1-0001
ISSUE REGISTER										REVISION REGISTER										No	

PROFESSIONAL SEAL	 SNC-LAVALIN 455, René-Lévesque Blvd. West Montréal (Québec) Canada H2Z 1Z3		CLIENT	 stornoway (canada) inc.
DESIGNED	A. DORION	DISCIPLINE ENGINEER	PROJECT	RENARD PROJECT
DRAWN	A. DORION	ENGINEERING MANAGER	TITLE	WASTEWATER TREATMENT PREFABRICATED SERVICE BUILDING
CHECKED	M. GREGOIRE	PROJECT MANAGER		
DATE	2011-03-17	CLIENT		
SCALE	-		PROJECT No	504421
			SUBDIVISION	5830
			SUBJECT	41 DO
			SERIAL	0002
			REV.	PA

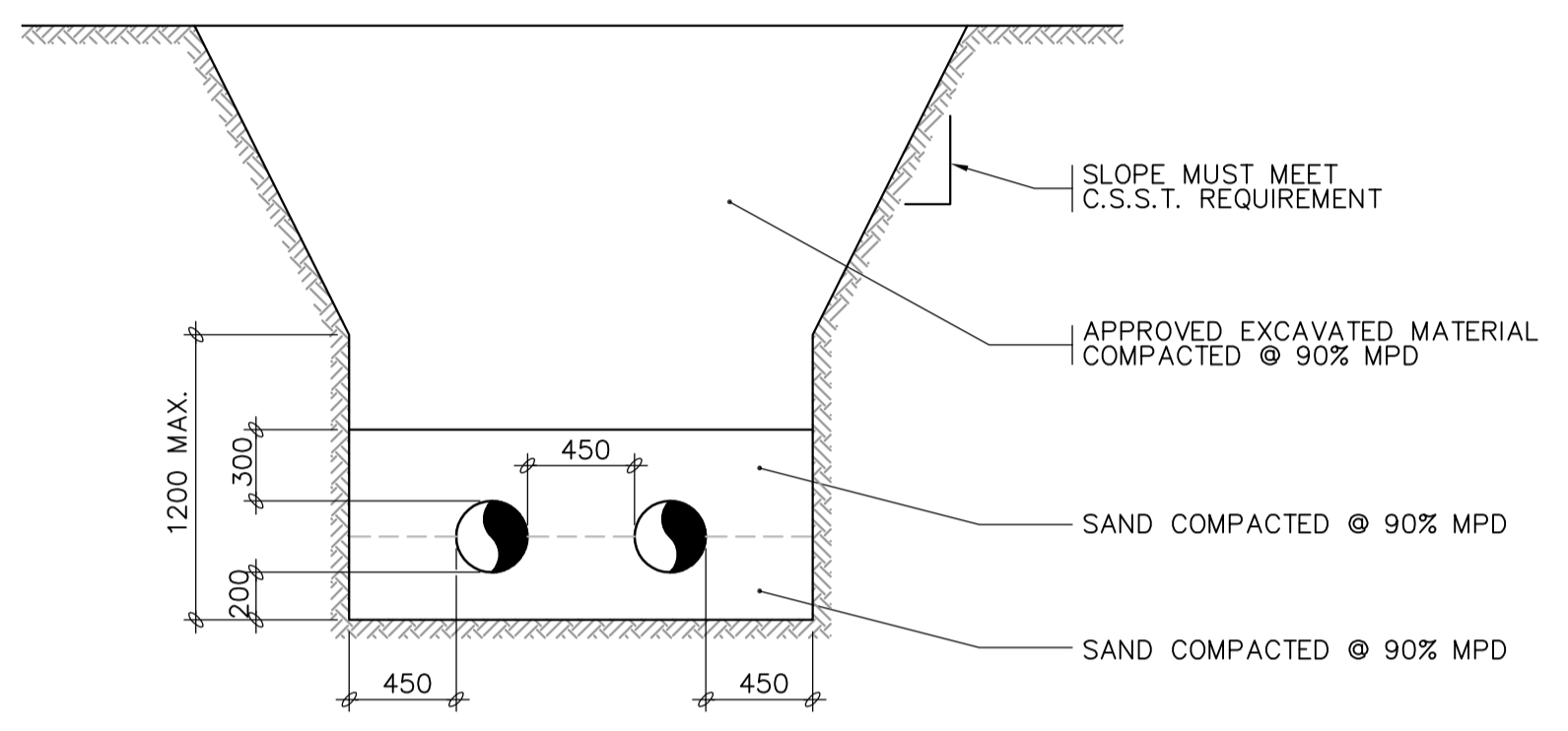
LAST SAVE: 2011/03/18 - 9:36am  
 PATH: \\cscque1\lproj\design\504421\41\_Civil\504421-5830-41D0-0002-PA.dwg



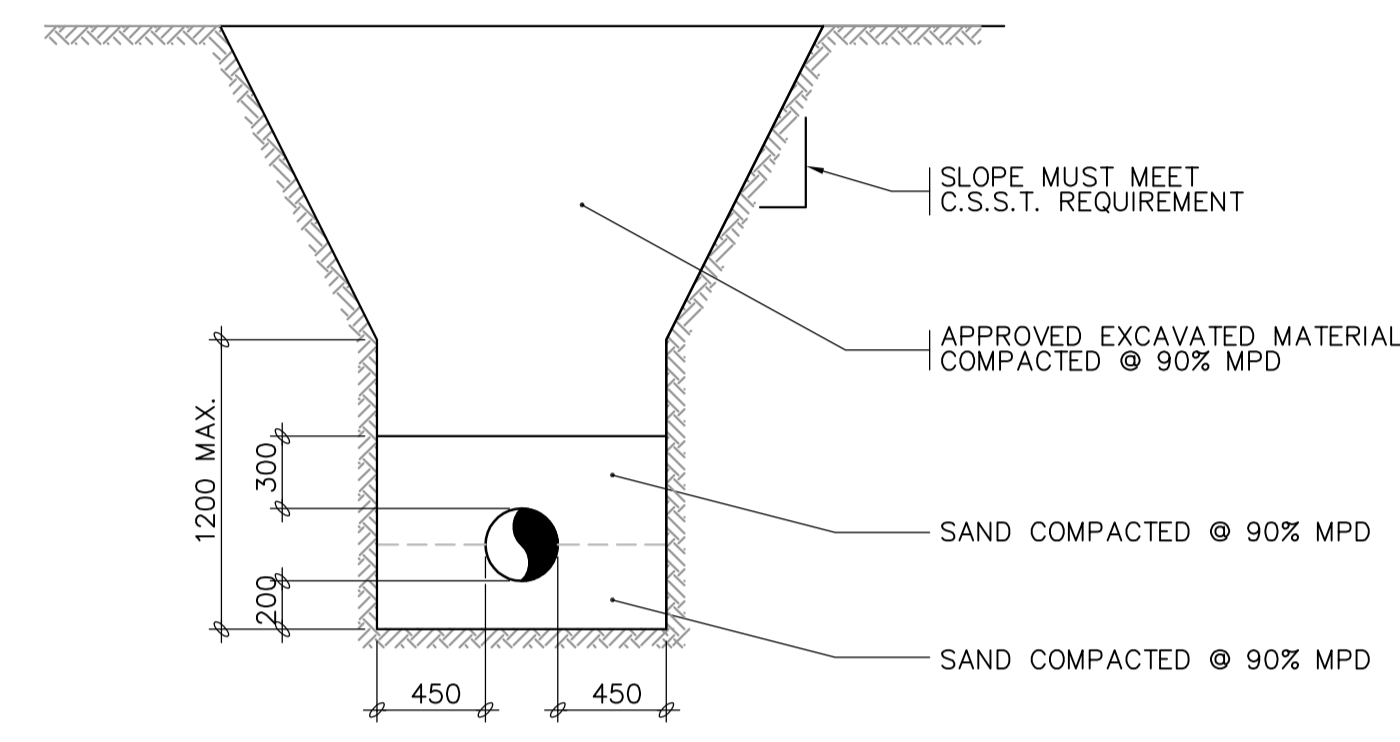
**ACCESS ROAD AND PARKING**  
TYPICAL SECTION  
ECH. AUCUNE



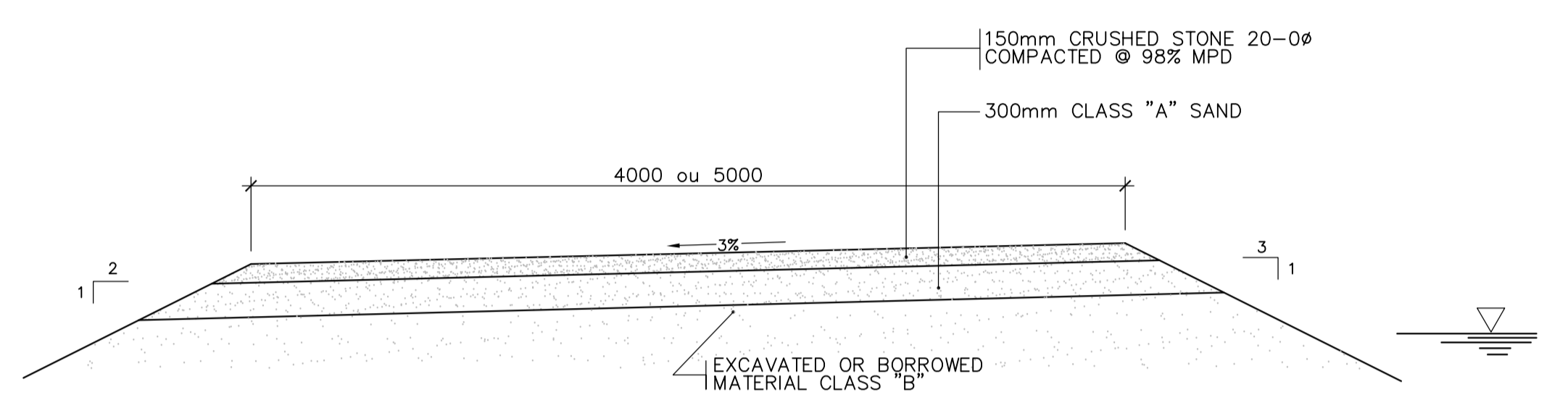
**DRAIN DETAIL AT THE BOTTOM OF THE LAGOONS**  
ECH. AUCUNE



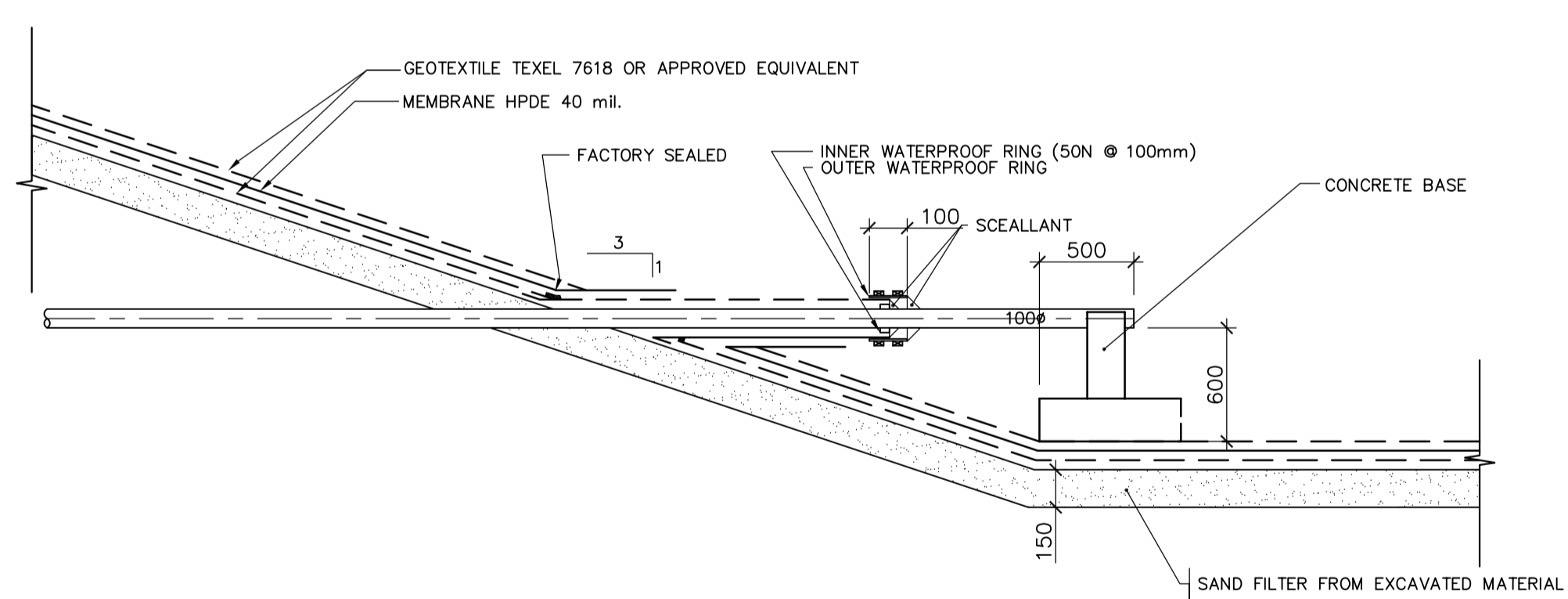
**TWO PIPES TYPICAL TRENCH**  
ECH. AUCUNE



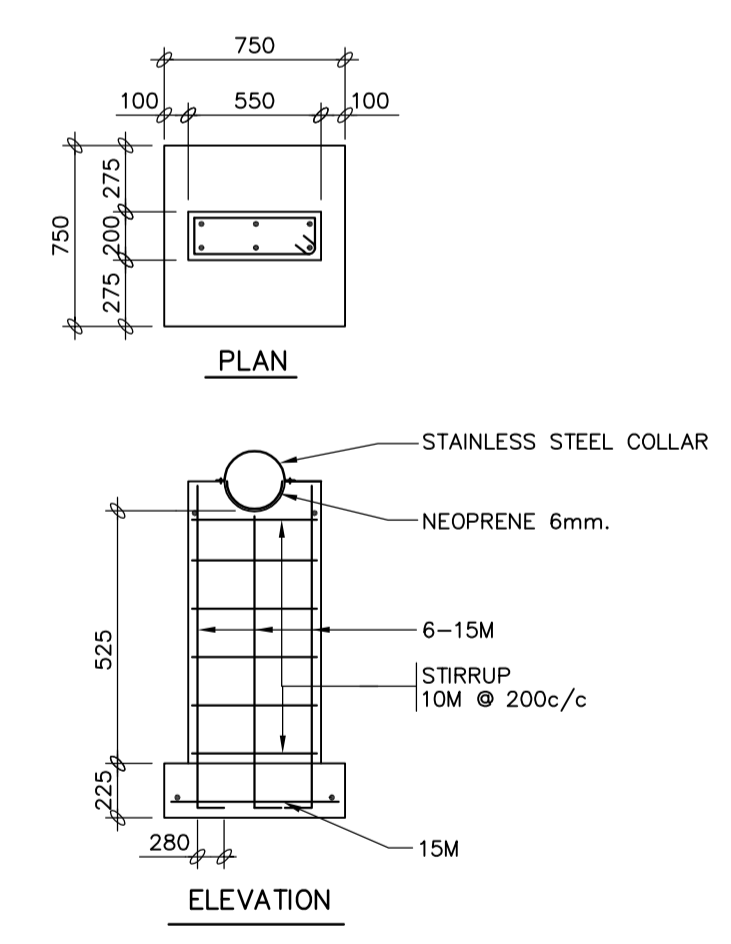
**ONE PIPE TYPICAL TRENCH**  
ECH. AUCUNE



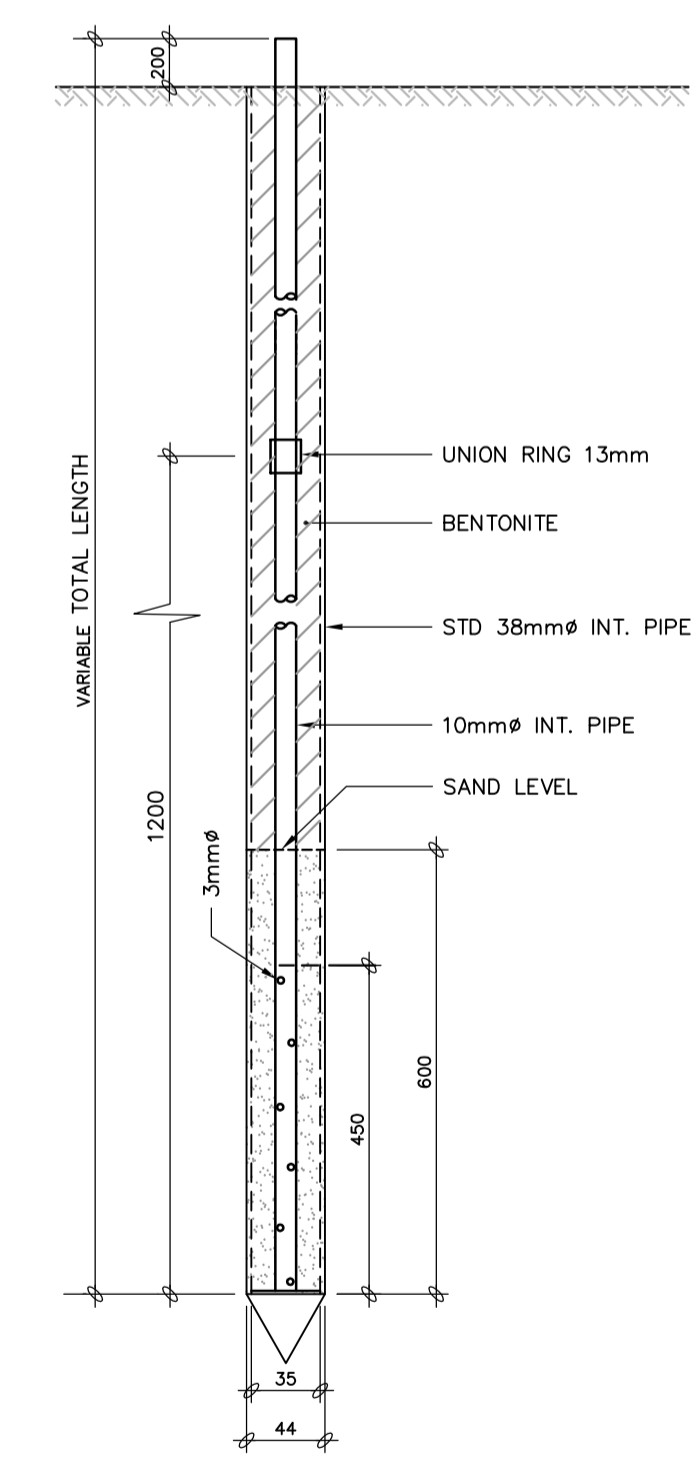
**DRIVING SURFACES AROUND PONDS**  
ECH. AUCUNE



**CONCRETE BASE AND WATERPROOFING MEMBRANE AROUND OUTLET PIPES**  
ECH. AUCUNE



**CONCRETE BASE**



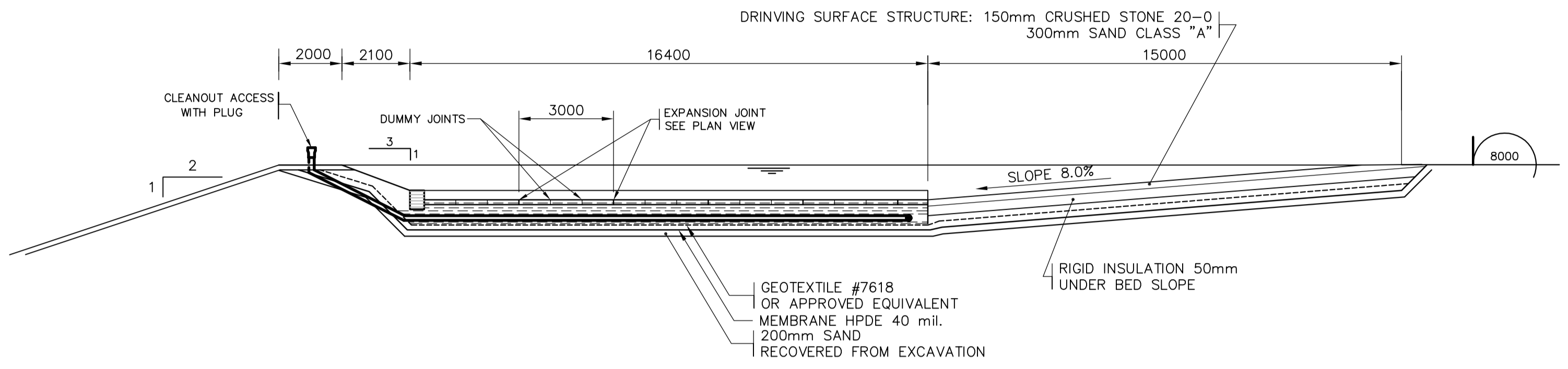
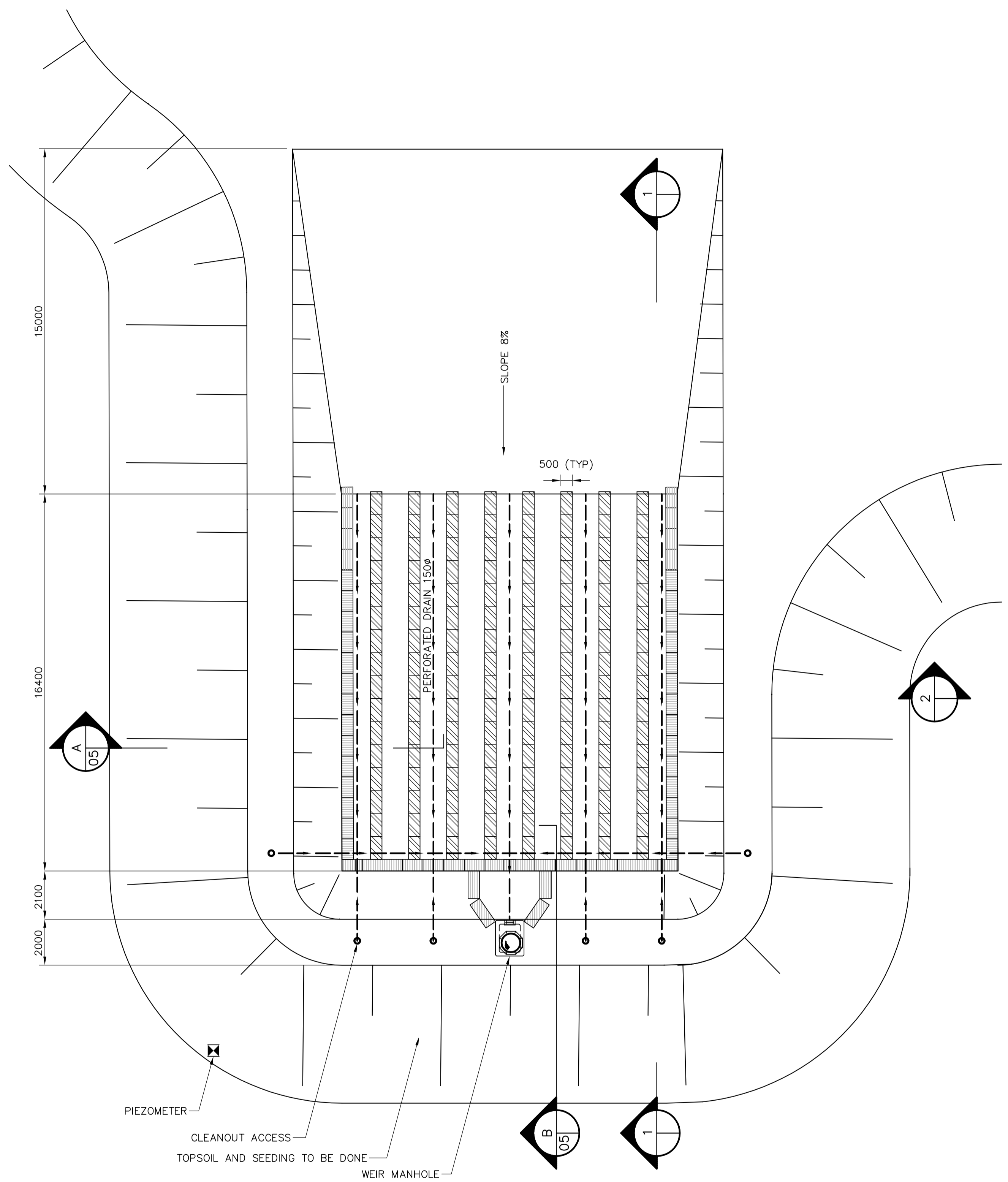
**PIEZOMETER DETAIL**  
ECH. AUCUNE

- INSTALLATION**
- 1) COVER WITH JUTE THE PERFORATED SECTION OF 10mm PIPE
  - 2) INSERT THE 10mm PIPE INSIDE A 38mm I.D. PIPE
  - 3) FILL WITH SAND TO A HEIGHT OF 600mm TO COMPLETELY COVER PERFORATED SECTION
  - 4) ADD BENTONITE TO THE RING LEVEL
  - 5) DRIVE THE PIEZOMETER TO DESIRED DEPTH AND REMOVE THE 38mm PIPE WHILE TAKING CARE TO NOT REMOVE SAND AND BENTONITE

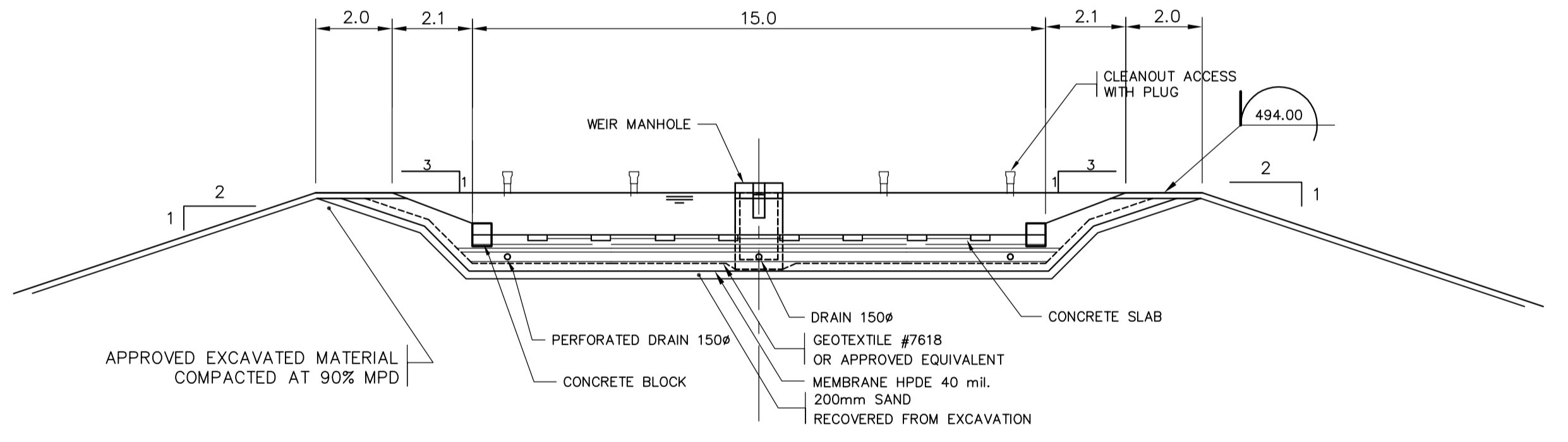
ISSUE No	REV.	DATE (Y/M/D)	PURPOSE OF ISSUE	TRANSMISSION LETTER No	ISSUE No	REV.	DATE (Y/M/D)	PURPOSE OF ISSUE	TRANSMISSION LETTER No	No	REVISION DESCRIPTION	DATE (Y/M/D)	**	No	REVISION DESCRIPTION	DATE (Y/M/D)	**
03	00	2011-05-02	ISSUED FOR CLIENT REVIEW														
02	PB	2011-04-13	ISSUED FOR CLIENT REVIEW														
01	PA	2011-03-17	ISSUED FOR INTERNAL COORDINATION														

PROFESSIONAL SEAL	 SNC-LAVALIN 455, René-Lévesque Blvd. West Montréal (Québec) Canada H2Z 1Z3	 amec	CLIENT	 stornoway (Canada) Inc.	
DESIGNED	C. BOUDAA	APPROVAL	DISCIPLINE ENGINEER	PROJECT	RENARD PROJECT
DRAWN	J. CHATELVAERT	APPROVAL	ENGINEERING MANAGER	TITLE	WASTEWATER TREATMENT DETAILS
CHECKED	M. GREGOIRE	APPROVAL	PROJECT MANAGER		
DATE	2011-02-23	APPROVAL	CLIENT		
SCALE	-			PROJECT No	504421
				SUBDIVISION	5830
				SUBJECT	41 DO
				SERIAL	0003
				REV.	00

LAST SAVE: 2011/05/02 - 3:57pm  
 PATH: \\c:\projects\504421\1\_1\_civil\504421-5830-41DO-0003-00.dwg



1 SECTION  
1:125



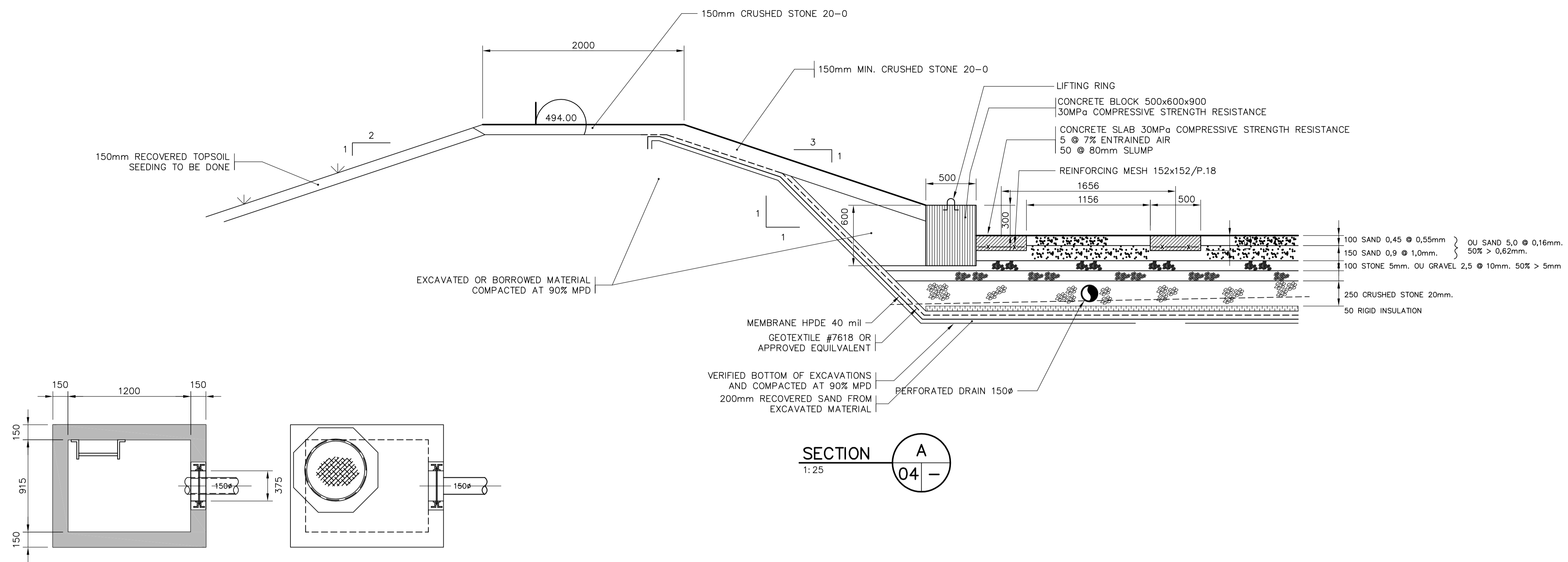
2 SECTION  
1:125

ISSUE REGISTER			ISSUE REGISTER			REVISION REGISTER			REVISION REGISTER			REVISION REGISTER			REVISION REGISTER					
ISSUE No	REV.	DATE (Y/M/D)	PURPOSE OF ISSUE	TRANSMISSION LETTER No	ISSUE No	REV.	DATE (Y/M/D)	PURPOSE OF ISSUE	TRANSMISSION LETTER No	No	REVISION DESCRIPTION	DATE (Y/M/D)	*	**	No	REVISION DESCRIPTION	DATE (Y/M/D)	*	**	
03	00	2011-05-02	ISSUED FOR CLIENT REVIEW																	
02	PB	2011-04-13	ISSUED FOR CLIENT REVIEW																	
01	PA	2011-03-17	ISSUED FOR INTERNAL COORDINATION																	
										504421-5830-4100-0006										
										504421-5830-41D1-0001										
										No REFERENCE DRAWINGS NUMBER										

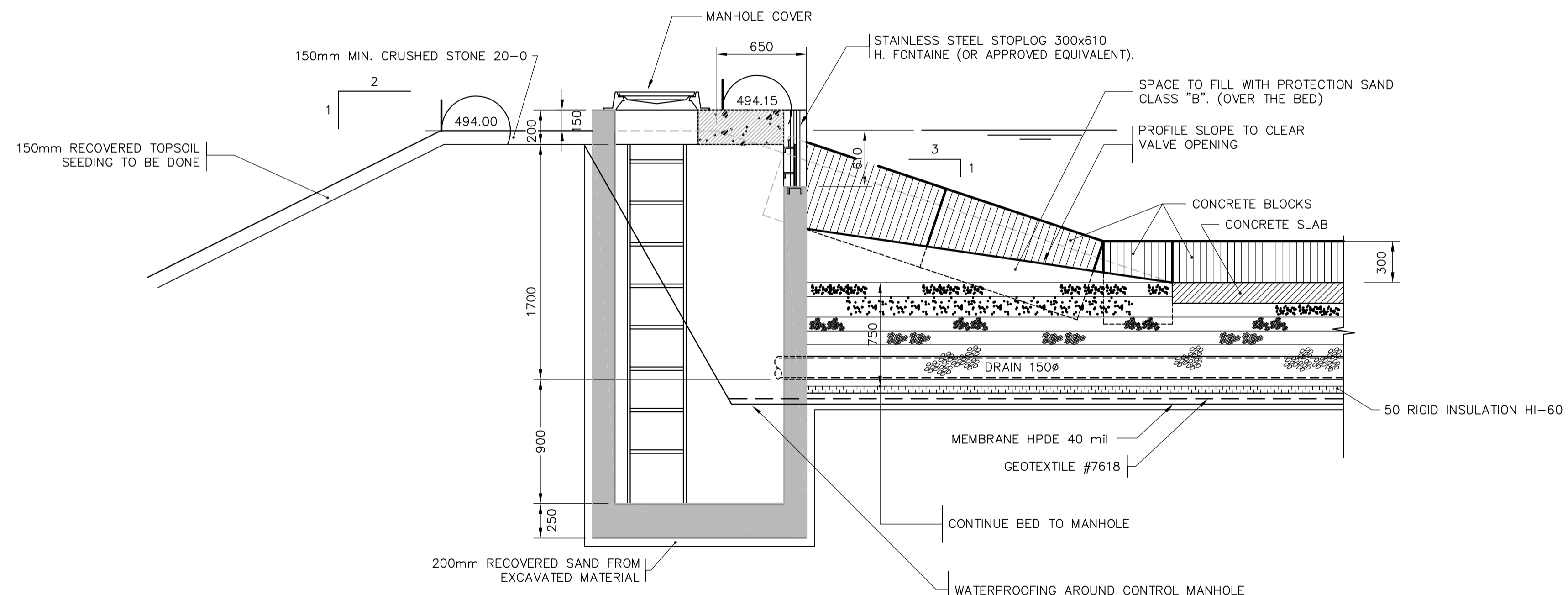
PROFESSIONAL SEAL	 SNC-LAVALIN 455, René-Lévesque Blvd. West Montréal (Québec) Canada H2Z 1Z3	 amec	CLIENT	 stornoway (Canada) Inc.
DESIGNED	M. GREGOIRE	DISCIPLINE ENGINEER	PROJECT	RENARD PROJECT
DRAWN	J. CHATEAUVERT	ENGINEERING MANAGER	TITLE	WASTEWATER TREATMENT SLUDGE DRYING BED DETAILS
CHECKED	M. GREGOIRE	PROJECT MANAGER		
DATE	2011-02-23	CLIENT		
SCALE	-		PROJECT No	504421
			SUBDIVISION	5830
			SUBJECT	41_D0
			SERIAL	0005
			REV.	00

LAST SAVE: 2011/05/02 - 3:59pm  
 PATH: \\c:\projects\504421\1\_civil\504421-5830-41D0-0005-00.dwg





MANHOLE PLAN VIEW  
1:25

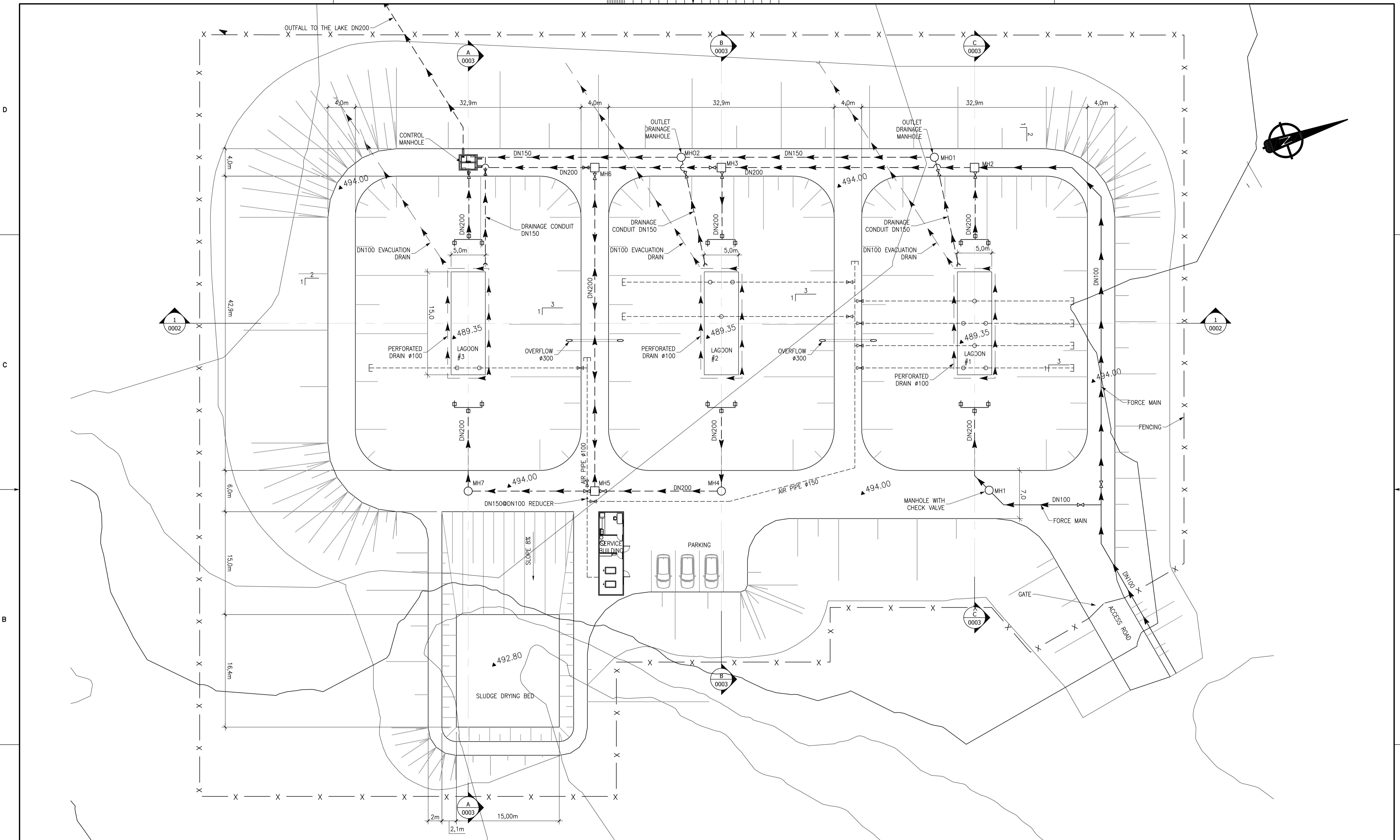


PREFABRICATED CONTROL MANHOLE  
SECTION B  
1:25

ISSUE REGISTER		ISSUE REGISTER		REVISION REGISTER		REVISION REGISTER		No		REFERENCE DRAWINGS NUMBER	
ISSUE No	REV.	DATE (Y/M/D)	PURPOSE OF ISSUE	TRANSMISSION LETTER No	ISSUE No	REV.	DATE (Y/M/D)	PURPOSE OF ISSUE	TRANSMISSION LETTER No	INITIALS: * DESIGNED ** APPROVED	INITIALS: * DESIGNED ** APPROVED
03	00	2011-05-02	ISSUED FOR CLIENT REVIEW								
02	PB	2011-04-13	ISSUED FOR CLIENT REVIEW								
01	PA	2011-03-17	ISSUED FOR INTERNAL COORDINATION								

PROFESSIONAL SEAL	 SNC-LAVALIN 455, René-Lévesque Blvd. West Montréal (Québec) Canada H2Z 1Z3		CLIENT	 stornoway (canada) inc.
DESIGNED	M. GREGOIRE	DISCIPLINE ENGINEER	PROJECT	RENARD PROJECT
DRAWN	J. CHATELVAERT	ENGINEERING MANAGER	TITLE	WASTEWATER TREATMENT SLUDGE DRYING BED DETAILS
CHECKED	M. GREGOIRE	PROJECT MANAGER		
DATE	2011-02-23	CLIENT		
SCALE	-		PROJECT No	504421
			SUBDIVISION	5830
			SUBJECT	41 DO
			SERIAL	0006
			REV.	00

LAST SAVE: 2011/05/02 - 3:58pm  
 PATH: \\c:\projects\504421\41 DO\civil\504421-5830-41DO-0006-00.dwg



LAST SAVE: 2011/04/13 - 11:18am  
 PATH: R:\504421\41\_Civil\504421-5830-41D1-0002-0003-00 (Civil3D).dwg

ISSUE No	REV.	DATE (Y/M/D)	PURPOSE OF ISSUE	TRANSMISSION LETTER No	ISSUE No	REV.	DATE (Y/M/D)	PURPOSE OF ISSUE	TRANSMISSION LETTER No	No	REVISION DESCRIPTION	DATE (Y/M/D)	**	No	REVISION DESCRIPTION	DATE (Y/M/D)	**		
03	00	2011-04-13	ISSUED FOR STUDY	-															
02	PB	2011-03-17	FOR CLIENT REVIEW	-															
01	PA	2011-03-02	FOR INTERNAL REVIEW	-															
ISSUE REGISTER										ISSUE REGISTER									
INITIALS: * DESIGNED ** APPROVED										INITIALS: * DESIGNED ** APPROVED									
REVISION REGISTER										REVISION REGISTER									
No										No									
REFERENCE DRAWINGS NUMBER										204421-5830-41D1-0003									
No										204421-5830-41D1-0002									

PROFESSIONAL SEAL

**SNC-LAVALIN**  
 SNC-LAVALIN  
 455, René-Lévesque Blvd. West  
 Montréal (Québec) Canada H2Z 1Z3

**amec**

CLIENT: **stornoway**  
 los diamantes  
 (Canada) Inc.

PROJECT: **RENARD PROJECT**

TITLE: **WASTE WATER TREATMENT SYSTEM PLAN VIEW**

PREPARATION: C. BOUDA  
 APPROVAL: DISCIPLINE ENGINEER

DRAWN: J. CHATEAUVERT  
 ENGINEERING MANAGER

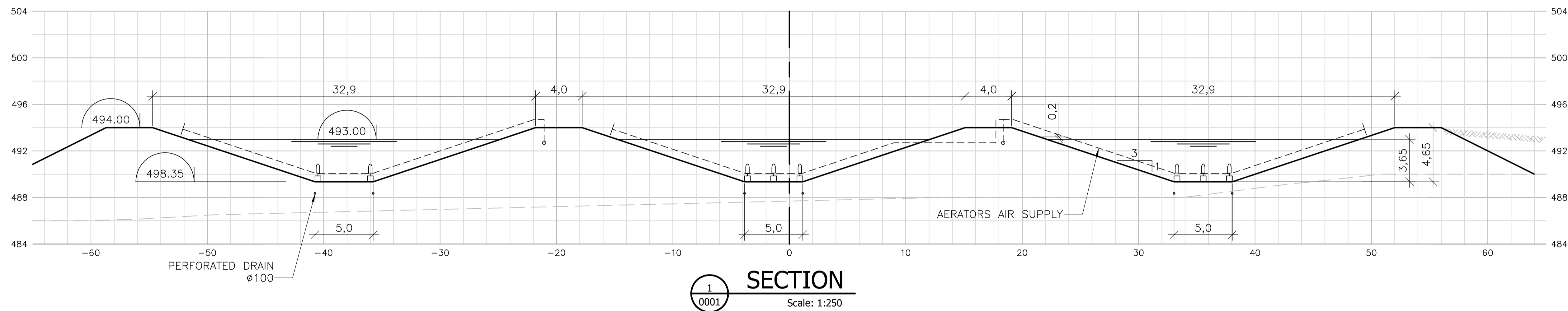
CHECKED: M. GREGOIRE  
 PROJECT MANAGER

DATE: 2011-02-18  
 CLIENT

SCALE: 1:250

PROJECT No: 504421  
 SUBDIVISION: 5830  
 SUBJECT: 41 D1  
 SERIAL: 0001  
 REV.: 00

504421A1HEN - FRAME A1 HORIZONTAL ENGLISH

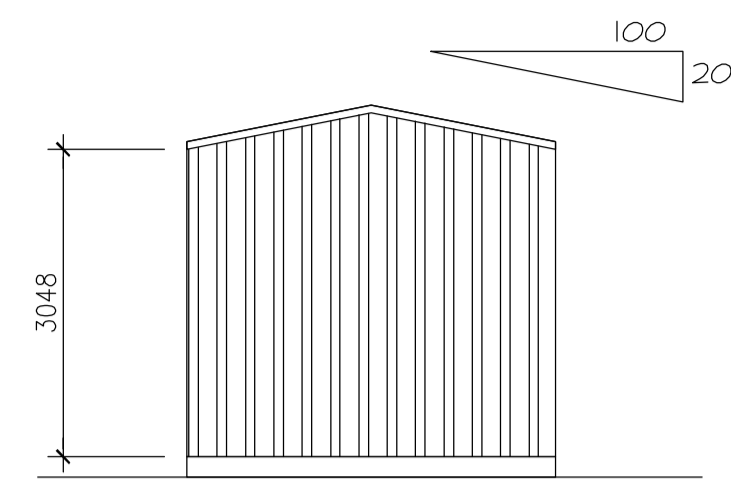


SECTION  
Scale: 1:250

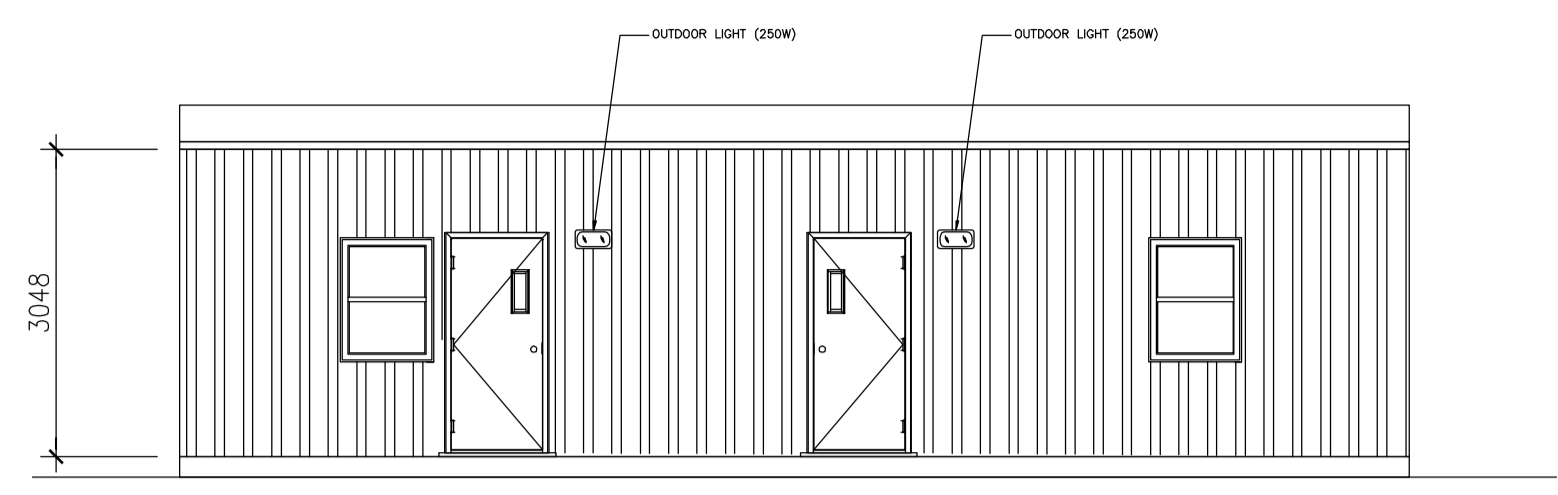
LAST SAVE: 2011/04/13 - 11:21am  
PATH: R:\504421\41\_Civil\504421-5830-41D1-0001-0002-0003-00 (Civil3D).dwg

ISSUE REGISTER		ISSUE REGISTER		REVISION REGISTER		REVISION REGISTER		REVISION REGISTER		REFERENCE DRAWINGS NUMBER	
ISSUE No	REV.	DATE (Y/M/D)	PURPOSE OF ISSUE	TRANSMISSION LETTER No	ISSUE No	REV.	DATE (Y/M/D)	PURPOSE OF ISSUE	TRANSMISSION LETTER No	No	DESCRIPTION
03	00	2011-04-13	ISSUED FOR STUDY	-							
02	PB	2011-03-17	FOR CLIENT REVIEW	-							
01	PA	2011-03-02	FOR INTERNAL REVIEW	-							

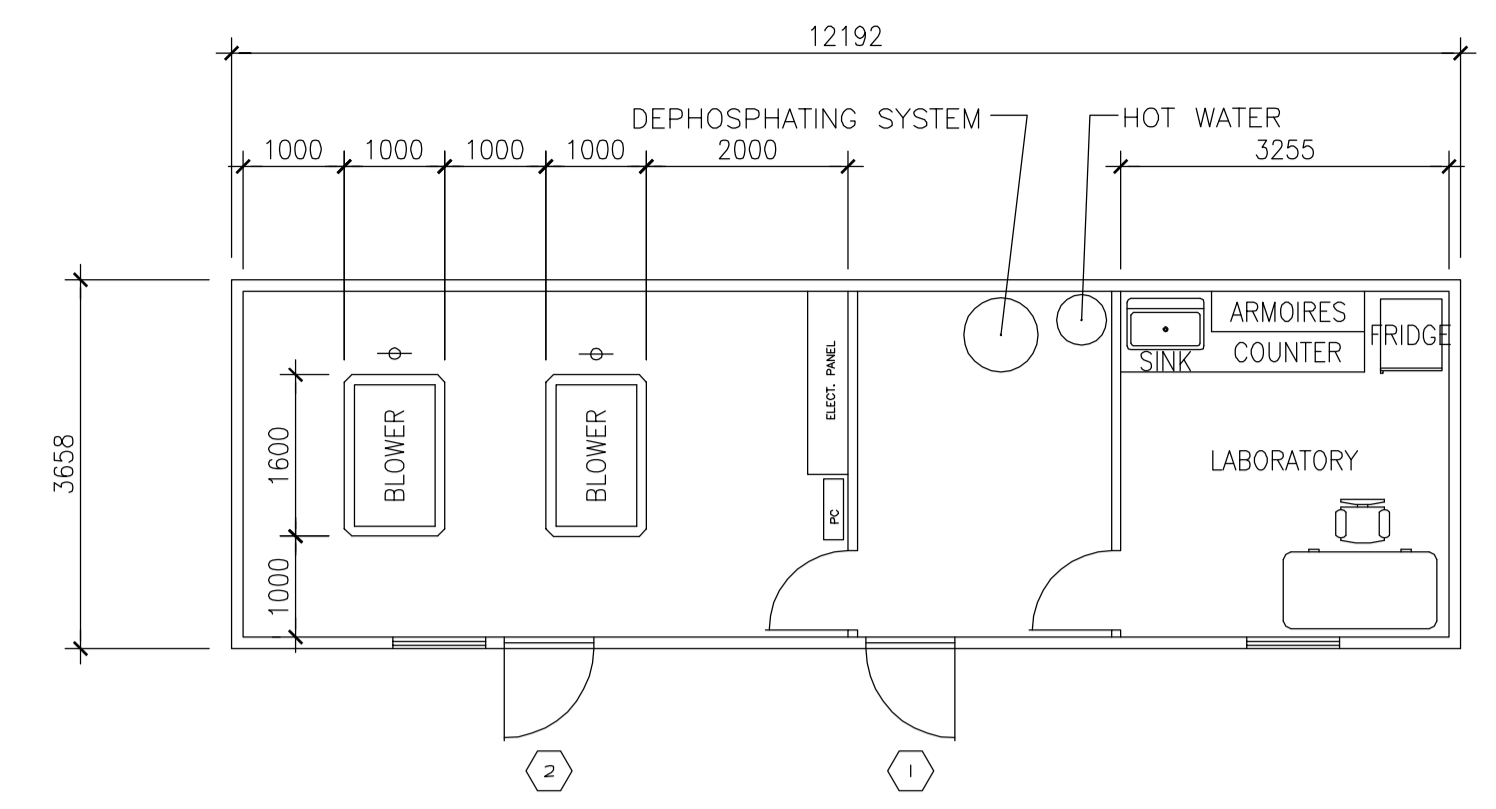
PROFESSIONAL SEAL	 SNC-LAVALIN 455, René-Lévesque Blvd. West Montréal (Québec) Canada H2Z 1Z3		CLIENT	 los diamantes <b>stornoway</b> (Canada) Inc.
DESIGNED	C. BOUDRIER	DISCIPLINE ENGINEER	PROJECT	RENARD PROJECT
DRAWN	J. CHATEAUVERT	ENGINEERING MANAGER	TITLE	WASTE WATER TREATMENT SYSTEM LONGITUDINAL SECTION
CHECKED	M. GREGOIRE	PROJECT MANAGER	CLIENT	
DATE	2011-02-18		PROJECT No	504421
SCALE	1:250		SUBDIVISION	5830
			SUBJECT	41 D1
			SERIAL	0002
			REV.	00



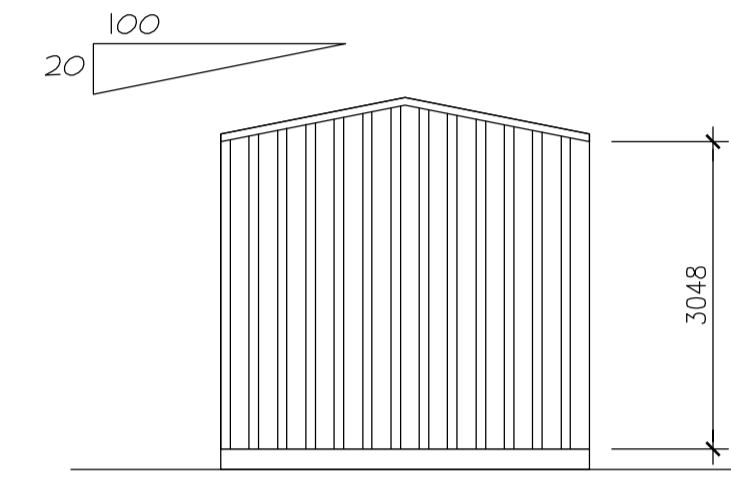
LEFT ELEVATION  
1:75



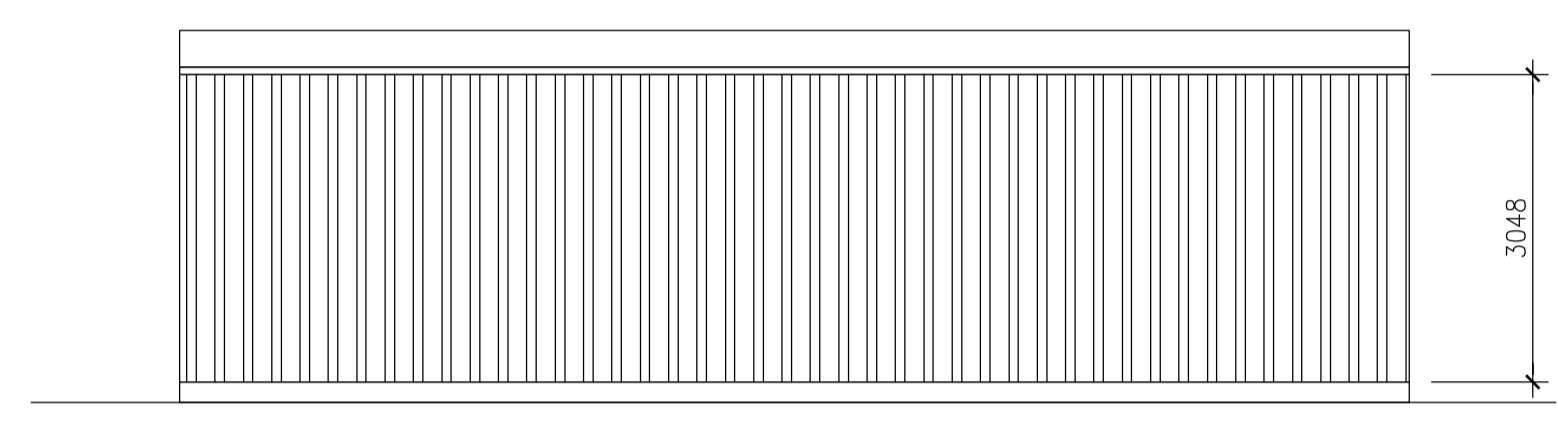
FRONT ELEVATION  
1:75



PLAN VIEW  
1:75



RIGHT ELEVATION  
1:75



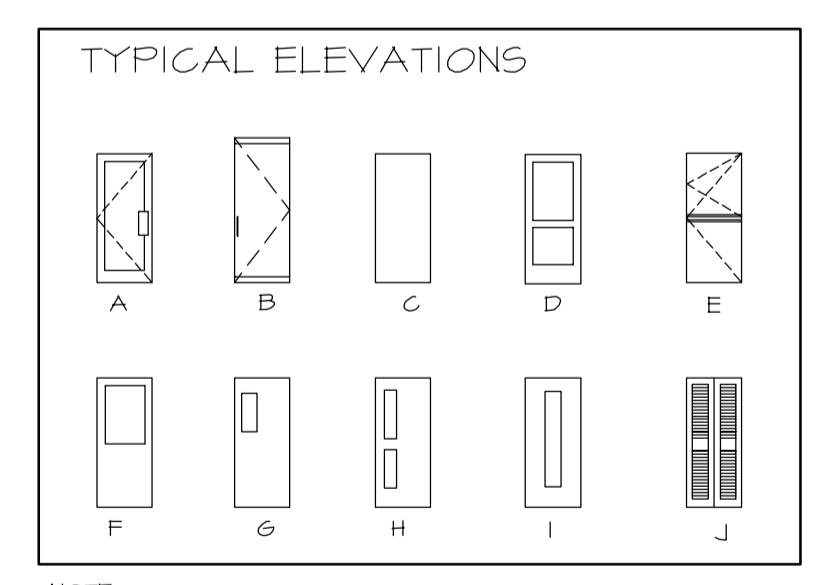
REAR ELEVATION  
1:75

DOORS AND FRAMES REGISTER (1)		DOORS/WINDOWS				GLASS				FRAMES		HARDWARE								NOTE							
NO	DESTINATIONS	FIRE ULC	ELEVATION	TYPICAL FINISH	THICKNESS	WIDTH	HEIGHT	CONSTRUCTION	PLATE GLASS	INSULATING GLASS	TREMPERED	WIRED	LAMINATED	TEINTED	CONSTRUCTION	FINISH	ELEVATION	NO	HINGES		LOCK	PULL HANDLE	PUSH HANDLE	FOOT PLATE	CLOSER	SOUND PROOF STOPPER	THRESHOLD
1	EXT. TO LABORATORY	G	P	45	414	2134	HM/IN		●						HM/IN	P	1	●	SI			●	●		AL	●	
2	EXT. TO BLOWER ROOM	G	P	45	414	2134	HM/IN		●						HM/IN	P	2	●	SI			●	●		AL	●	

(1) DOORS AND FRAMES IN EXTERIOR WALL ONLY  
SI PANIC EXIT DEVICE WITH ENTRANCE FUNCTION

**KEY**

AL	ALUMINUM
HM	HOLLOW METAL
AN	ANODISED
IN	INSULATED
P	PAINT



NOTE:  
J. MOTORIZED OVERHEAD DOOR

ISSUE No	REV.	DATE (Y/M/D)	PURPOSE OF ISSUE	TRANSMISSION LETTER No	ISSUE No	REV.	DATE (Y/M/D)	PURPOSE OF ISSUE	TRANSMISSION LETTER No	No	REVISION DESCRIPTION	DATE (Y/M/D)	INITIALS: * DESIGNED ** APPROVED	No	REVISION DESCRIPTION	DATE (Y/M/D)	INITIALS: * DESIGNED ** APPROVED	No	REFERENCE DRAWINGS NUMBER
04	00	2011/04/18	FOR BID																
03	PC	2011/03/31	FOR FINAL REVIEW																
02	PB	2011/03/28	FOR CLIENT REVIEW & COMMENT																
01	PA	2011/03/25	FOR INTERNAL COORDINATION																

PROFESSIONAL SEAL

PREPARATION: G.B. (Signature)  
APPROVAL: DISCIPLINE ENGINEER

DRAWN: F.R.  
ENGINEERING MANAGER

CHECKED: M.L. (Signature)  
PROJECT MANAGER

DATE: 2011/03/25  
CLIENT

CLIENT: **stornoway** (Canada) Inc.

PROJECT: **RENARD PROJECT**

TITLE: **ON-SITE UTILITIES AND INFRASTRUCTURES WASTE WATER TREATMENT PLANT PLAN VIEW, ELEVATIONS**

PROJECT No	SUBDIVISION	SUBJECT	SERIAL	REV.
504421	5830	44 D1	0001	00

SCALE: AS SHOWN

504421A1HEN - FRAME A1 HORIZONTAL ENGLISH

LAST SAVE: 2011/04/18 - 10:50am  
PATH: R:\504421\44\_Architecture\Emissions\2011-04-18 - Issued for BID\504421-5830-44D1-0001-00.dwg


# **PISTE D'ATERRISSAGE ET TERMINAL**

# LES DIAMANTS STORNOWAY INC

## RENARD PROJECT

### AIRPORT

PREPARED BY:

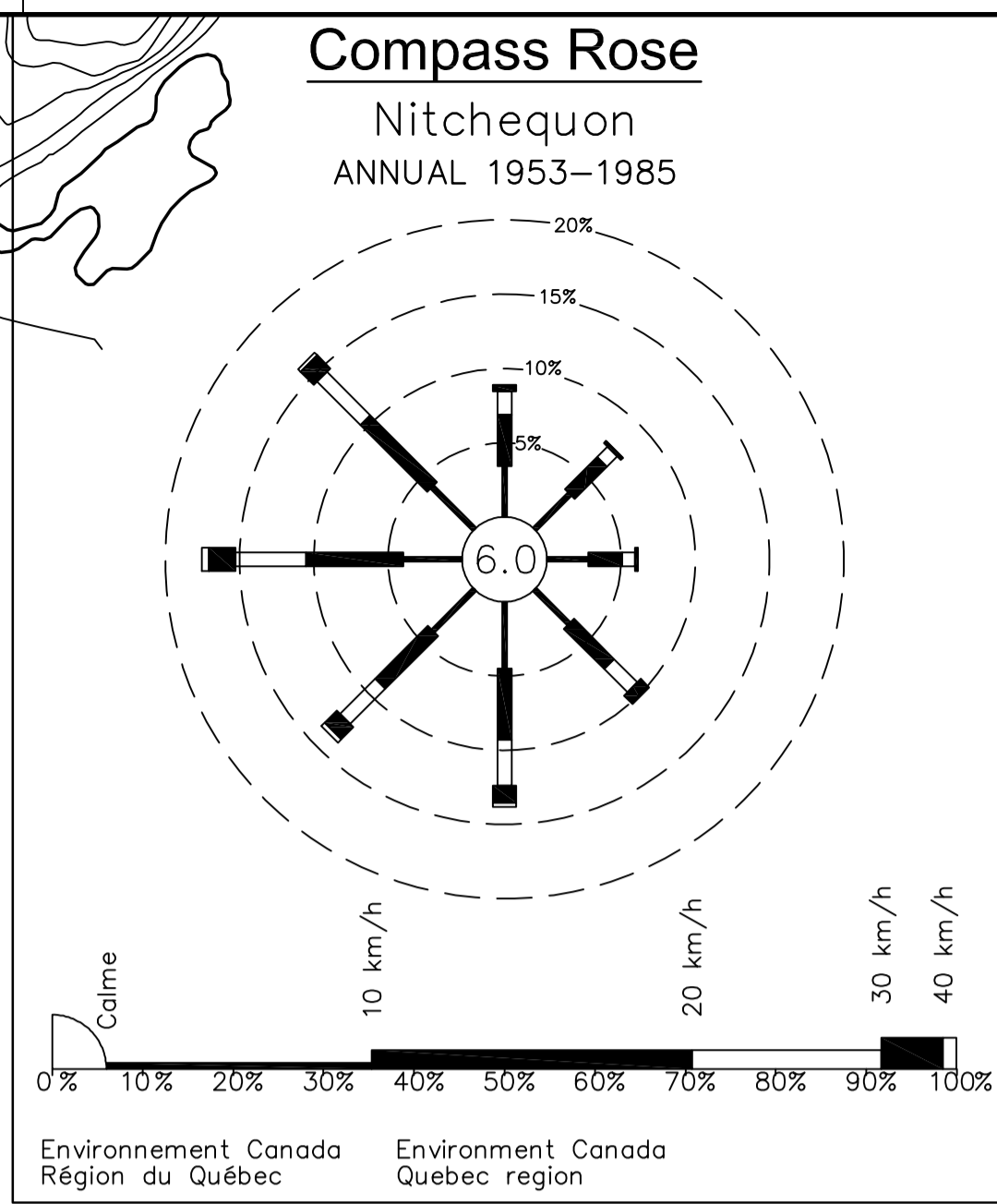
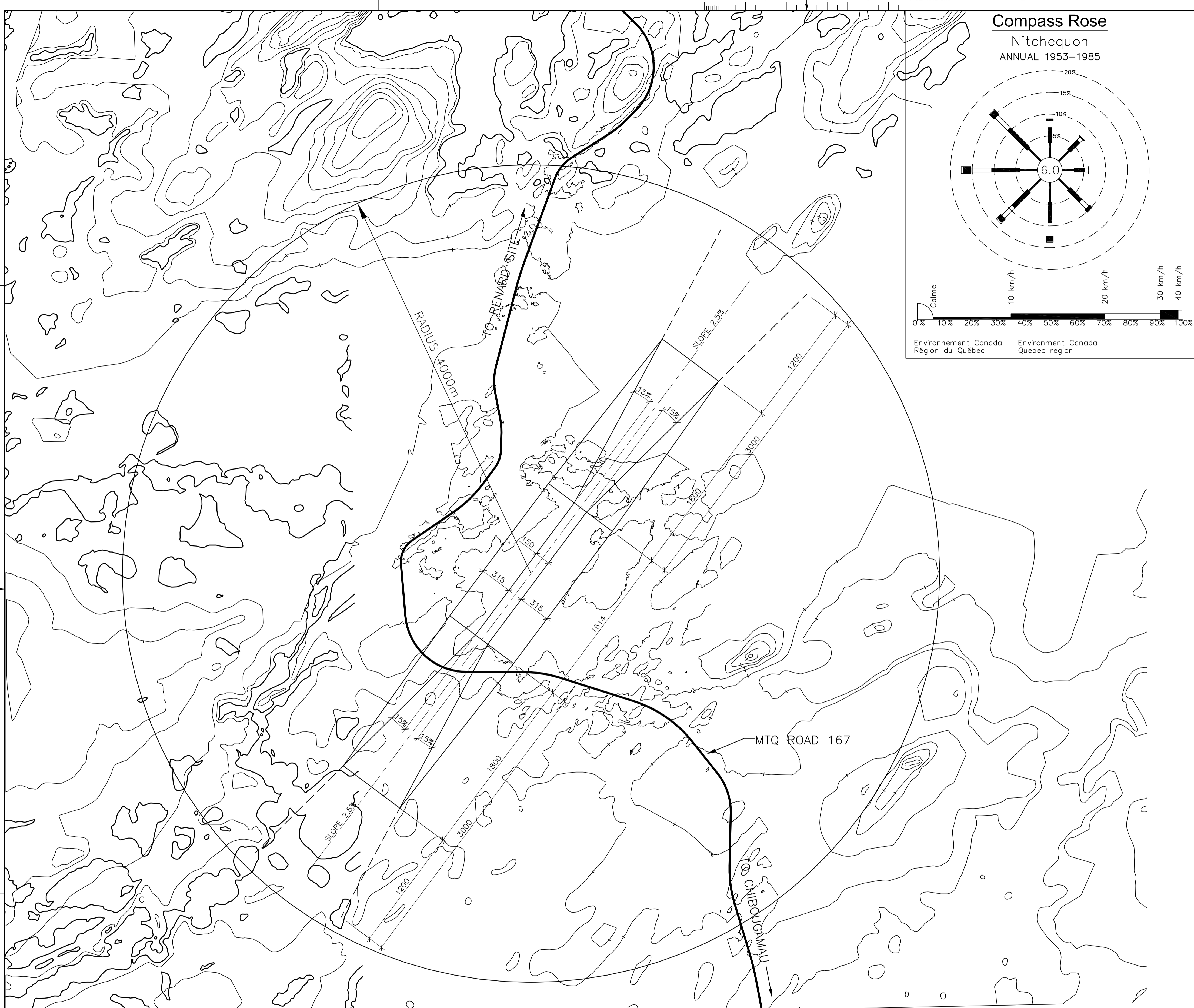


SNC-LAVALIN

ISSUE No	REV.	DATE (Y/M/D)	PURPOSE OF ISSUE	TRANSMISSION LETTER No	ISSUE No	REV.	DATE (Y/M/D)	PURPOSE OF ISSUE	TRANSMISSION LETTER No	No	REVISION DESCRIPTION	DATE (Y/M/D)	*	**	No	REVISION DESCRIPTION	DATE (Y/M/D)	*	**																																								
3	00	2011-03-17	FOR STUDY																																																								
2	PB	2011-03-03	ISSUED FOR CLIENT REVIEW																																																								
1	PA	2011-01-19	FOR COMMENTS																																																								
ISSUE REGISTER										ISSUE REGISTER										REVISION REGISTER										REVISION REGISTER										No										REFERENCE DRAWINGS NUMBER									

PROFESSIONAL SEAL		 <b>SNC-LAVALIN</b> 455, René-Lévesque Blvd. West Montréal (Québec) Canada H2Z 1Z3		 <b>amec</b>		CLIENT		 <b>stornoway</b> (Canada) Inc.	
DESIGNED		M. GREGOIRE		DISCIPLINE ENGINEER		PROJECT		RENARD PROJECT	
DRAWN		A. VIENNEAU		ENGINEERING MANAGER		TITLE		AIRPORT FRONTPAGE	
CHECKED		M. LACHANCE		PROJECT MANAGER		PROJECT No		504421	
DATE		2011-01-19		CLIENT		SUBDIVISION		5910	
SCALE						SUBJECT		4L DD	
						SERIAL		0001	
						REV.		00	

LAST SAVE: 2011/03/18 - 1:38pm  
 PATH: \\c:\projects\design\504421\4\_Airport\Drawings\504421-5910-4LDD-001\_R00.dwg



### RENARD AIRPORT

#### TECHNICAL INFORMATION

**AERODROME DATA**

Aerodrome magnetic variation 19° 10' West  
 Aerodrome reference temperature: 17,9°C  
 Geometric center: NAD83 UTM18 X=687640.955, Y=5845928.293  
 Aerodrome elevation in feet 1557' (474,7m)

**RUNWAY**

Reference code: 3C NP  
 Approach type: Non-precision approach  
 Orientation: 06-24  
 Critical aircraft: DASH 8-300  
 Dimensions: Width: 30m  
 Length: 1494m (4902')  
 Maximum slopes: Transversal: 1,5%  
 Longitudinal: 0,31%  
 Runway surface type: Gravel  
 Runway shoulders: Width: 7.5m (on each side of the runway)  
 Slope 2.5%  
 Surface: Gravel  
 Runway strip: Length: 60m beyond the thresholds  
 Width: 150m (75m On both sides of the axis of the strip) (1)  
 Width of graded area: 90m (45m on both sides of the axis of the strip)

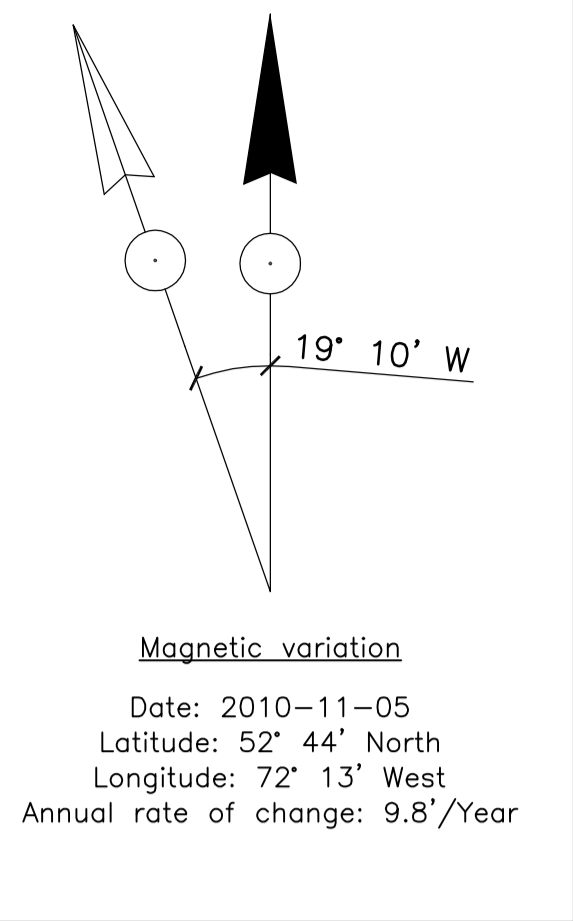
**TAXIWAY**

Surface type: Gravel  
 Taxiway code: C  
 Dimensions: Length: 150m from the axis of the runway  
 Width: 18m  
 Maximum slopes: Transversal: 1,5%  
 Longitudinal: 1,0%  
 Taxiway shoulders: Width: 3.5m of gravel on each side of the taxiway  
 Width of taxiway strip: 26m On both sides of the central axis  
 Maximum transversal slope of profiles surfaces: 2.5%  
 Distance between the runway axis and the taxiway holding position: 75m

**APRON**

Dimensions: 100m x 70m  
 Surface type: Gravel  
 Maximum slope: 1%  
 Distance from the centre of the runway to the edge of the apron: 120m

(1) THE WORK INCLUDED IN THE GRADED AREA CONSISTS OF TREE REMOVAL ONLY.



LAST SAVE: 2011/03/18 - 2:00pm  
 PATH: \\c:\projects\504421\4\_Airport\Drawings\504421-5910-4LDD-002-3-5-6-7-8-9-10-11-12\_00(kref\_de\_civil3D).dwg

ISSUE No	REV.	DATE (Y/M/D)	PURPOSE OF ISSUE	TRANSMISSION LETTER No	ISSUE No	REV.	DATE (Y/M/D)	PURPOSE OF ISSUE	TRANSMISSION LETTER No	No	REVISION DESCRIPTION	DATE (Y/M/D)	**	No	REVISION DESCRIPTION	DATE (Y/M/D)	**	504421-5910-4LDD-0001/3/4/5/6/7/8/9/10/11/12/13
3	00	2011-03-17	FOR STUDY															
2	PB	2011-03-03	ISSUED FOR CLIENT REVIEW															
1	PA	2011-01-19	FOR COMMENTS															


PROFESSIONAL SEAL	 SNC-LAVALIN 455, René-Lévesque Blvd. West Montréal (Québec) Canada H2Z 1Z3	 amec	CLIENT	 stornoway (canada) inc.
DESIGNED M. GREGOIRE	APPROVAL	DISCIPLINE ENGINEER	PROJECT	RENARD PROJECT
DRAWN A. DORION	ENGINEERING MANAGER	PROJECT MANAGER	TITLE	LOCATION PLAN
CHECKED M. LACHANCE	CLIENT			
DATE 2011-01-19				
SCALE 1:20 000				
			PROJECT No	504421
			SUBMISSION	5910
			SUBJECT	4L DD
			SERIAL	0002
			REV.	00

D

C

B

A



ISSUE No	REV.	DATE (Y/M/D)	PURPOSE OF ISSUE	TRANSMISSION LETTER No	ISSUE No	REV.	DATE (Y/M/D)	PURPOSE OF ISSUE	TRANSMISSION LETTER No	No	REVISION DESCRIPTION	DATE (Y/M/D)	INITIALS: * DESIGNED ** APPROVED	No	REVISION DESCRIPTION	DATE (Y/M/D)	INITIALS: * DESIGNED ** APPROVED	No	REFERENCE DRAWINGS NUMBER	
3	00	2011-03-17	FOR STUDY																	
2	PB	2011-03-03	ISSUED FOR CLIENT REVIEW																	
1	PA	2011-01-19	FOR COMMENTS																	

PROFESSIONAL SEAL

**SNC-LAVALIN**  
455, René-Lévesque Blvd. West  
Montréal (Québec) Canada H2Z 1Z3

**amec**

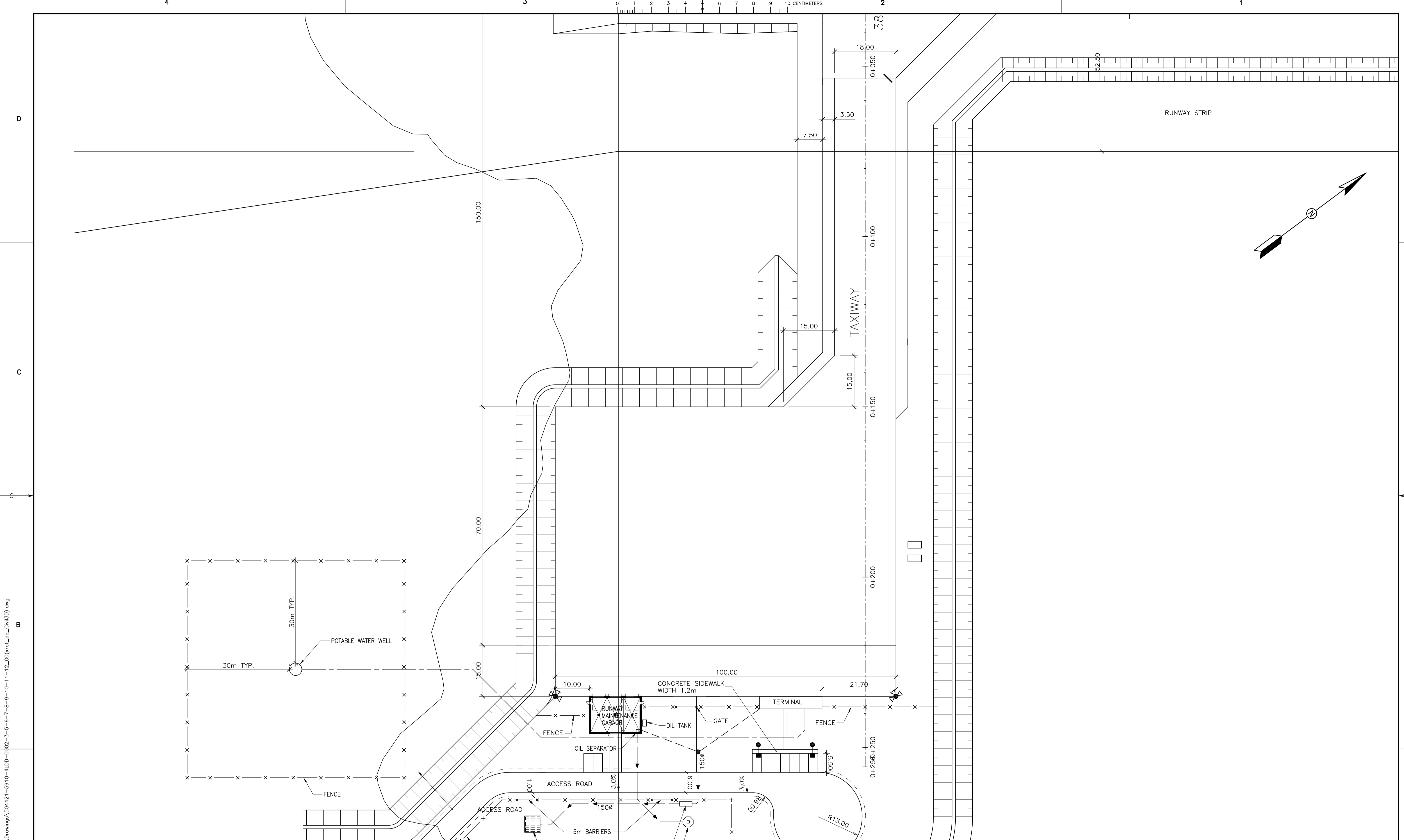
DESIGNED M. GREGOIRE	DISCIPLINE ENGINEER
DRAWN A. VIENNEAU	ENGINEERING MANAGER
CHECKED M. LACHANCE	PROJECT MANAGER
DATE 2011-01-19	CLIENT

SCALE: 1:1000

CLIENT				
PROJECT				
RENARD PROJECT				
TITLE				
RUNWAY, TAXIWAY AND APRON GEOMETRY				
PROJECT No	SUBDIVISION	SUBJECT	SERIAL	REV.
504421	5910	4L DD	0004	00

LAST SAVE: 2011/03/18 - 1:47pm  
 PATH: \\c:\projects\design\504421\4\_Airport\Drawings\504421-5910-4LDD-004\_00.dwg





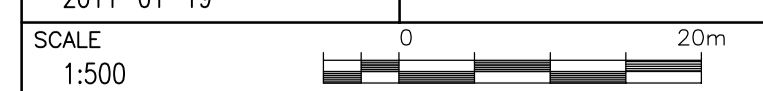
LAST SAVE: 2011/03/18 - 2:03pm  
 PATH: \\c:\projects\504421\4L\_Airport\Drawings\504421-5910-4LDD-0001-2-3-4-5-6-7-8-9-10-11-12\_00(kref\_de\_civil3D).dwg

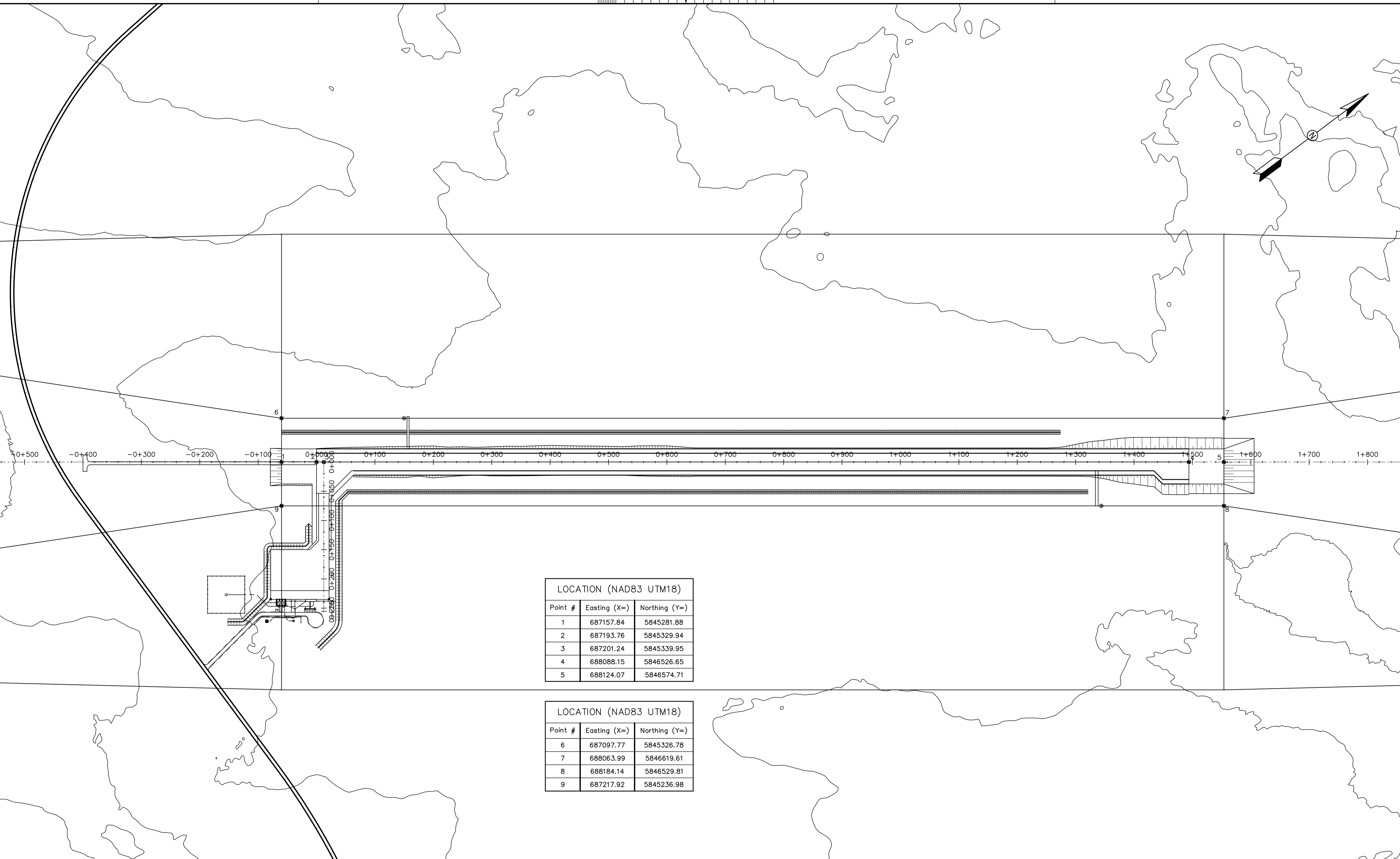
ISSUE No	REV.	DATE (Y/M/D)	PURPOSE OF ISSUE	TRANSMISSION LETTER No	ISSUE No	REV.	DATE (Y/M/D)	PURPOSE OF ISSUE	TRANSMISSION LETTER No	No	REVISION DESCRIPTION	DATE (Y/M/D)	**	No	REVISION DESCRIPTION	DATE (Y/M/D)	**
3	00	2011-03-17	FOR STUDY														
2	PB	2011-03-03	ISSUED FOR CLIENT REVIEW														
1	PA	2011-01-19	FOR COMMENTS														

PROFESSIONAL SEAL

 SNC-LAVALIN 455, René-Lévesque Blvd. West Montréal (Québec) Canada H2Z 1Z3			
DESIGNED M. GREGOIRE	DISCIPLINE ENGINEER	APPROVAL	
DRAWN A. DORION	ENGINEERING MANAGER		
CHECKED M. LACHANCE	PROJECT MANAGER		
DATE 2011-01-19	CLIENT		

CLIENT				
PROJECT				
RENARD PROJECT				
TITLE				
TAXIWAY AND APRON PLAN VIEW				
PROJECT No	SUBDIVISION	SUBJECT	SERIAL	REV.
504421	5910	4L_DD	0008	00





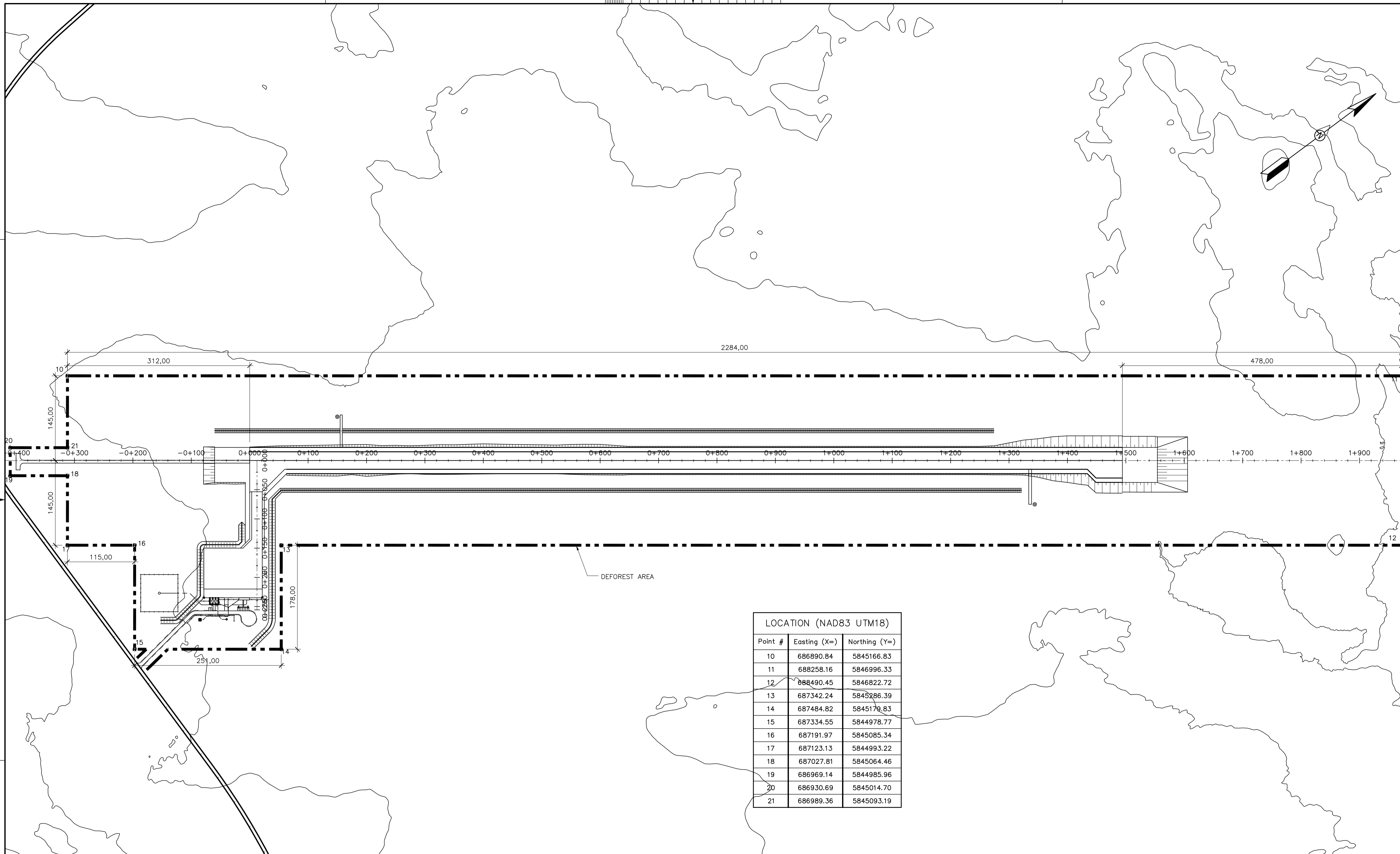
LOCATION (NAD83 UTM18)		
Point #	Easting (X=)	Northing (Y=)
1	687157.84	5845281.88
2	687193.76	5845329.94
3	687201.24	5845339.95
4	688088.15	5846526.65
5	688124.07	5846574.71

LOCATION (NAD83 UTM18)		
Point #	Easting (X=)	Northing (Y=)
6	687097.77	5845326.78
7	688063.99	5846619.61
8	688184.14	5846529.81
9	687217.92	5845236.98

ISSUE No	REV.	DATE (Y/M/D)	PURPOSE OF ISSUE	TRANSMISSION LETTER No	ISSUE No	REV.	DATE (Y/M/D)	PURPOSE OF ISSUE	TRANSMISSION LETTER No	No	REVISION DESCRIPTION	DATE (Y/M/D)	INITIALS: * DESIGNED ** APPROVED	No	REVISION DESCRIPTION	DATE (Y/M/D)	INITIALS: * DESIGNED ** APPROVED	No	REVISION DESCRIPTION	DATE (Y/M/D)	INITIALS: * DESIGNED ** APPROVED	
3	00	2011-03-17	FOR STUDY																			
2	PB	2011-03-03	ISSUED FOR CLIENT REVIEW																			
1	PA	2011-01-19	FOR COMMENTS																			

PROFESSIONAL SEAL	 SNC-LAVALIN 455, René-Lévesque Blvd. West Montréal (Québec) Canada H2Z 1Z3		CLIENT	 stornoway (canada) inc.
DESIGNED	M. GREGOIRE	DISCIPLINE ENGINEER	PROJECT	RENARD PROJECT
DRAWN	A. DORION	ENGINEERING MANAGER	TITLE	RUNWAY PLAN VIEW
CHECKED	M. LACHANCE	PROJECT MANAGER		
DATE	2011-01-19	CLIENT		
SCALE	1:3000		PROJECT No	504421
			SUBDIVISION	5910
			SUBJECT	4L DD
			SERIAL	0005
			REV.	00

LAST SAVE: 2011/03/18 - 2:01pm  
 PATH: \\c:\projects\504421\4L\_Airport\Drawings\504421-5910-4LDD-0001-2/3/4/6/7/8/9/10/11/12/13

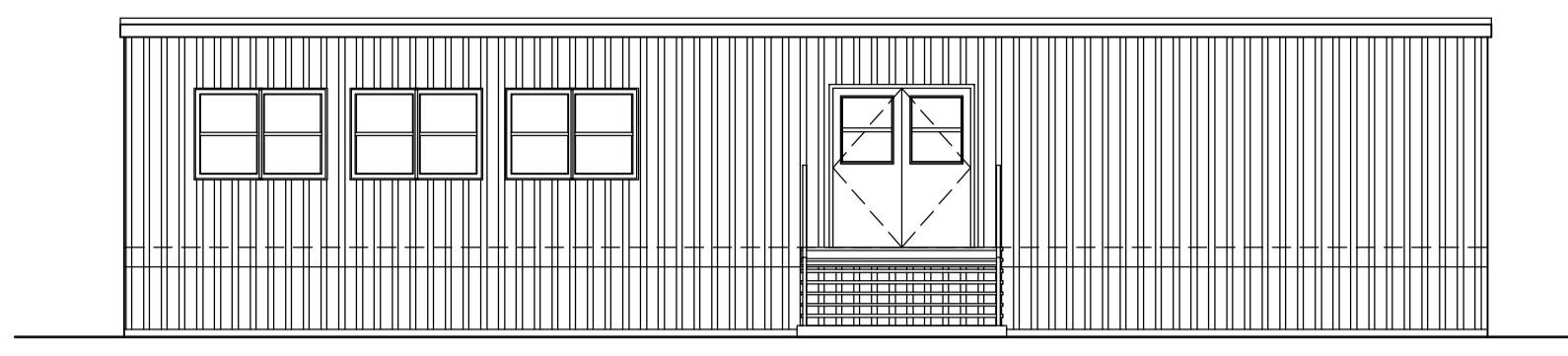


LOCATION (NAD83 UTM18)		
Point #	Easting (X=)	Northing (Y=)
10	686890.84	5845166.83
11	688258.16	5846996.33
12	688490.45	5846822.72
13	687342.24	5845286.39
14	687484.82	5845179.83
15	687334.55	5844978.77
16	687191.97	5845085.34
17	687123.13	5844993.22
18	687027.81	5845064.46
19	686969.14	5844985.96
20	686930.69	5845014.70
21	686989.36	5845093.19

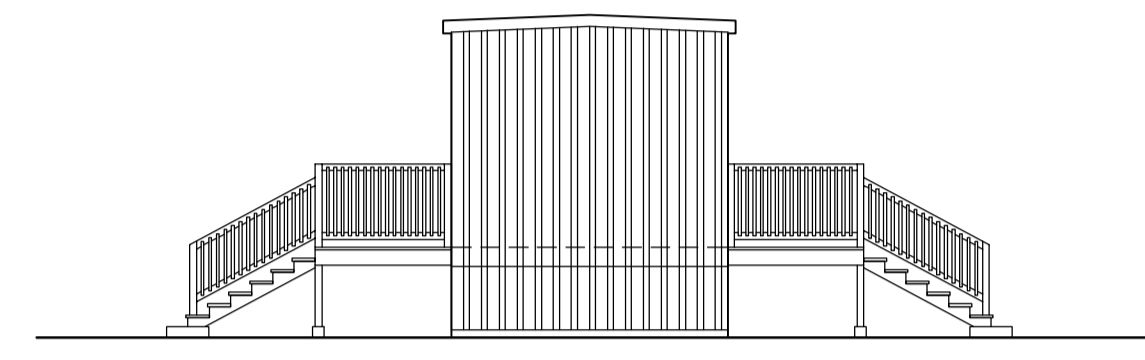
ISSUE REGISTER		ISSUE REGISTER		REVISION REGISTER		REVISION REGISTER		REFERENCE DRAWINGS NUMBER	
ISSUE No	REV. DATE (Y/M/D)	PURPOSE OF ISSUE	TRANSMISSION LETTER No	ISSUE No	REV. DATE (Y/M/D)	PURPOSE OF ISSUE	TRANSMISSION LETTER No	No	
3	00	2011-05-02	ISSUED FOR CLIENT REVIEW						
2	PB	2011-04-12	ISSUED FOR CLIENT REVIEW						
1	PA	2011-03-17	FOR COMMENTS						

PROFESSIONAL SEAL	 SNC-LAVALIN 455, René-Lévesque Blvd. West Montréal (Québec) Canada H2Z 1Z3		CLIENT	 stornoway (Canada) Inc.
DESIGNED	M. GREGOIRE	DISCIPLINE ENGINEER	PROJECT	RENARD PROJECT
DRAWN	A. DORION	ENGINEERING MANAGER	TITLE	RUNWAY PLAN VIEW TREE REMOVAL AREA
CHECKED	M. LACHANCE	PROJECT MANAGER	PROJECT No	504421
DATE	2011-03-08	CLIENT	SUBDIVISION	5910
SCALE	1:3000		SUBJECT	4L_DD
			SERIAL	0013
			REV.	00

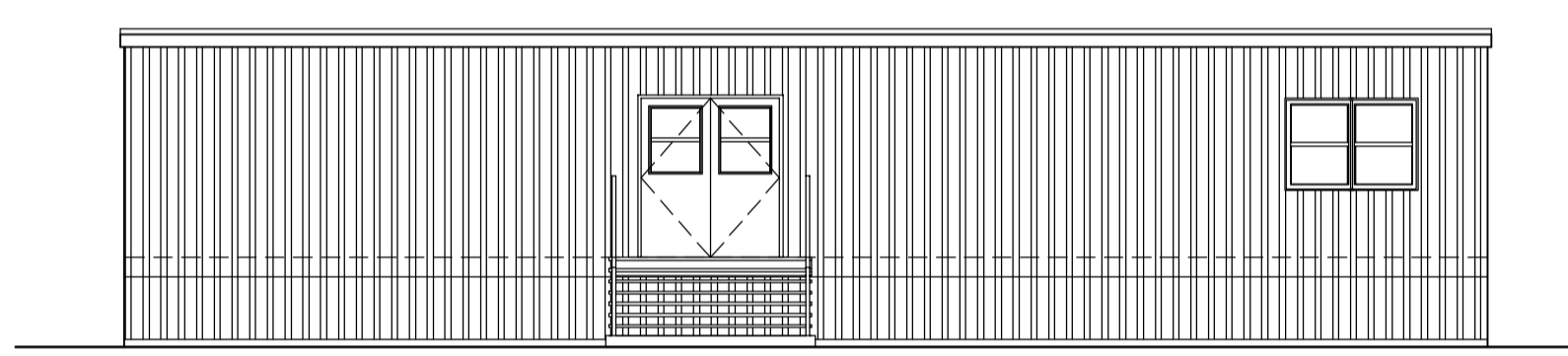
LAST SAVE: 2011/05/02 - 1:41pm  
 PATH: \\c:\projects\504421\4L\_Airport\Drawings\504421-5910-4LDD-0013\_00.dwg



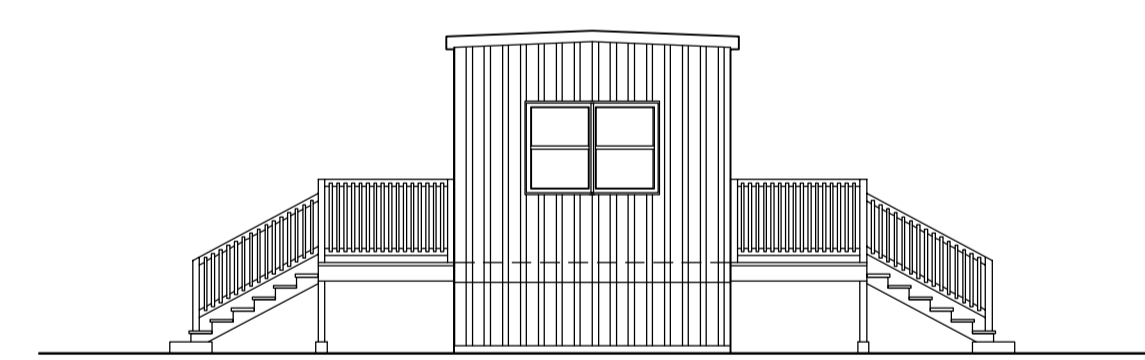
1 ELEVATION  
TERMINAL 1:100



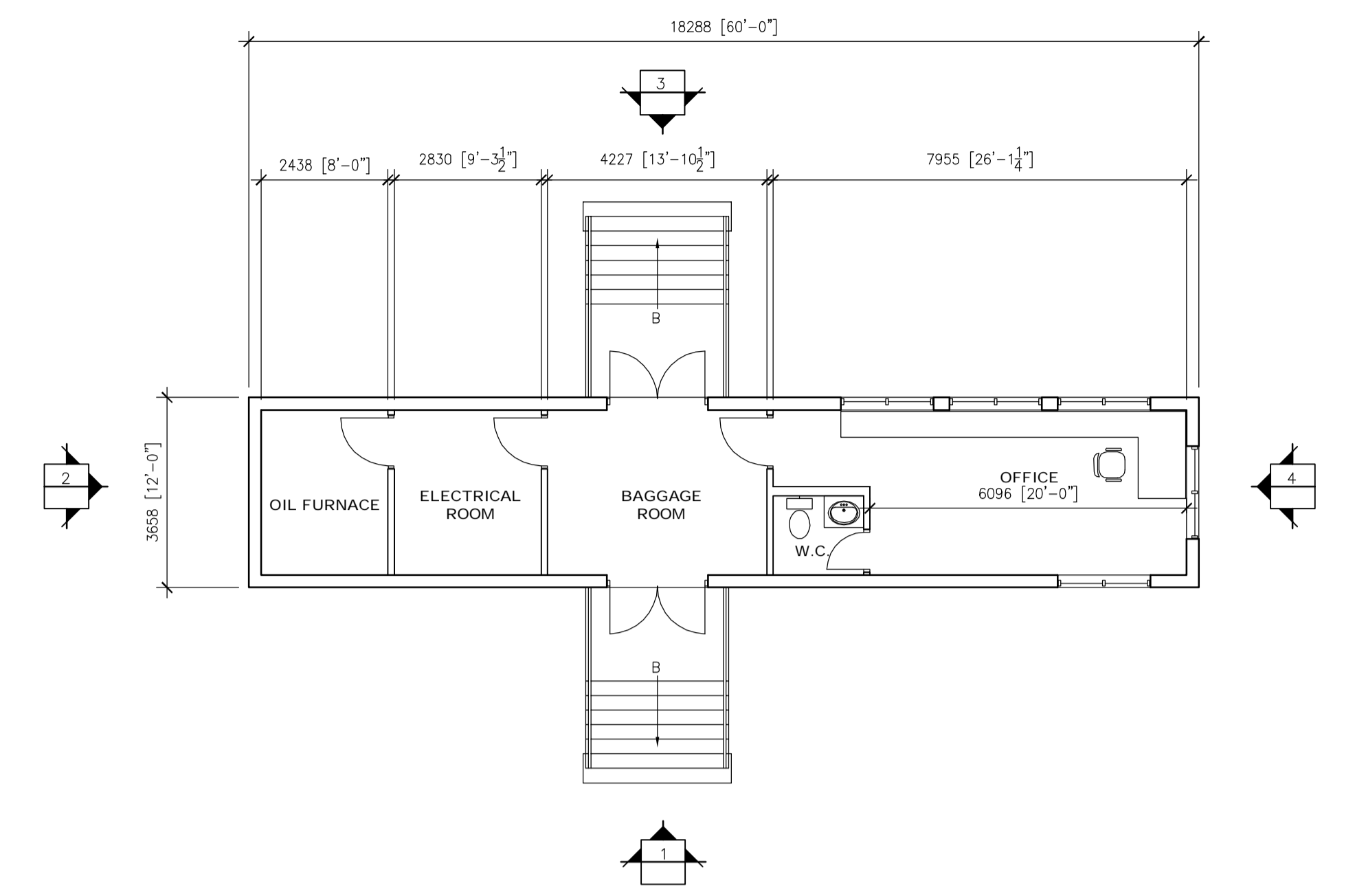
2 ELEVATION  
TERMINAL 1:100



3 ELEVATION  
TERMINAL 1:100



4 ELEVATION  
TERMINAL 1:100

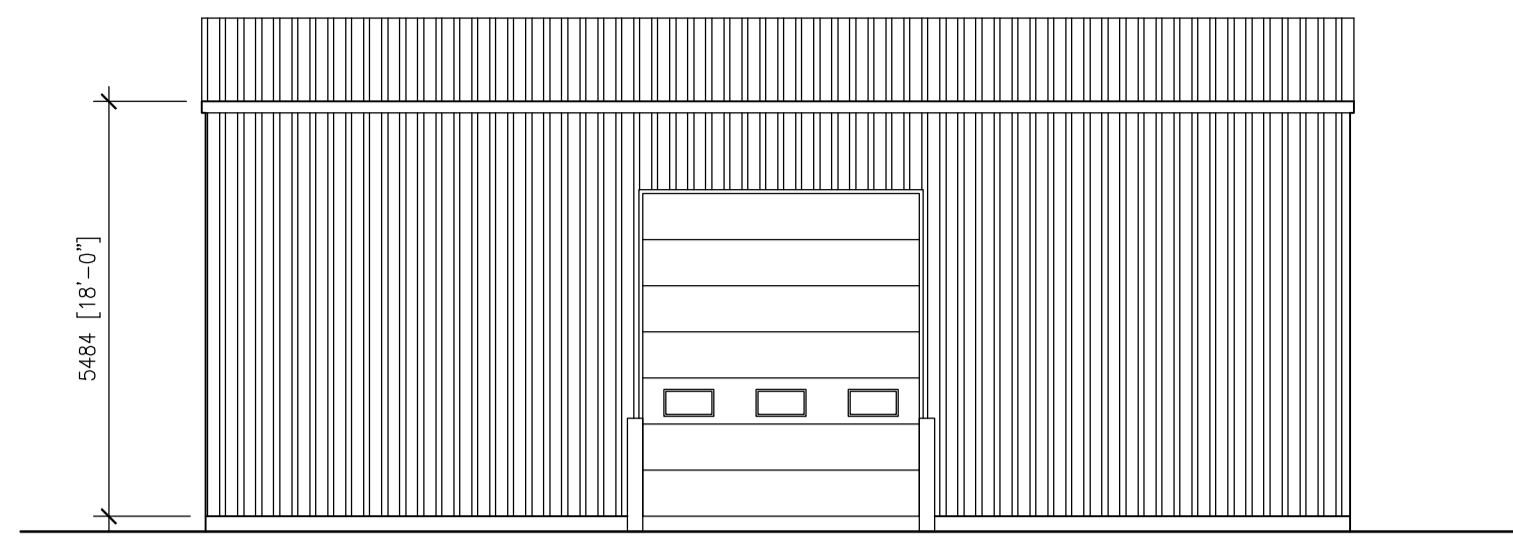


5 PLAN VIEW  
TERMINAL 1:100

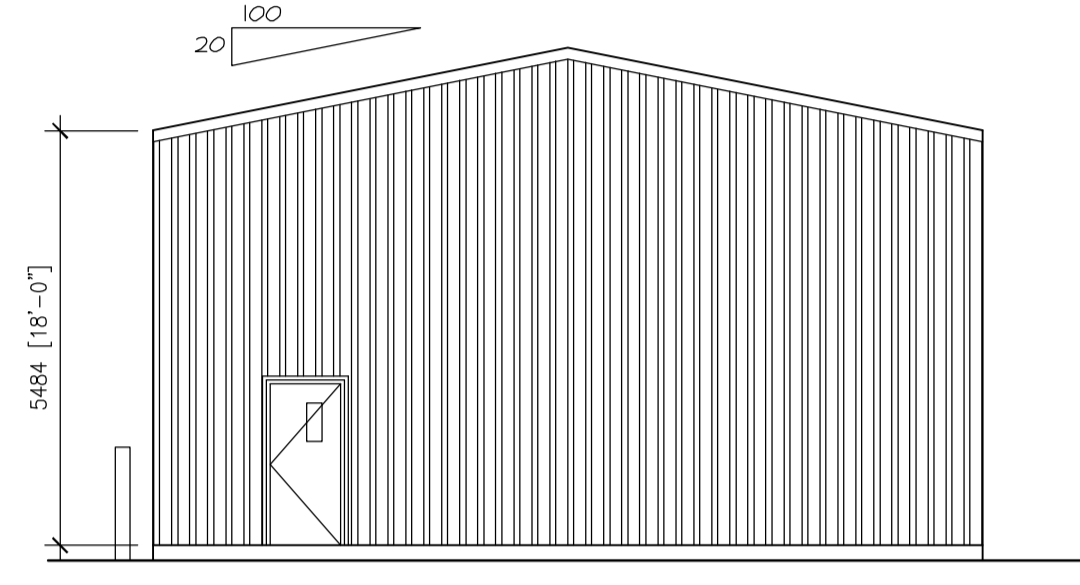
ISSUE No	REV.	DATE (Y/M/D)	PURPOSE OF ISSUE	TRANSMISSION LETTER No	ISSUE No	REV.	DATE (Y/M/D)	PURPOSE OF ISSUE	TRANSMISSION LETTER No	No	REVISION DESCRIPTION	DATE (Y/M/D)	INITIALS: * DESIGNED ** APPROVED	No	REVISION DESCRIPTION	DATE (Y/M/D)	INITIALS: * DESIGNED ** APPROVED	No	REFERENCE DRAWINGS NUMBER
06	01	2011/03/05	FOR BID																
05	00	2011/03/22	FOR BID																
04	PD	2011/03/14	FOR CLIENT REVIEW & COMMENT																
03	PC	2011/03/11	FOR INTERNAL COORDINATION																
02	PB	2011/02/21	FOR CLIENT REVIEW & COMMENT																
01	PA	2011/02/18	FOR INTERNAL COORDINATION																

PROFESSIONAL SEAL	 SNC-LAVALIN 455, René-Lévesque Blvd. West Montréal (Québec) Canada H2Z 1Z3	 BOUCHER LACHANCE ARCHITECTES	CLIENT	 les diamants stornoway (Canada) inc.
DESIGNED B.L.	PREPARATION	APPROVAL	PROJECT	RENARD PROJECT
DRAWN S.F.	ENGINEERING MANAGER		TITLE	AIRPORT TERMINAL BUILDING PLAN VIEWS, ELEVATIONS
CHECKED G.B./M.L.	PROJECT MANAGER		PROJECT No	504421
DATE 2011/02/18	CLIENT		SUBDIVISION	5940
SCALE AS SHOWN			SUBJECT	44 D1
			SERIAL	0001
			REV.	01

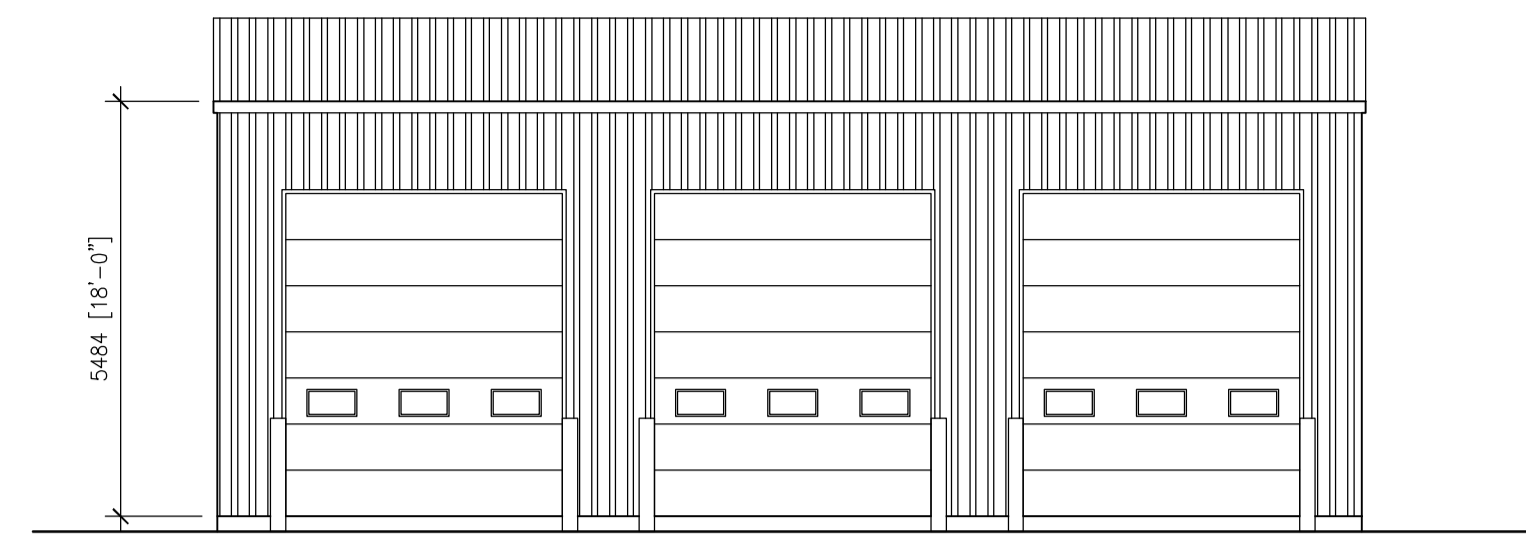
LAST SAVE: 2011/04/05 - 2:35pm  
 PATH: R:\504421\44\_Architecture\504421-5940-4401-0001-01.dwg



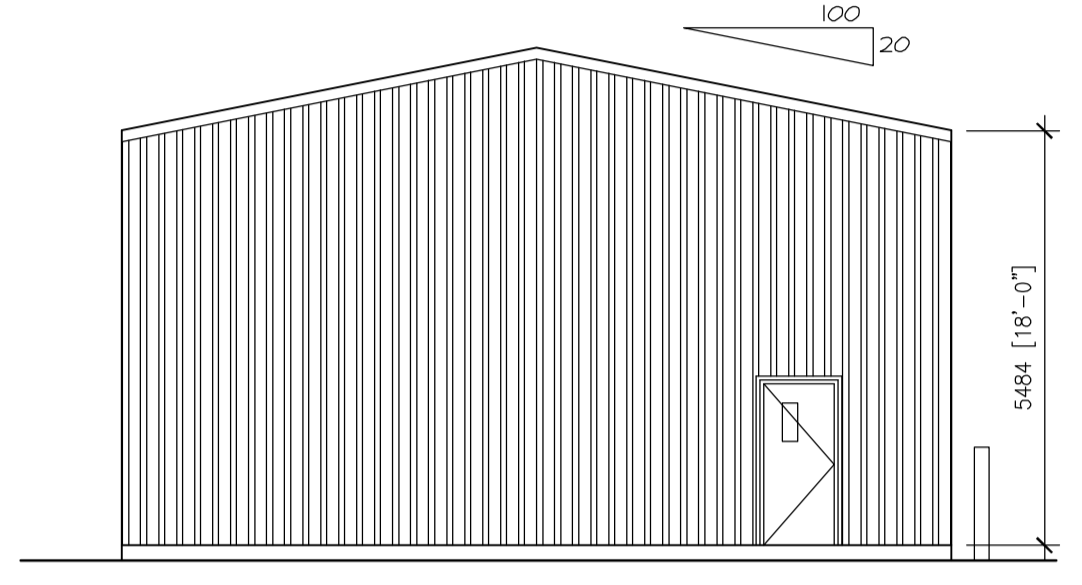
1 ELEVATION 1:100



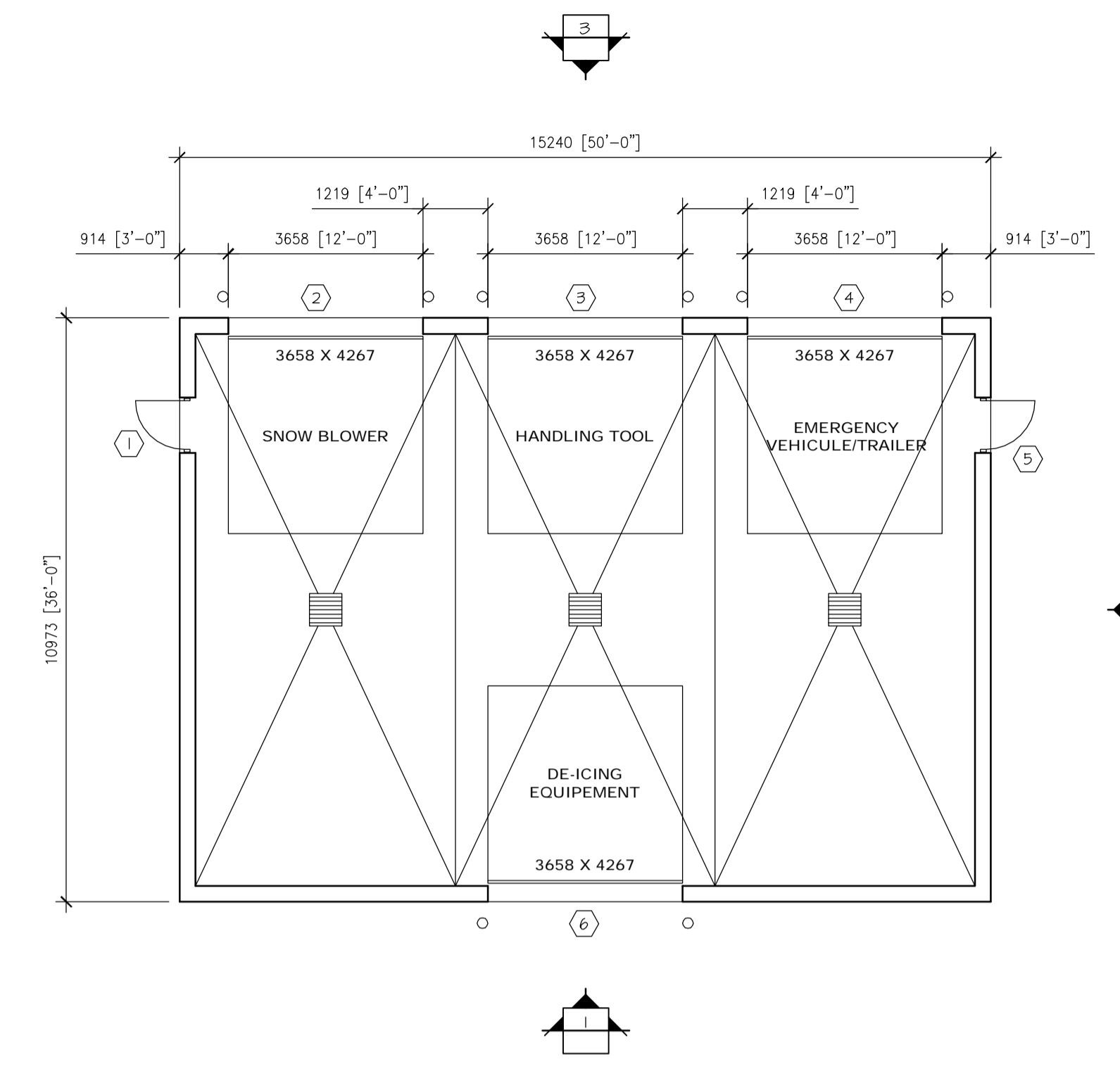
2 ELEVATION 1:100



3 ELEVATION 1:100



4 ELEVATION 1:100

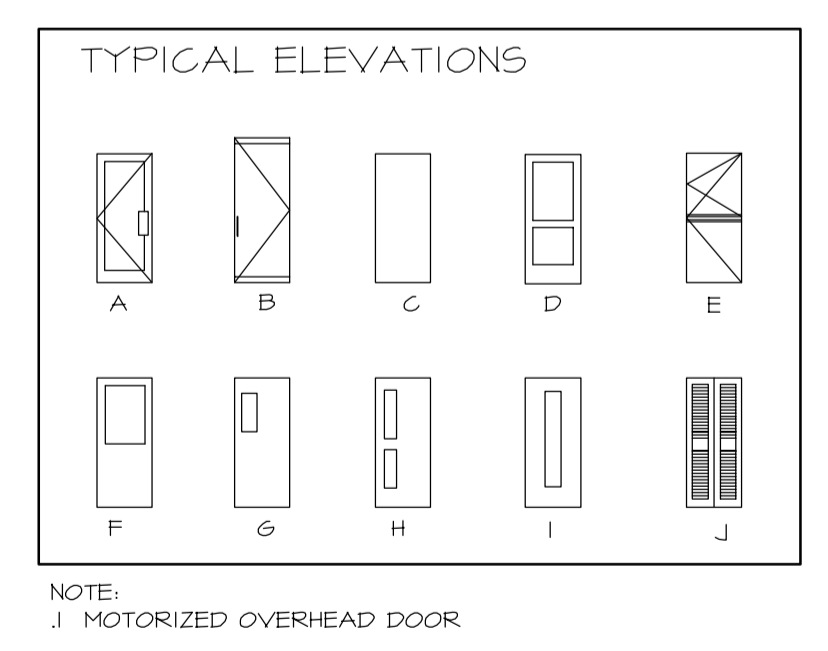


5 1ST FLOOR 1:100

DOORS AND FRAMES REGISTER (I)		DOORS/WINDOWS				GLASS				FRAMES		HARDWARE						NOTE											
NO	DESTINATIONS	FIRE ULC	ELEVATION	TYPICAL FINISH	THICKNESS	WIDTH	HEIGHT	CONSTRUCTION	PLATE GLASS	INSULATING GLASS	TREMPERED	WIRED	LAMINATED	TEINTED	CONSTRUCTION	FINISH	ELEVATION		NO	HINGES	LOCK	PULL HANDLE	PUSH HANDLE	FOOT PLATE	CLOSER	SOUND PROOF STOPPER	THRESHOLD	WEATHERSTRIP	
1	EXT. TO SNOW BLOWER		6	P	45	414	2134	HM/IN		●					HM/IN	P		1	●	SI		●	●			AL	●		J
2	EXT. TO SNOW BLOWER				3658	4267												2											J
3	EXT. TO HANDLING TOOL				3658	4267												3											J
4	EXT. TO EMERGENCY VEHICLE/TRAILER				3658	4267												4											J
5	EXT. TO EMERGENCY VEHICLE/TRAILER	6	P	45	414	2134	HM/IN		●						HM/IN	P		5	●	SI		●	●			AL	●		J
6	EXT. TO DE-ICING EQUIPMENT				3658	4267												6											J

(I) DOORS AND FRAMES IN EXTERIOR WALL ONLY  
SI PANIC EXIT DEVICE WITH ENTRANCE FUNCTION

KEY	
AL	ALUMINUM
HM	HOLLOW METAL
AN	ANODISED
ACOD	ACOD
IN	INSULATED
P	PAINT

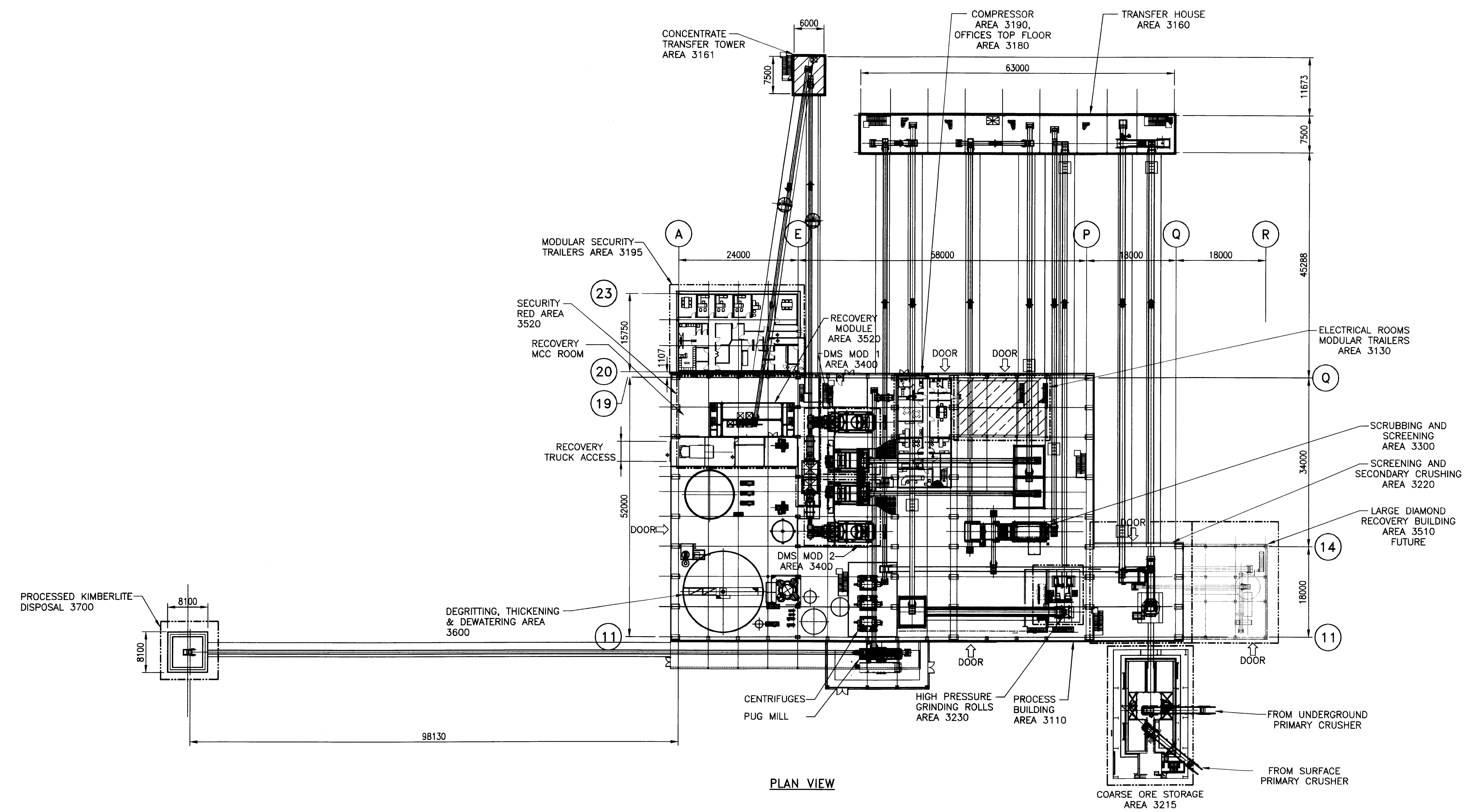
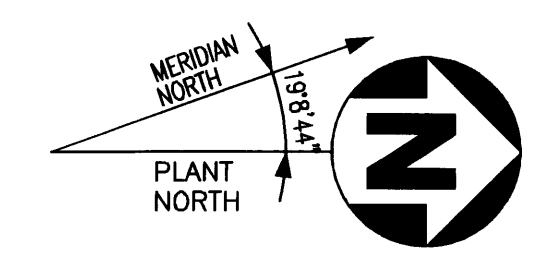


ISSUE No	REV.	DATE (Y/M/D)	PURPOSE OF ISSUE	TRANSMISSION LETTER No	ISSUE No	REV.	DATE (Y/M/D)	PURPOSE OF ISSUE	TRANSMISSION LETTER No	No	REVISION DESCRIPTION	DATE (Y/M/D)	INITIALS: * DESIGNED ** APPROVED	No	REVISION DESCRIPTION	DATE (Y/M/D)	INITIALS: * DESIGNED ** APPROVED	No	REFERENCE DRAWINGS NUMBER
03	00	2011/04/18	FOR BID																
02	PB	2011/02/21	FOR CLIENT REVIEW & COMMENT		PB			SECOND ISSUE			2011/02/21	B.L. G.B.							
01	PA	2011/02/18	FOR INTERNAL COORDINATION		PA			FIRST ISSUE			2011/02/18	B.L. G.B.							

PROFESSIONAL SEAL	 SNC-LAVALIN 465, René-Lévesque Blvd. West Montréal (Québec) Canada H2Z 1Z3	 BOUCHER LACHANCE ARCHITECTES	CLIENT  stornoway (Canada) inc.
DESIGNED B.L.	PREPARATION	APPROVAL	PROJECT RENARD PROJECT
DRAWN S.F.	CHECKED G.B./M.L.	CLIENT	TITLE: SITE UTILITIES AND INFRASTRUCTURES RUNWAY EQUIPMENT MAINTENANCE GARAGE PLAN VIEWS, ELEVATIONS
DATE 2011/02/18	SCALE AS SHOWN	PROJECT No 504421	SUBDIVISION 5980
		SUBJECT 44	SERIAL D1
		REV. 0001	REV. 00

LAST SAVE: 2011/04/18 - 8:52am  
 PATH: R:\504421\41\_Architecture\Emissions\2011-04-18 - Issued for BID\504421-5980-4401-0001-00.dwg

# **USINE DE TRAITEMENT DU MINERAI**



PLAN VIEW

LAST SAVE: 2011/09/20 - 3:01pm  
 PATH: P:\CAD\MEC\Fed Feb\_11 Drawings\504421-3000-4502-0100.dwg

ISSUE REGISTER				ISSUE REGISTER				REVISION REGISTER				REVISION REGISTER				REVISION REGISTER				REVISION REGISTER				
ISSUE No	REV.	DATE (Y/M/D)	PURPOSE OF ISSUE	TRANSMISSION LETTER No	ISSUE No	REV.	DATE (Y/M/D)	PURPOSE OF ISSUE	TRANSMISSION LETTER No	No	REVISION DESCRIPTION	DATE (Y/M/D)	*	**	No	REVISION DESCRIPTION	DATE (Y/M/D)	*	**	No	REVISION DESCRIPTION	DATE (Y/M/D)	*	**
4	01	2011-09/23	ISSUED FOR FEASIBILITY STUDY																					
3	00	2011-06/03	ISSUED FOR FEASIBILITY STUDY																					
2	PB	2011/04/08	ISSUED FOR CLIENT REVIEW																					
1	PA	2011/03/17	ISSUED FOR INTERNAL REVIEW																					

PROFESSIONAL SEAL

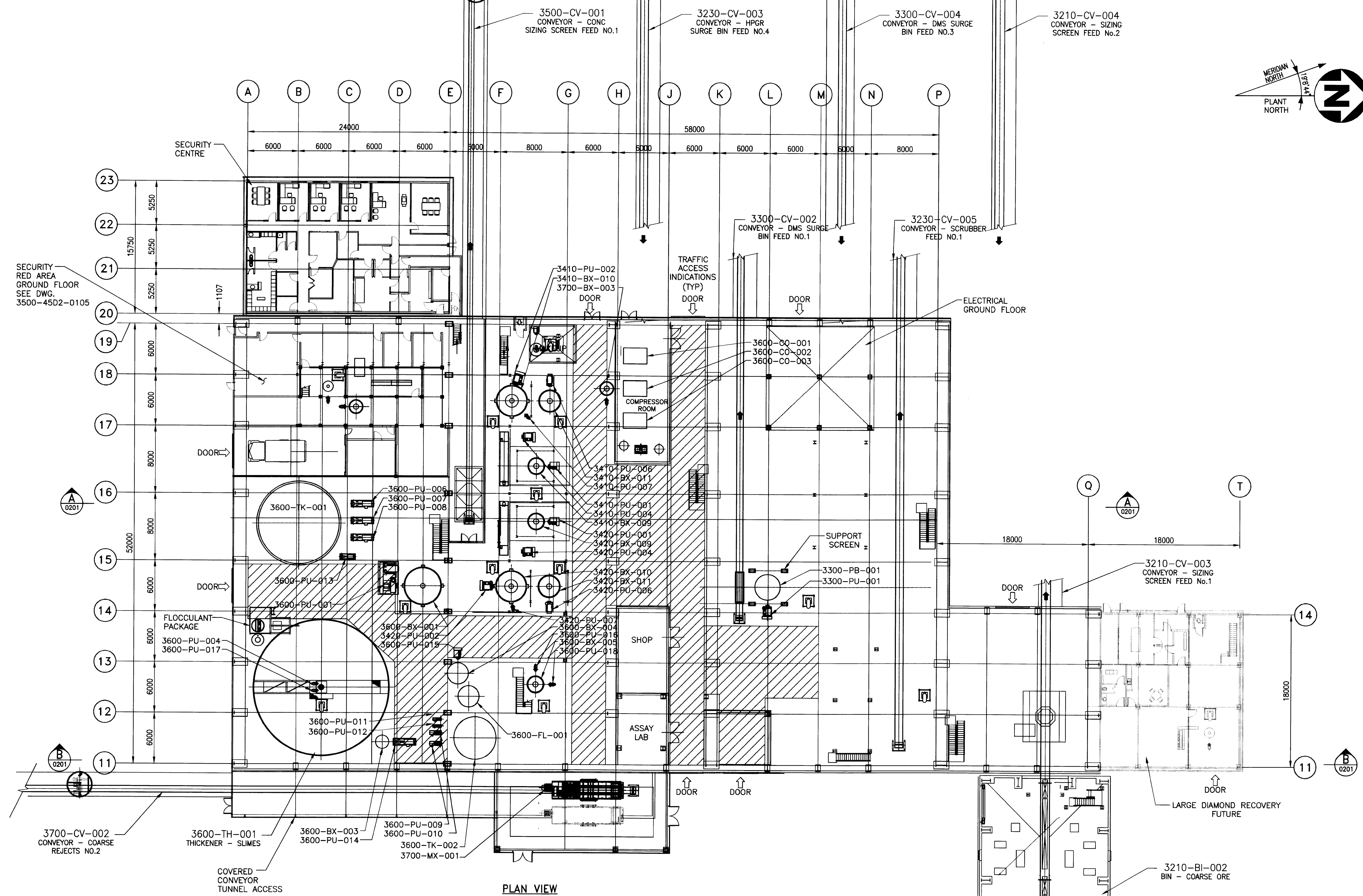
**SNC-LAVALIN**  
 SNC-LAVALIN  
 455, René-Lévesque Blvd. West  
 Montréal (Québec) Canada H2Z 1Z3

**amec**

PREPARATION: DESIGNED F. KLAPWIJK, DRAWN F. KLAPWIJK, CHECKED K. RIDLEY, DATE 2011/03/11

APPROVAL: DISCIPLINE ENGINEER, ENGINEERING MANAGER, PROJECT MANAGER H. RYANS, CLIENT

CLIENT				
PROJECT	RENARD PROJECT			
TITLE	PROCESS BUILDING OVERALL LAYOUT			
PROJECT No	SUBDIVISION	SUBJECT	SERIAL	REV.
504421	3000	45 D2	0100	01



PLAN VIEW

LAST SAVE: 2011/09/20 - 3:02pm  
 PATH: P:\CAD\MCC\Fed Feb\_11 Drawings\504421-3000-4502-0101.dwg

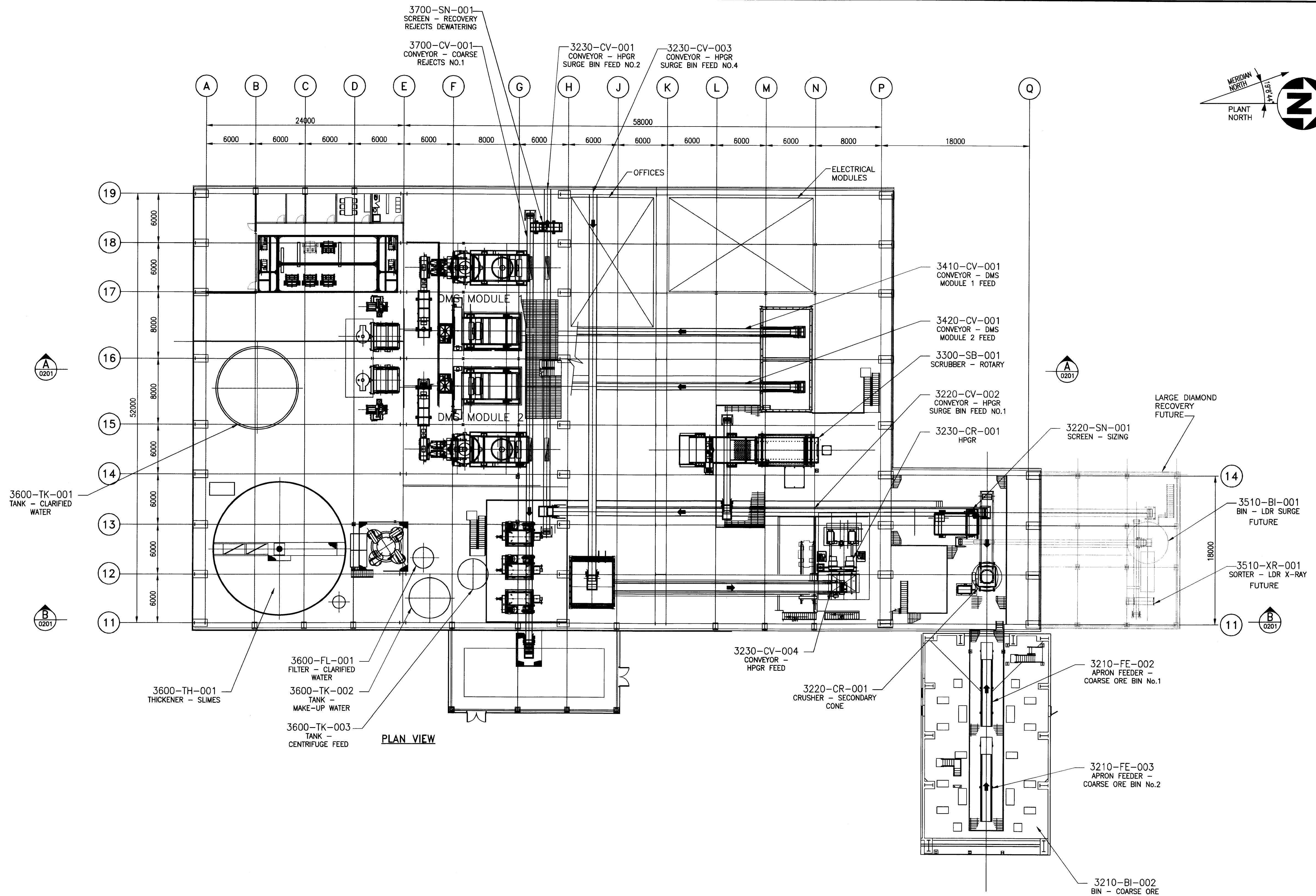
ISSUE REGISTER		ISSUE REGISTER		REVISION REGISTER		REVISION REGISTER		REVISION REGISTER		REFERENCE DRAWINGS NUMBER	
ISSUE No	REV.	DATE (Y/M/D)	PURPOSE OF ISSUE	TRANSMISSION LETTER No	ISSUE No	REV.	DATE (Y/M/D)	PURPOSE OF ISSUE	TRANSMISSION LETTER No	No	DESCRIPTION
4	01	2011/09/23	ISSUED FOR FEASIBILITY STUDY								
3	00	2011/06/03	ISSUED FOR FEASIBILITY STUDY								
2	PB	2011/04/08	ISSUED FOR CLIENT REVIEW								
1	PA	2011/03/17	ISSUED FOR INTERNAL REVIEW								

PROFESSIONAL SEAL <b>SNC-LAVALIN</b> SNC-LAVALIN 455, René-Lévesque Blvd. West Montréal (Québec) Canada H2Z 1Z3		<b>amec</b> PREPARATION DESIGNED F. KLAPWIJK DRAWN F. KLAPWIJK CHECKED K. RIDLEY DATE 2011/03/11 SCALE 1:250		CLIENT <b>stornoway</b> les diamants <b>RENRAD PROJECT</b> PROJECT <b>RENRAD PROJECT</b> TITLE <b>PROCESS BUILDING          GROUND FLOOR</b>	
APPROVAL DISCIPLINE ENGINEER ENGINEERING MANAGER PROJECT MANAGER H. RYANS CLIENT		PROJECT No <b>504421</b> SUBDIVISION <b>3000</b> SUBJECT <b>45   D2</b> SERIAL <b>0101</b> REV. <b>01</b>			



P:\CAD\MEC\Ferd Feb\_11 Drawings\504421-3000-4502-0102.dwg, 9/20/2011 3:54:56 PM, ts:batchplot, C:\D TD PDF.ac3, FEPC-KLAPWIJK \\\AN-FS\PO0166860

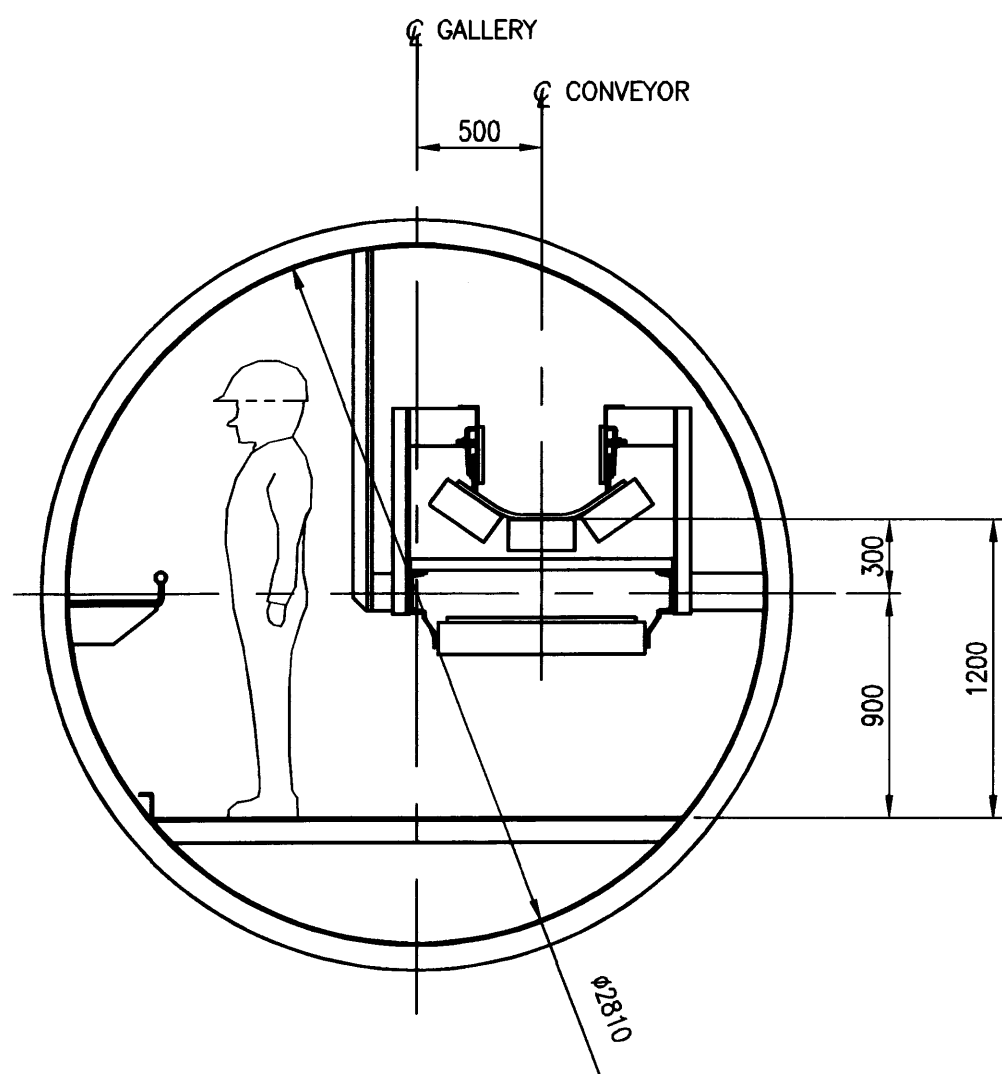
LAST SAVE: 2011/09/20 - 3:05pm  
 PATH: P:\CAD\MEC\Ferd Feb\_11 Drawings\504421-3000-4502-0102.dwg



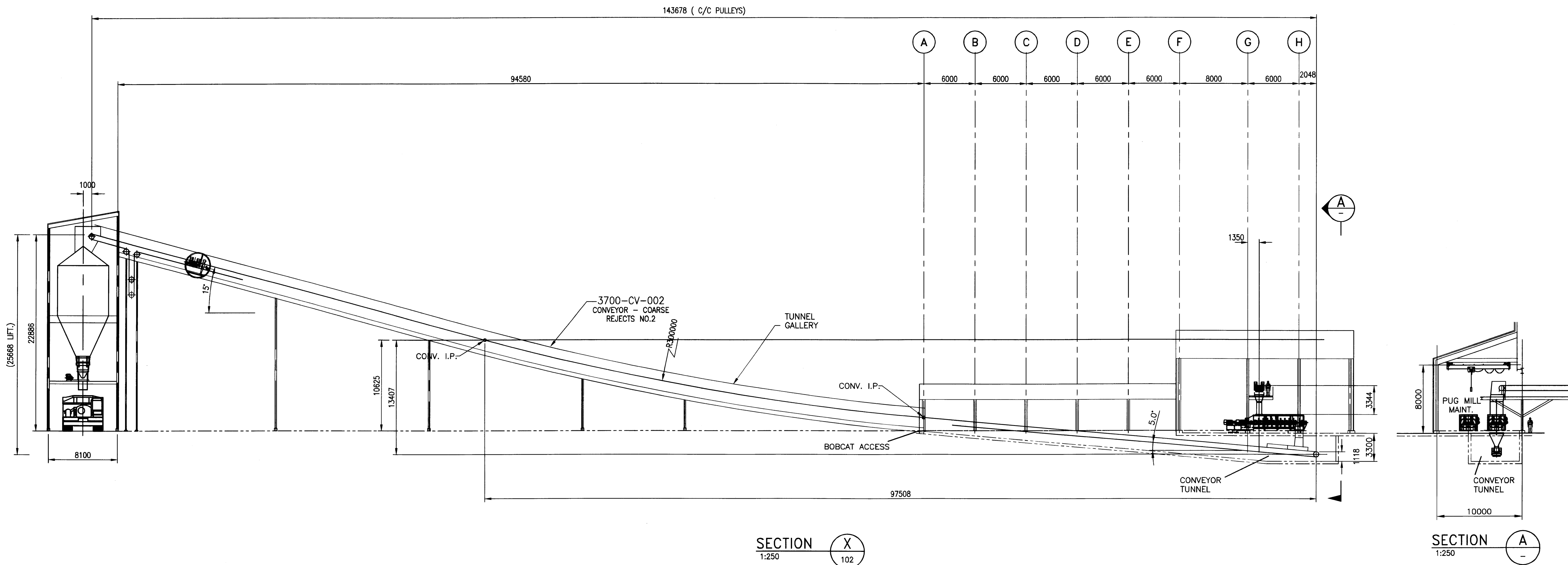
ISSUE No	REV.	DATE (Y/M/D)	PURPOSE OF ISSUE	TRANSMISSION LETTER No	ISSUE No	REV.	DATE (Y/M/D)	PURPOSE OF ISSUE	TRANSMISSION LETTER No	No	REVISION DESCRIPTION	DATE (Y/M/D)	**	No	REVISION DESCRIPTION	DATE (Y/M/D)	**	No	REFERENCE DRAWINGS NUMBER
ISSUE REGISTER										ISSUE REGISTER									
4	01	2011/09/23	ISSUED FOR FEASIBILITY STUDY																
3	00	2011/06/03	ISSUED FOR FEASIBILITY STUDY																
2	PB	2011/04/08	ISSUED FOR CLIENT REVIEW																
1	PA	2011/03/17	ISSUED FOR INTERNAL REVIEW																

PROFESSIONAL SEAL	 SNC-LAVALIN 455, Rue Lévesque, Bld. West Montréal (Québec) Canada H2Z 1Z3	 amec	CLIENT	 stornoway (Canada) Inc.
DESIGNED	F. KLAPWIJK <i>FKL</i>	DISCIPLINE ENGINEER	PROJECT	RENARD PROJECT
DRAWN	F. KLAPWIJK <i>FKL</i>	ENGINEERING MANAGER	TITLE	PROCESS BUILDING OPERATING FLOOR
CHECKED	K. RIDLEY	PROJECT MANAGER		
DATE	2011/03/11	CLIENT		
SCALE	1:250		PROJECT No	504421
			SUBDIVISION	3000
			SUBJECT	45 D2
			SERIAL	0102
			REV.	01

504421/1/HEH - FRAME A1 HORIZONTAL ENGLISH



TYP. SECTION THROUGH GALLERY  
1:30



SECTION X  
1:250

SECTION A  
1:250

LAST SAVE: 2011/09/20 - 12:07PM  
 PATH: F:\CAD\MEC\Ferd Feb\_11 Drawings\504421-3000-4502-0200.dwg

ISSUE REGISTER		ISSUE REGISTER		REVISION REGISTER		REVISION REGISTER	
ISSUE No	REV. DATE (Y/M/D)	PURPOSE OF ISSUE	TRANSMISSION LETTER No	ISSUE No	REV. DATE (Y/M/D)	PURPOSE OF ISSUE	TRANSMISSION LETTER No
4	01	2011/09/23	ISSUED FOR FEASIBILITY STUDY				
3	00	2011/06/03	ISSUED FOR FEASIBILITY STUDY				
2	PB	2011/03/30	ISSUED FOR CLIENT REVIEW				
1	PA	2011/03/17	ISSUED FOR INTERNAL REVIEW				

PROFESSIONAL SEAL

**SNC-LAVALIN**  
 SNC-LAVALIN  
 400, Rue du Labriquet Blvd. West  
 Montreal (Quebec) Canada H2Z 1Z3

**amec**

DESIGNED F. KLAPWIJK <i>PK</i>	APPROVAL DISCIPLINE ENGINEER
DRAWN F. KLAPWIJK/S. MCKAY <i>PK</i>	ENGINEERING MANAGER
CHECKED	PROJECT MANAGER H. RYANS <i>H.R.</i>
DATE 2011/03/11	CLIENT

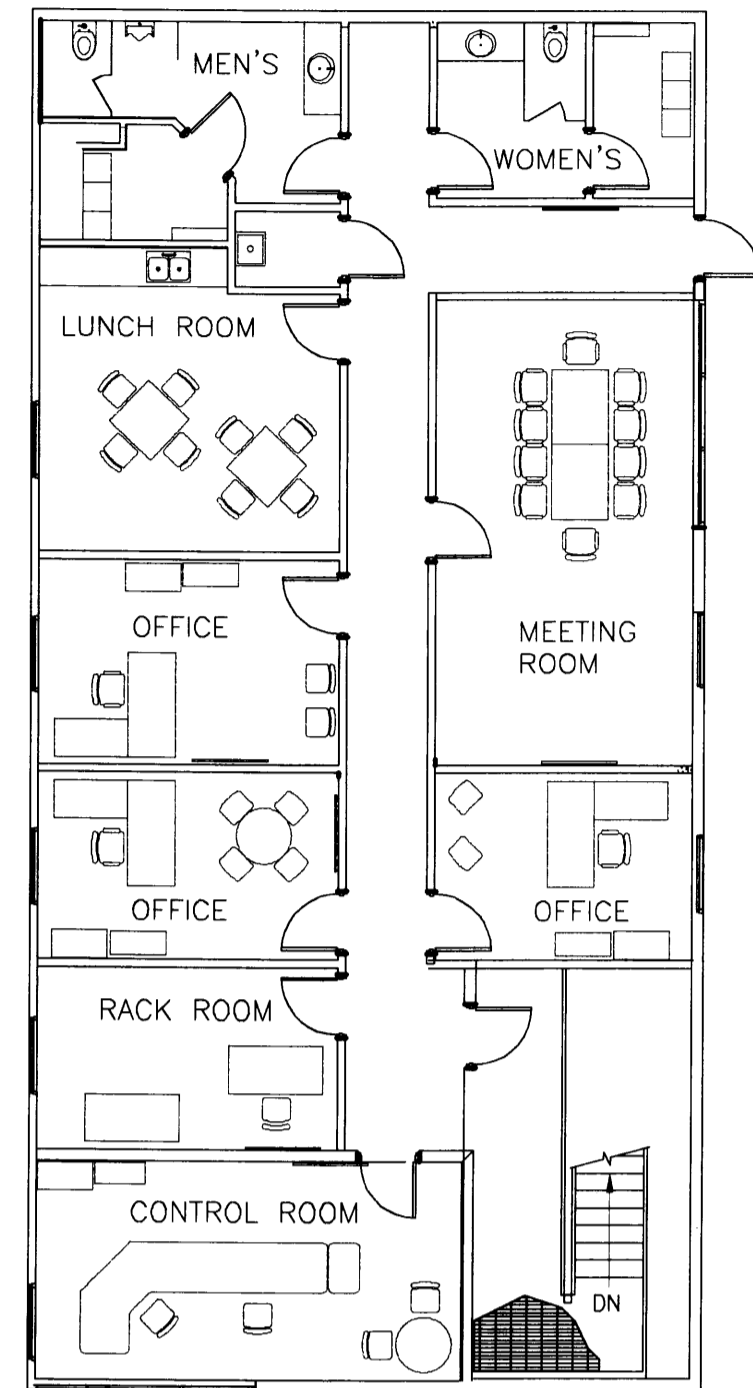
CLIENT **stornoway**  
les diamants (Canada) Inc.

PROJECT **RENARD PROJECT**

TITLE **CONVEYOR PROFILE SHEET 1**

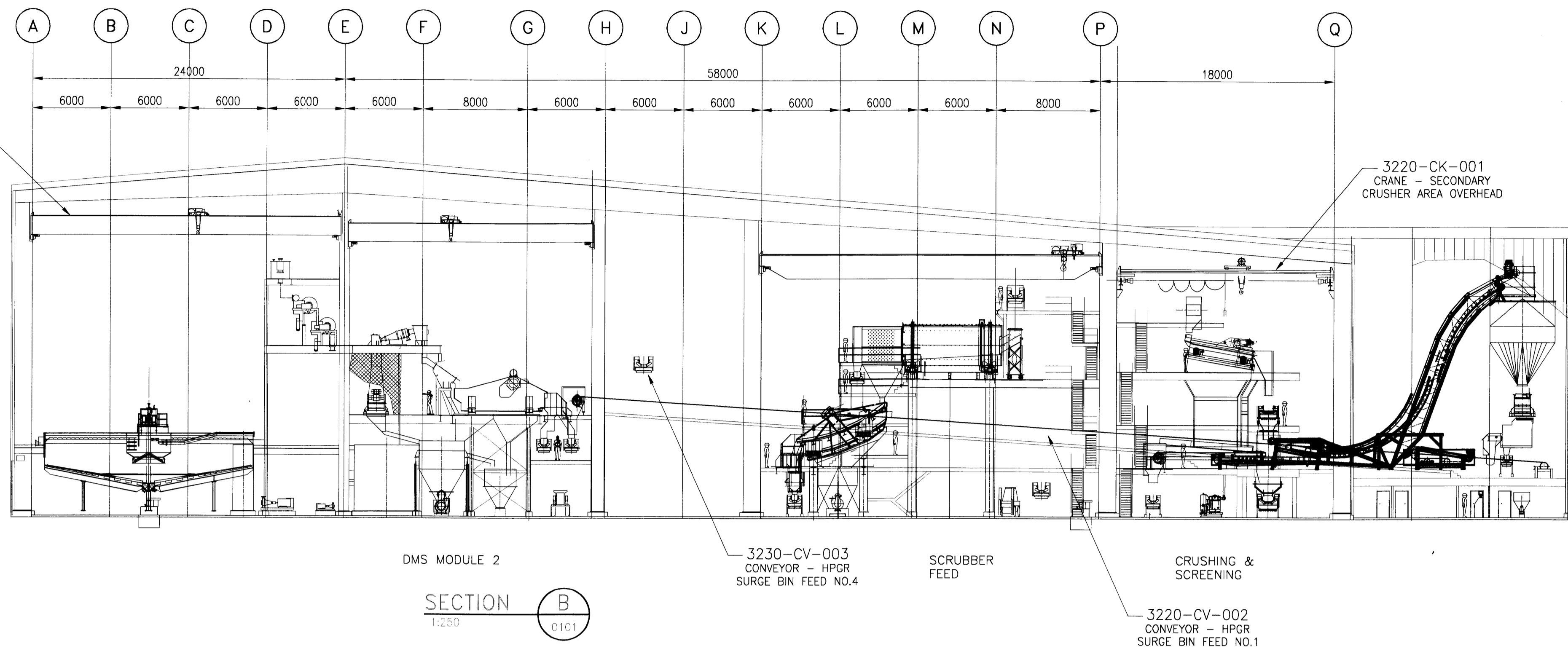
PROJECT No	SUBDIVISION	SUBJECT	SERIAL	REV.
504421	3000	45 D2	0200	01

504421AHEN - FRAME AT HORIZONTAL ENGLISH



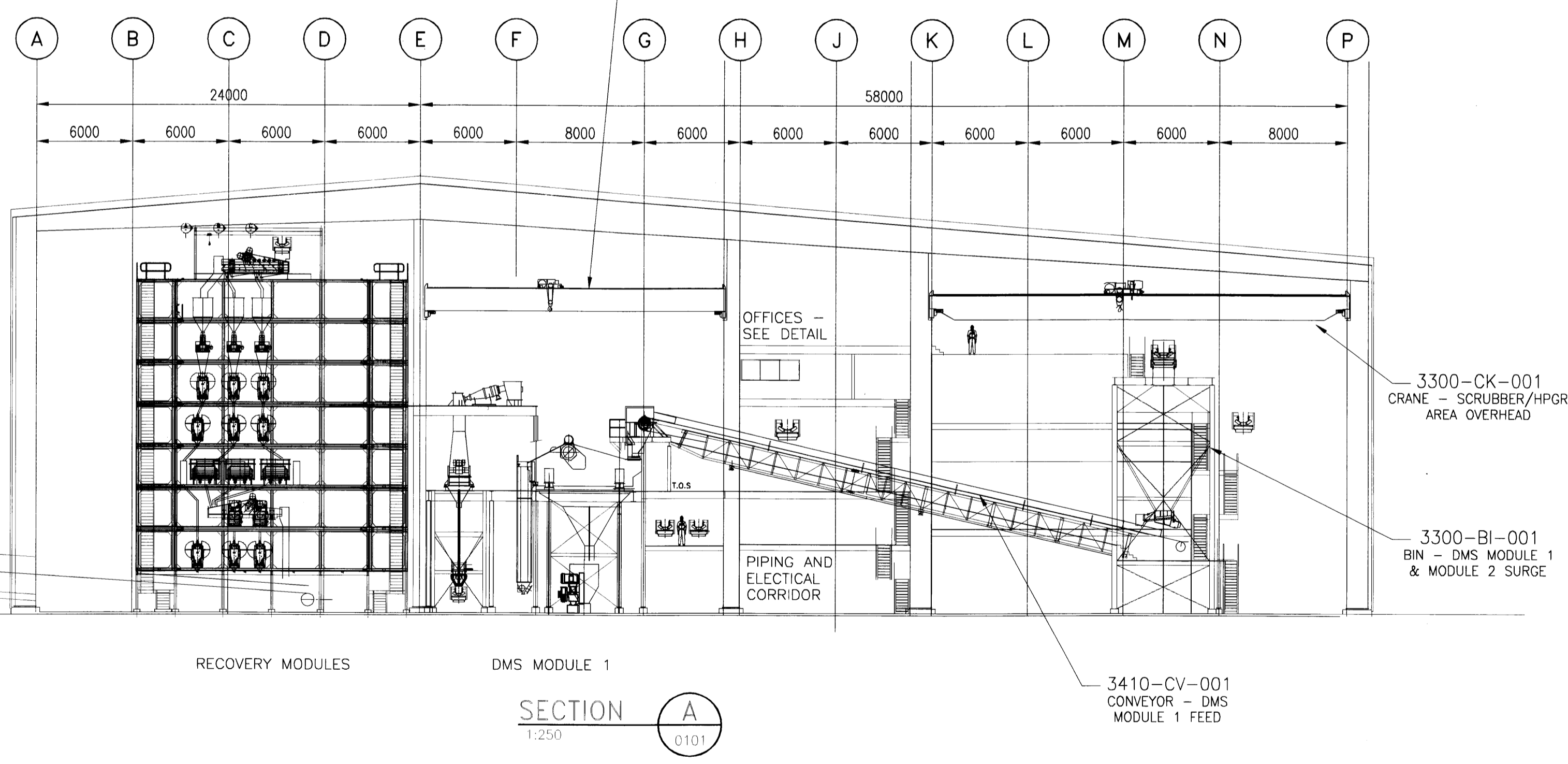
OFFICES & CONTROL ROOM  
N.T.S.

3600-CK-001  
CRANE - THICKENER  
AREA OVERHEAD



SECTION B  
1:250  
0101

3410-CK-001  
CRANE - DMS AREA  
OVERHEAD



SECTION A  
1:250  
0101

ISSUE REGISTER				ISSUE REGISTER				REVISION REGISTER				REVISION REGISTER				REFERENCE DRAWINGS NUMBER			
ISSUE No	REV.	DATE (Y/M/D)	PURPOSE OF ISSUE	TRANSMISSION LETTER No	ISSUE No	REV.	DATE (Y/M/D)	PURPOSE OF ISSUE	TRANSMISSION LETTER No	No	REVISION DESCRIPTION	DATE (Y/M/D)	**	No	REVISION DESCRIPTION	DATE (Y/M/D)	**		
3	00	2011/06/03	ISSUED FOR FEASIBILITY STUDY																
2	PB	2011/04/08	ISSUED FOR CLIENT REVIEW																
1	PA	2011/03/17	ISSUED FOR INTERNAL REVIEW																

PROFESSIONAL SEAL

**SNC-LAVALIN**  
SNC-LAVALIN  
450, Rue Lévesque Blvd. West  
Montreal (Quebec) Canada H2Z 1Z3

**amec**

PREPARATION: DESIGNED F. KLAPWIJK, DRAWN F. KLAPWIJK, CHECKED K. RIDLEY, DATE 2011/03/11, SCALE 1:250

APPROVAL: DISCIPLINE ENGINEER, ENGINEERING MANAGER, PROJECT MANAGER H. RYANS, CLIENT

CLIENT: **stornoway** (canada) inc.

PROJECT: **RENARD PROJECT**

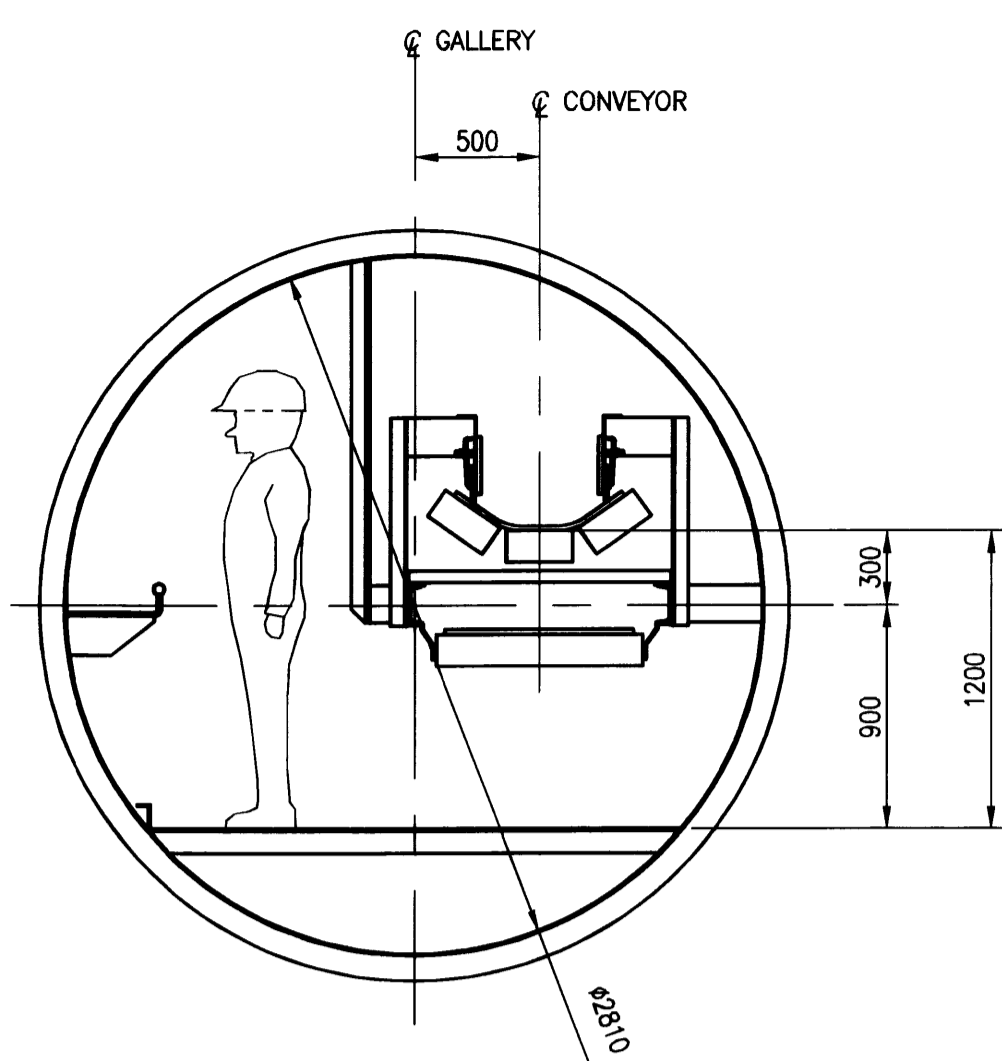
TITLE: **BUILDING - SECTION A & B**

PROJECT No	SUBDIVISION	SUBJECT	SERIAL	REV.
504421	3000	45 / D2	0201	00

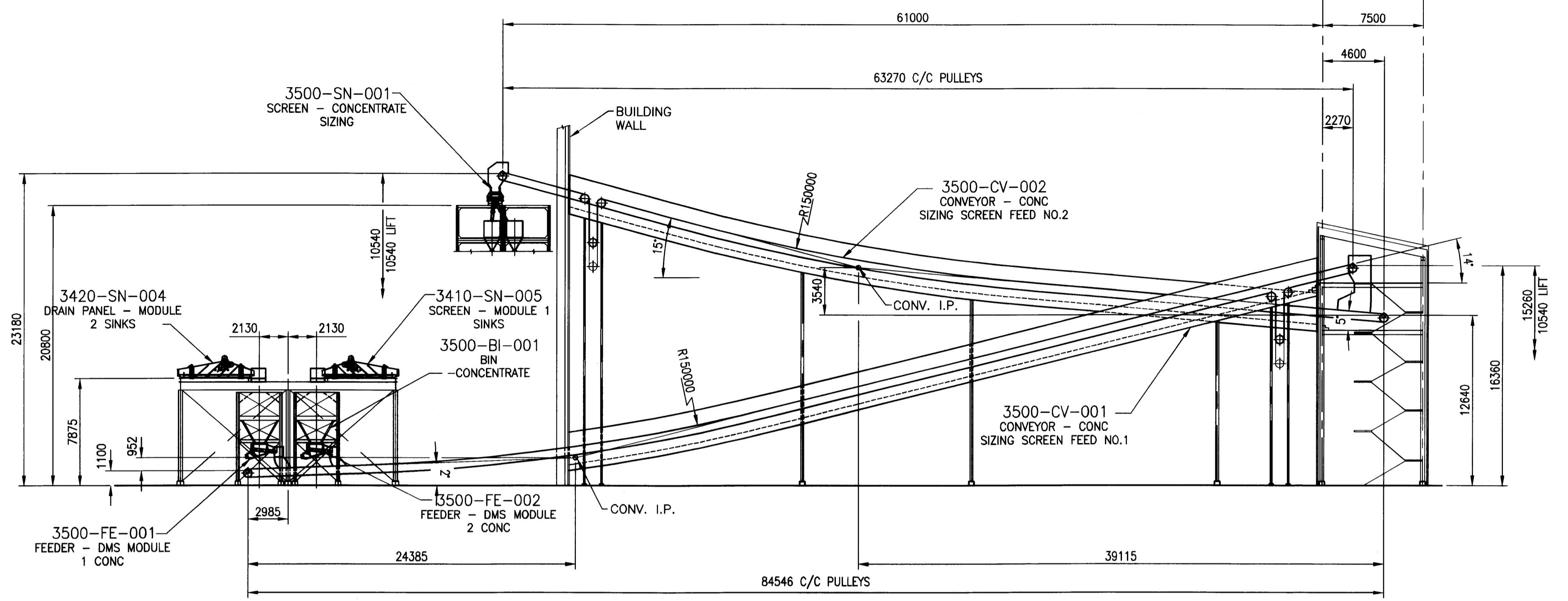
504421A11EN - FRAME A1 HORIZONTAL ENGLISH

P:\C-D\MEC\_Ford\_Feb\_11\_Drawings\504421-3300-4502-201.dwg, 6, 3, 2011, 4:45:23 PM, JN-7D.pcs, KUPITS, RIDLEY, JN-FN-FS1, P00166660

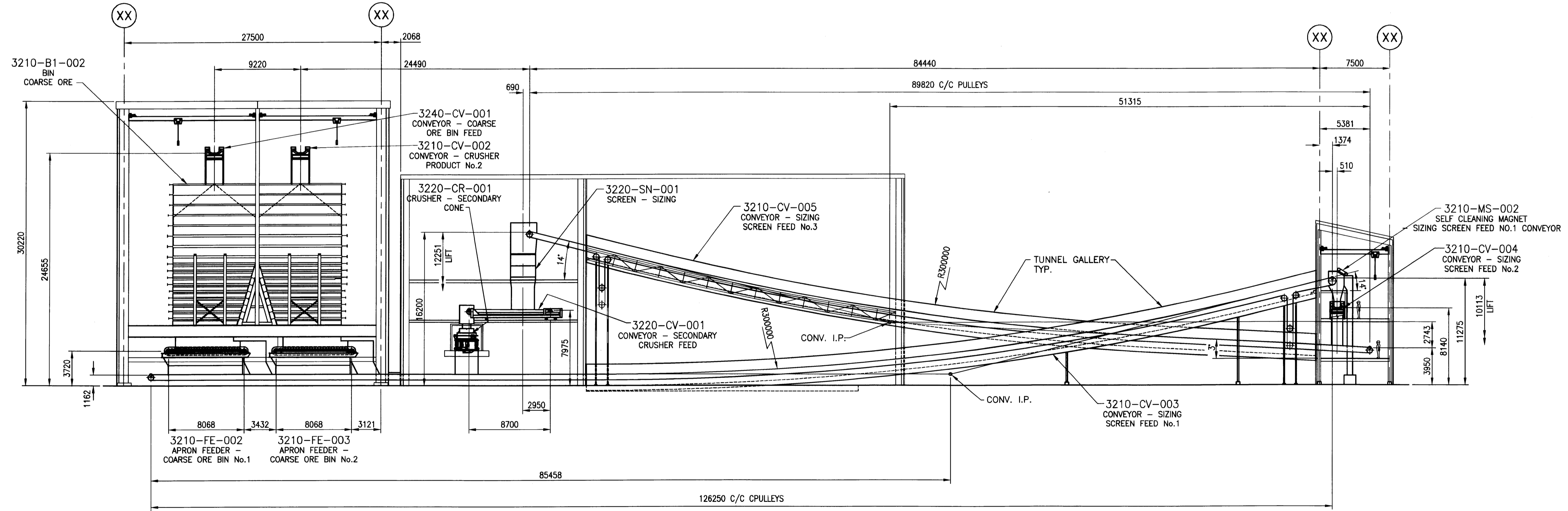
LAST SAVE: 2011/06/03 4:45pm  
PATH: P:\C-D\MEC\_Ford\_Feb\_11\_Drawings\504421-3000-4502-0201.dwg



TYP. SECTION THROUGH GALLERY  
1:30



SECTION X  
1:250



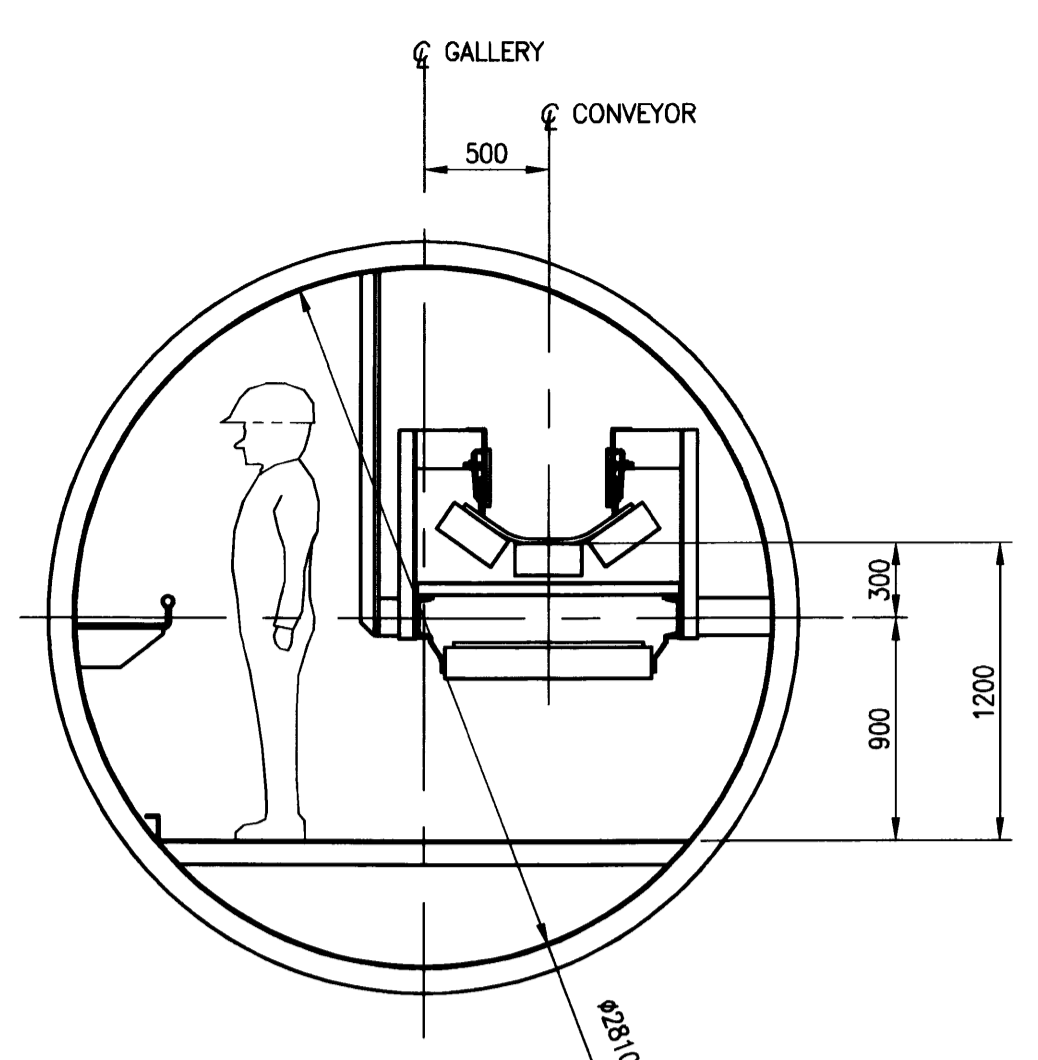
SECTION X  
1:250

ISSUE No	REV.	DATE (Y/M/D)	PURPOSE OF ISSUE	TRANSMISSION LETTER No	ISSUE No	REV.	DATE (Y/M/D)	PURPOSE OF ISSUE	TRANSMISSION LETTER No	No	REVISION DESCRIPTION	DATE (Y/M/D)	No	REVISION DESCRIPTION	DATE (Y/M/D)	No	REFERENCE DRAWINGS NUMBER
4	01	2011/09/23	ISSUED FOR FEASIBILITY STUDY														
3	00	2011/06/03	ISSUED FOR FEASIBILITY STUDY														
2	PB	2011/03/30	ISSUED FOR CLIENT REVIEW														
1	PA	2011/03/17	ISSUED FOR INTERNAL REVIEW														

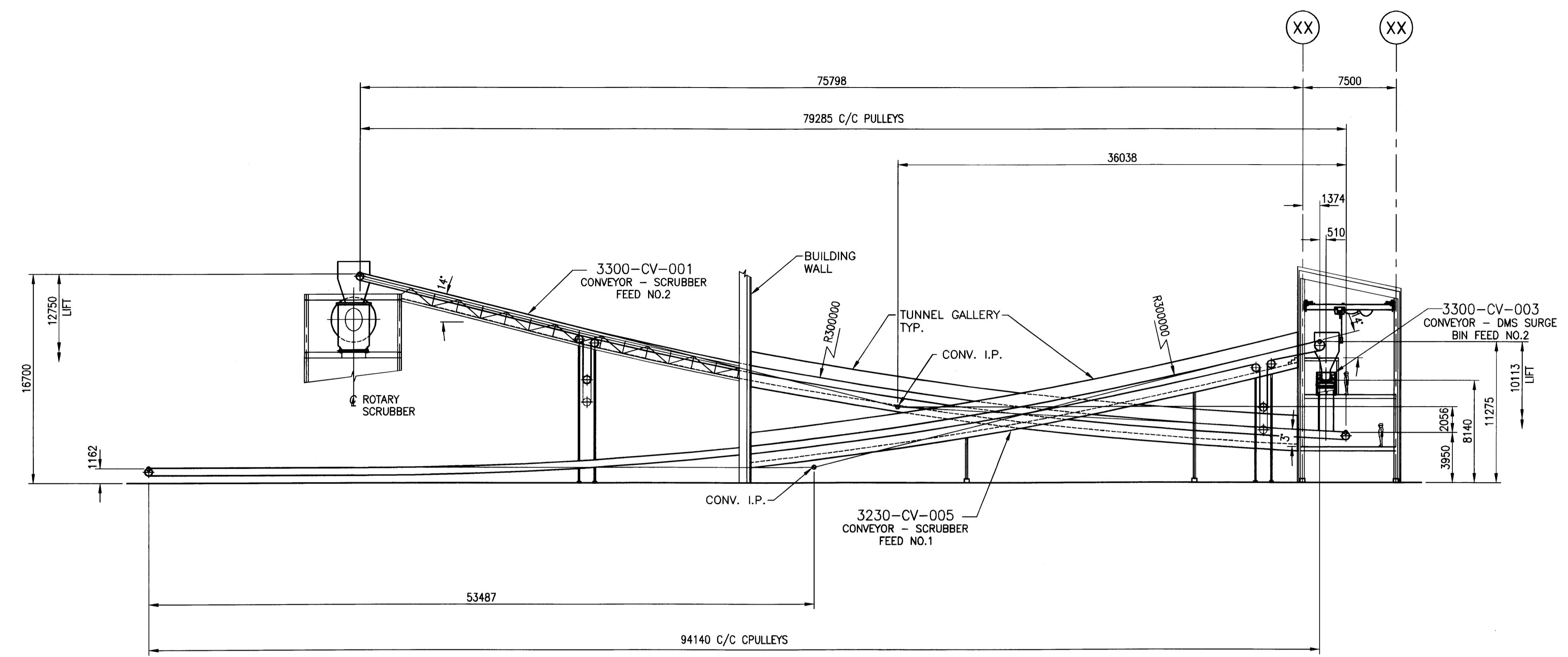
PROFESSIONAL SEAL	 SNC-LAVALIN 455, René-Lévesque Blvd. West Montréal (Québec) Canada H2Z 1Z3	 amec	CLIENT	 stornoway
DESIGNED	F. KLAPWIJK <i>FK</i>	DISCIPLINE ENGINEER	PROJECT	RENARD PROJECT
DRAWN	F. KLAPWIJK/S. MCKAY <i>FK</i>	ENGINEERING MANAGER	TITLE	CONVEYOR PROFILES SHEET 2
CHECKED	H. RYANS	PROJECT MANAGER		
DATE	2011/03/11	CLIENT		
SCALE	1:250		PROJECT No	504421
			SUBDIVISION	3000
			SUBJECT	451D2
			SERIAL	0202
			REV.	01

P:\CAD\MEC\Ferd\_Fab\_11 Drawings\504421-3000-4502-0202.dwg, 9/20/2011 12:06:37 PM, ist.botchplot, C:\TD\_PDF.pc3, FERD\_KLAPWIJK \\VAN-FS1\PO3166660

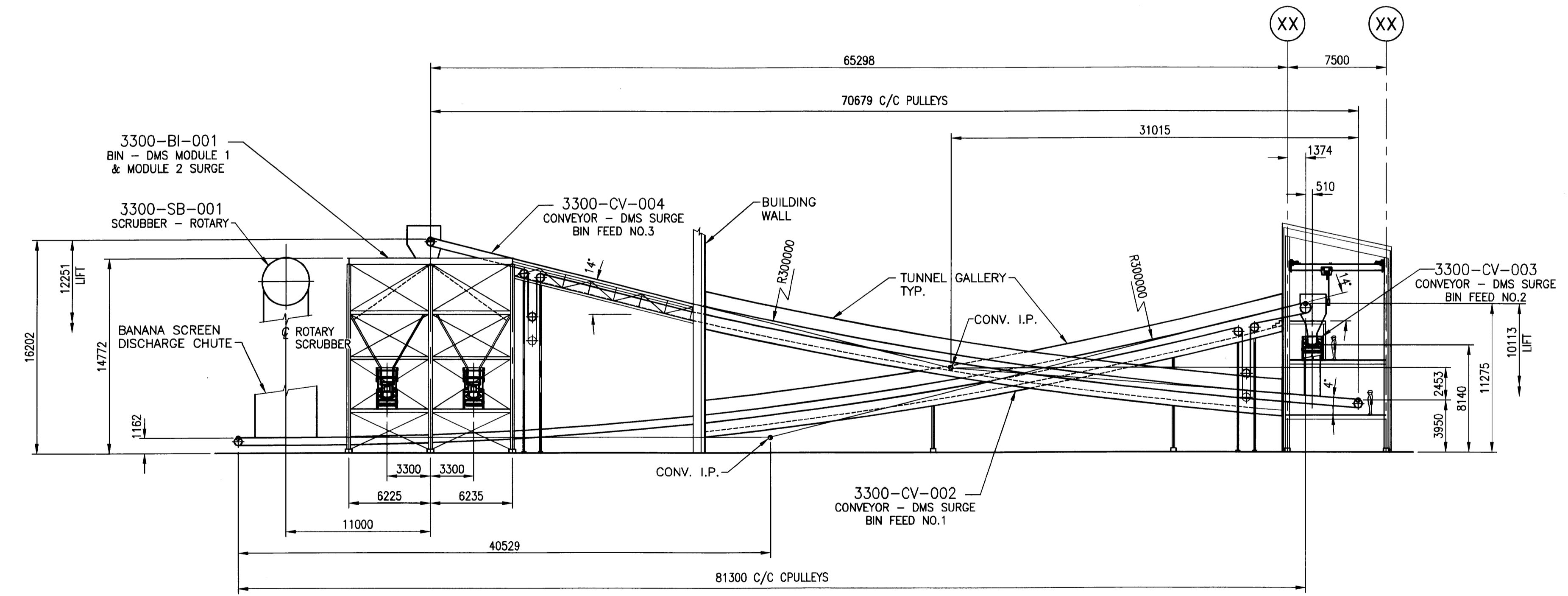
LAST SAVE: 2011/09/20 12:08:01 PM  
 PATH: P:\CAD\MEC\Ferd\_Fab\_11 Drawings\504421-3000-4502-0202.dwg



TYP. SECTION THROUGH GALLERY  
1:30



SECTION X  
1:250



SECTION X  
1:250

ISSUE No	REV.	DATE (Y/M/D)	PURPOSE OF ISSUE	TRANSMISSION LETTER No	ISSUE No	REV.	DATE (Y/M/D)	PURPOSE OF ISSUE	TRANSMISSION LETTER No	No	REVISION DESCRIPTION	DATE (Y/M/D)	No	REVISION DESCRIPTION	DATE (Y/M/D)	No	REFERENCE DRAWINGS NUMBER
4	01	2011/09/23	ISSUED FOR FEASIBILITY STUDY														
3	00	2011/06/03	ISSUED FOR FEASIBILITY STUDY														
2	PB	2011/03/30	ISSUED FOR CLIENT REVIEW														
1	PA	2011/03/17	ISSUED FOR INTERNAL REVIEW														

PROFESSIONAL SEAL

**SNC-LAVALIN**  
SNC-LAVALIN  
455, René-Lévesque Blvd. West  
Montréal (Québec) Canada H2Z 1Z3

**amec**

PREPARATION: DESIGNED F. KLAPWIJK, DRAWN F. KLAPWIJK/S. MCKAY, CHECKED [Signature]

APPROVAL: DISCIPLINE ENGINEER [Signature], ENGINEERING MANAGER [Signature], PROJECT MANAGER H. RYANS, CLIENT

DATE: 2011/03/11  
SCALE: 1:250

CLIENT: **stornoway**

PROJECT: **RENARD PROJECT**

TITLE: **CONVEYOR PROFILES SHEET 3**

PROJECT No	SUBDIVISION	SUBJECT	SERIAL	REV.
504421	3000	45 D2	0203	01

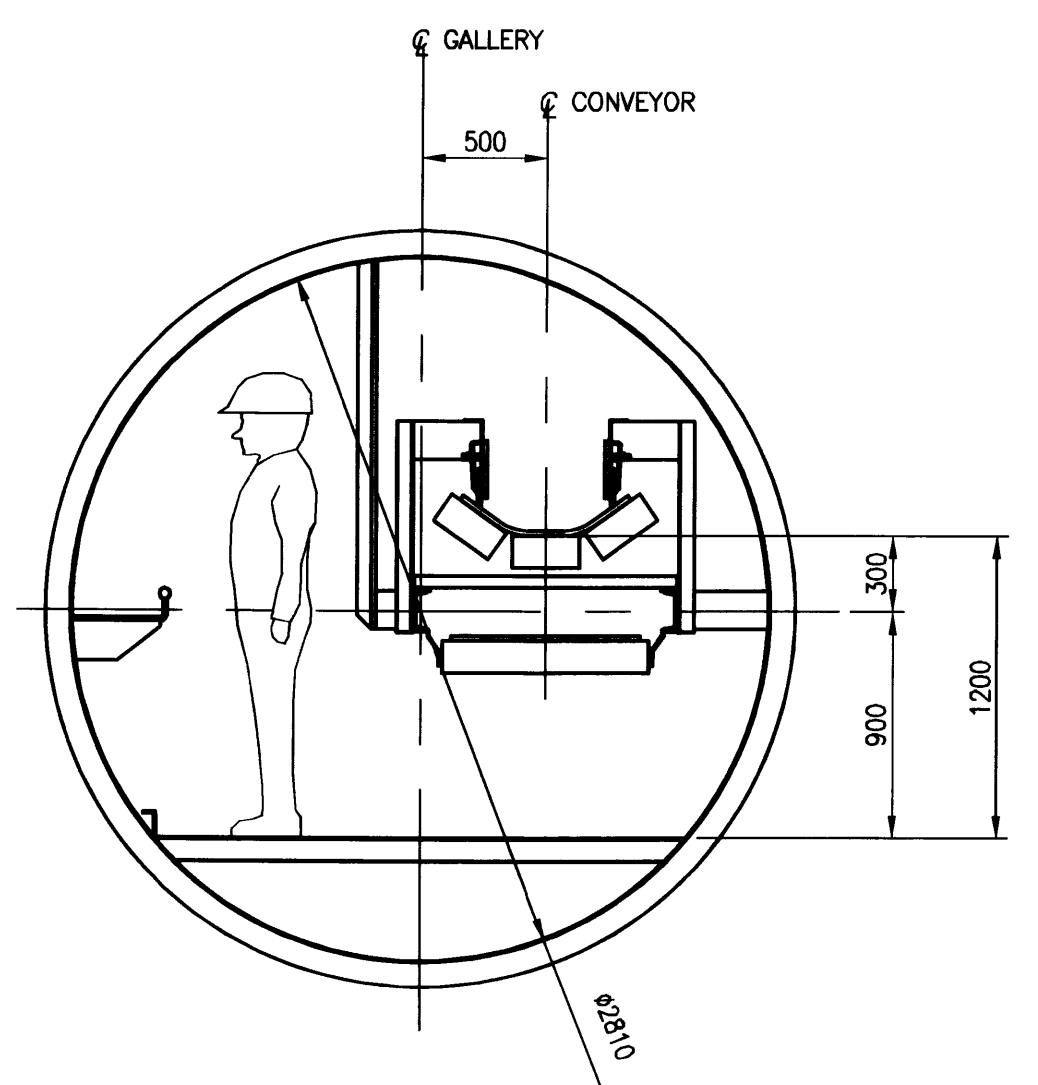
504421A1HEN - FRAME A1 HORIZONTAL ENGLISH

P:\CAD\MEC\Ferd\_Fab\_11 Drawings\504421-3000-45D2-0203.dwg, 9/20/2011 12:08:52 PM, ist.batchplot, CAD TO PDF.pc3, FERD.KLAPWIJK \\VAN-FS\PO316660

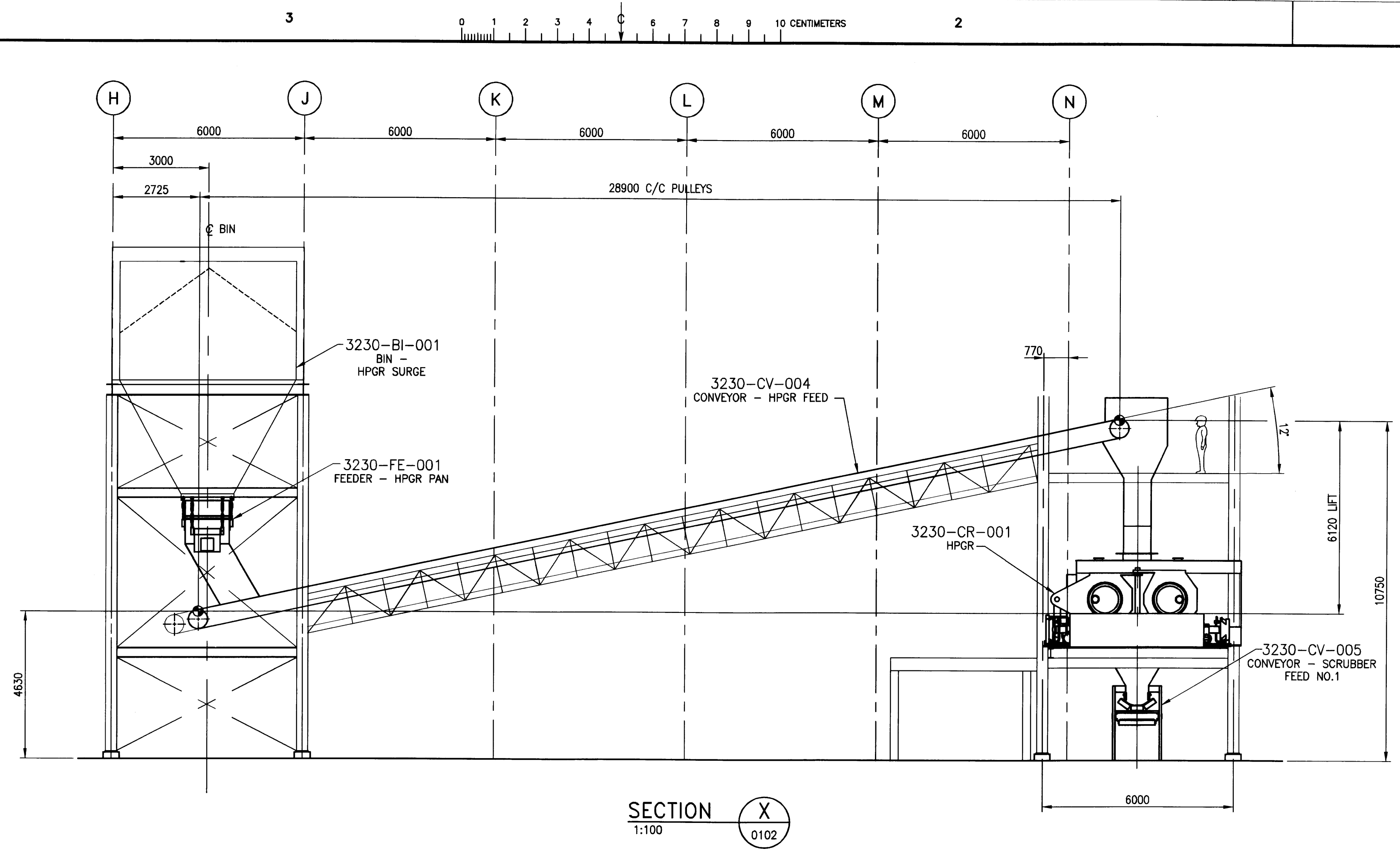
LAST SAVE: 2011/09/20 12:08pm  
PATH: P:\CAD\MEC\Ferd\_Fab\_11 Drawings\504421-3000-45D2-0203.dwg

P:\CAD\MEC\Ferd Feb\_11 Drawings\504421-3000-4502-0204.dwg, 9/22/2011 8:56:26 AM, ts.batchplot, CAD, TO, PDF, pc3, FERD.K.LAPLUIK \\VAN-FS1\PO016660

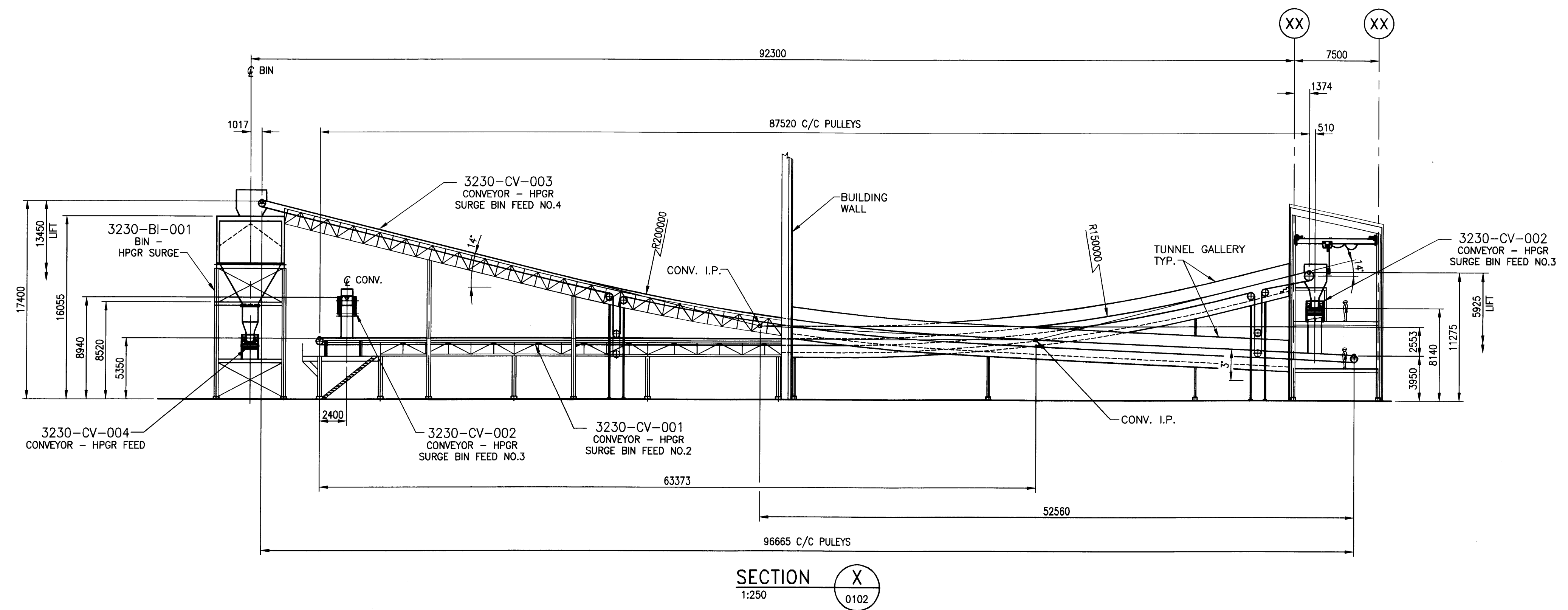
LAST SAVE: 2011/09/23 - 8:56am  
 PATH: P:\CAD\MEC\Ferd Feb\_11 Drawings\504421-3000-4502-0204.dwg



TYP. SECTION THROUGH GALLERY  
1:30



SECTION X  
1:100



SECTION X  
1:250

ISSUE No	REV.	DATE (Y/M/D)	PURPOSE OF ISSUE	TRANSMISSION LETTER No	ISSUE No	REV.	DATE (Y/M/D)	PURPOSE OF ISSUE	TRANSMISSION LETTER No	REVISION DESCRIPTION	DATE (Y/M/D)	INITIALS: * DESIGNED ** APPROVED	REVISION DESCRIPTION	DATE (Y/M/D)	INITIALS: * DESIGNED ** APPROVED
3	00	2011/09/23	ISSUED FOR FEASIBILITY STUDY												
2	PB	2011/03/30	CLIENT REVIEW INTERNAL REVIEW												
1	PA	2011/03/17	ISSUED FOR INTERNAL REVIEW												

PROFESSIONAL SEAL

**SNC-LAVALIN**  
 455, René-Lévesque Blvd. West  
 Montréal (Québec) Canada H2Z 1Z3

**amec**

PREPARATION: F. KLAPWIJK  
 APPROVAL: DISCIPLINE ENGINEER  
 DRAWN: F. KLAPWIJK/S. MCKAY  
 ENGINEERING MANAGER  
 CHECKED: H.RYANS  
 PROJECT MANAGER  
 CLIENT

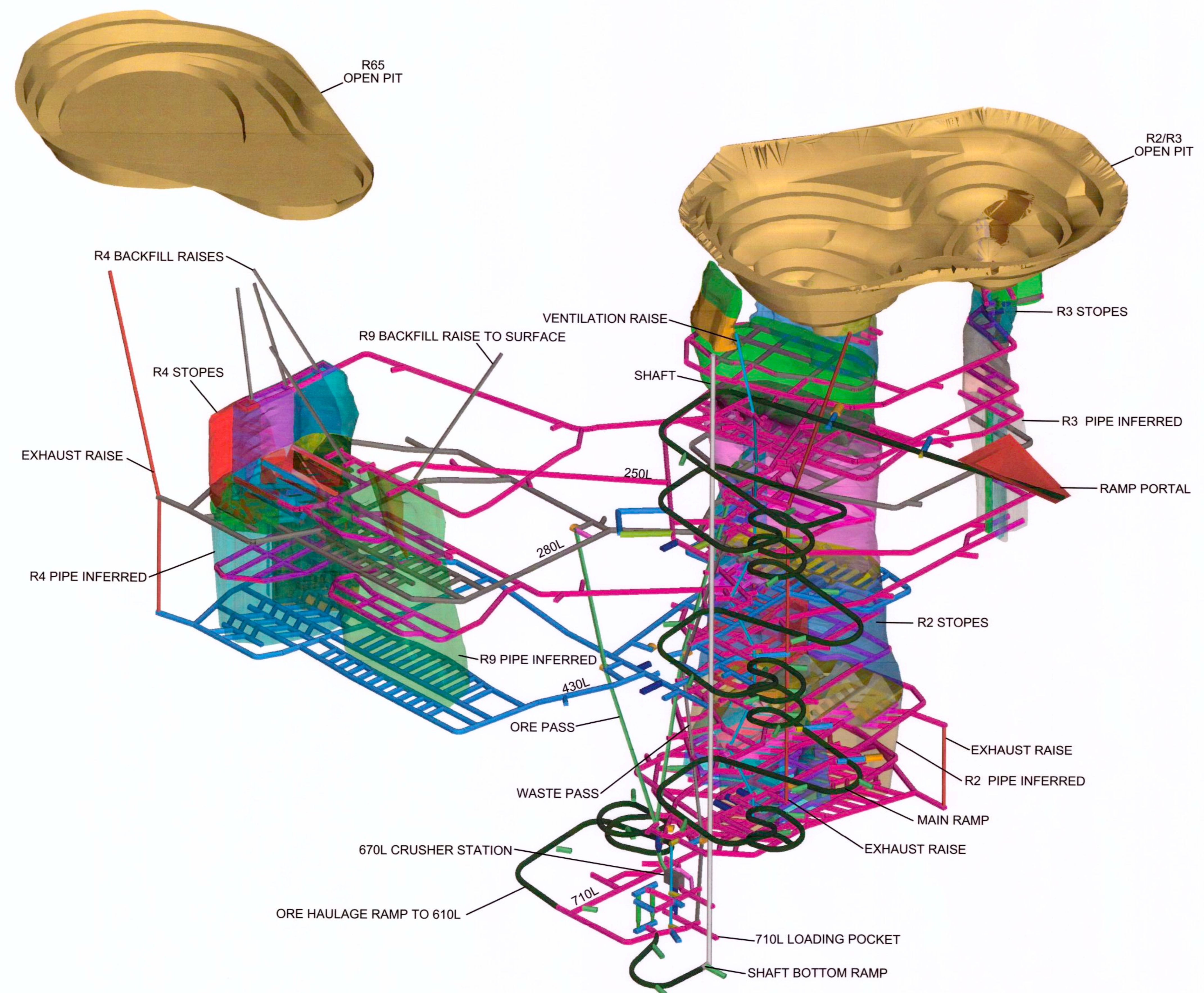
DATE: 2011/03/11

SCALE: 1:250

CLIENT	<b>stornoway</b> The diamonds canada, inc.			
PROJECT	RENARD PROJECT			
TITLE	CONVEYOR PROFILE SHEET 4			
PROJECT No	SUBDIVISION	SUBJECT	SERIAL	REV.
504421	3000	45_D2	0204	00

504421A1HEN - FRAME A1 HORIZONTAL ENGLISH

# **GISEMENT ET MINE SOUTERRAINE**



Note:  
Underground  
(elevations) are surface  
elevations + 10,000m

ISSUE No	REV	DATE (Y/M/D)	PURPOSE OF ISSUE	TRANSMISSION LETTER No	ISSUE No	REV	DATE (Y/M/D)	PURPOSE OF ISSUE	TRANSMISSION LETTER No	No	REVISION DESCRIPTION	DATE (Y/M/D)	INITIALS	DESIGNED	APPROVED	No	REVISION DESCRIPTION	DATE (Y/M/D)	INITIALS	DESIGNED	APPROVED	
03	00	11/10/31	ISSUED FOR BUSINESS CASE																			
02	PB	11/10/24	ISSUED FOR CLIENT REVIEW																			
01	PA	11/10/18	ISSUED FOR REVIEW																			

PROFESSIONAL SEAL

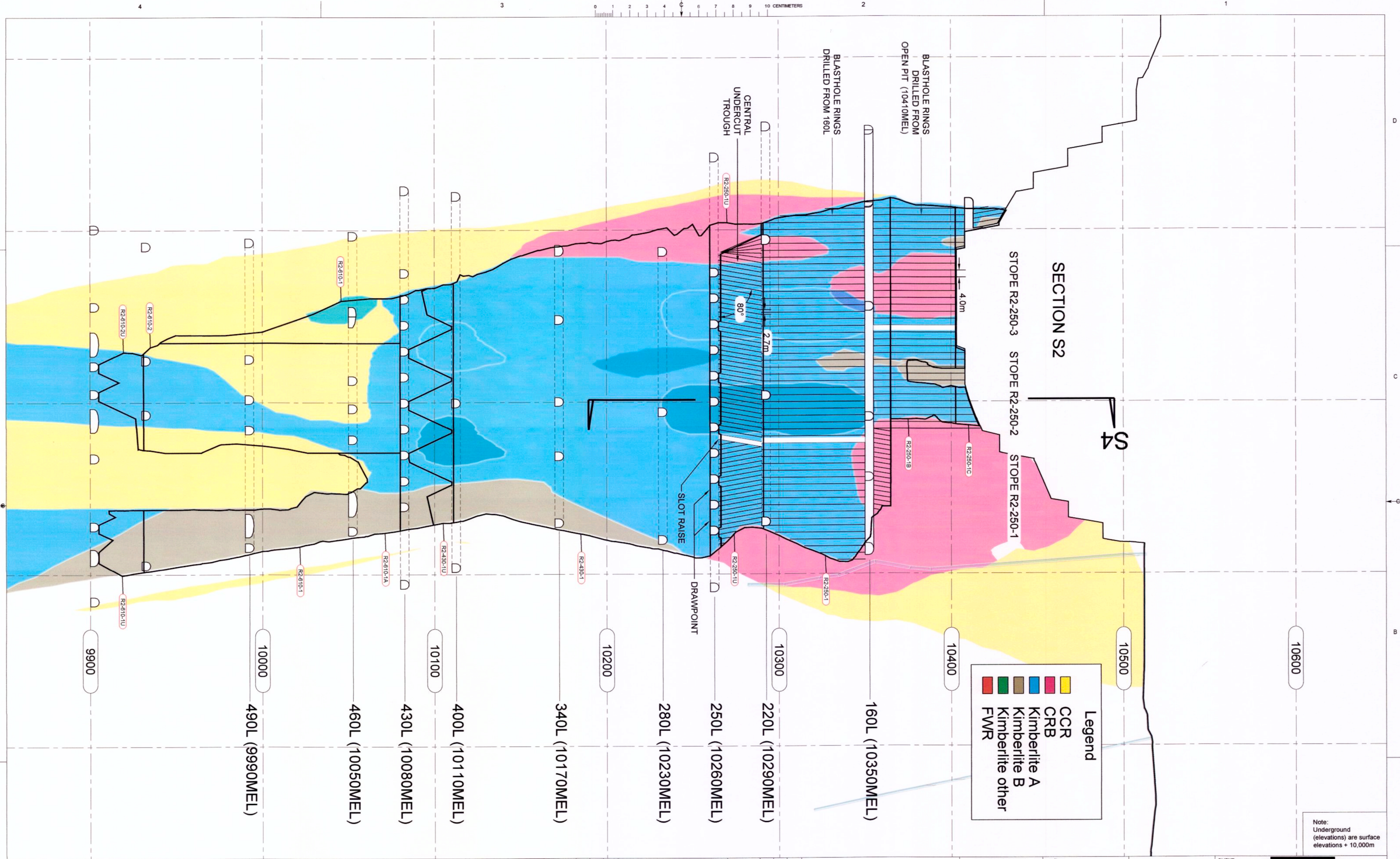
**SNC-LAVALIN**  
SNC-LAVALIN  
455, Place-Lévesque Blvd. West  
Montreal (Québec) Canada H2Z 1Z3

**amec**  
PREPARATION  
DESIGNED  
G. TAYLOR  
DRAWN  
CLT  
CHECKED  
B. BAGNELL  
DATE  
25 JUNE 2011  
SCALE  
n.l.s.

CLIENT  
**stornoway**  
PROJECT  
**RENARD PROJECT**  
TITLE  
**BUSINESS CASE  
3-D MINE VIEW  
LOOKING NORTH EAST  
(ALL ZONES)**

PROJECT No	SUBDIVISION	SUBJECT	SERIAL	REV
504421	1000	4M   DD	0686	00





Note:  
Underground  
(elevations) are surface  
elevations + 10,000m

ISSUE No.	REV.	DATE (Y/M/D)	PURPOSE OF ISSUE	TRANSMISSION LETTER No.	ISSUE No.	REV.	DATE (Y/M/D)	PURPOSE OF ISSUE	TRANSMISSION LETTER No.
03	00	11/09/08	ISSUED FOR FEASIBILITY STUDY						
02	PB	11/06/13	ISSUED FOR CLIENT REVIEW						
01	PA	11/05/18	ISSUED FOR REVIEW						

REVISION No.	REVISION DESCRIPTION	DATE (Y/M/D)	INITIALS	DESIGNED	APPROVED

PROFESSIONAL SEAL


**SNC-LAVALIN**  
SNC-LAVALIN  
455, René-Lévesque Blvd. West  
Montréal (Québec) Canada H2Z 1Z3

**amec**

DESIGNED G. TAYLOR	APPROVAL DISCIPLINE ENGINEER
DRAWN CLT	ENGINEERING MANAGER
CHECKED B. BAGNELL	PROJECT MANAGER
DATE 20 JANUARY 2011	CLIENT

SCALE: 1 : 1000

CLIENT <b>stornoway</b> lex diamonds				
PROJECT RENARD PROJECT				
TITLE FEASIBILITY STUDY Cross Section S2 Typical Blasthole Drill Pattern				
PROJECT No.	SUBDIVISION	SUBJECT	SERIAL	REV.
504421	1000	4M DD	0052	00

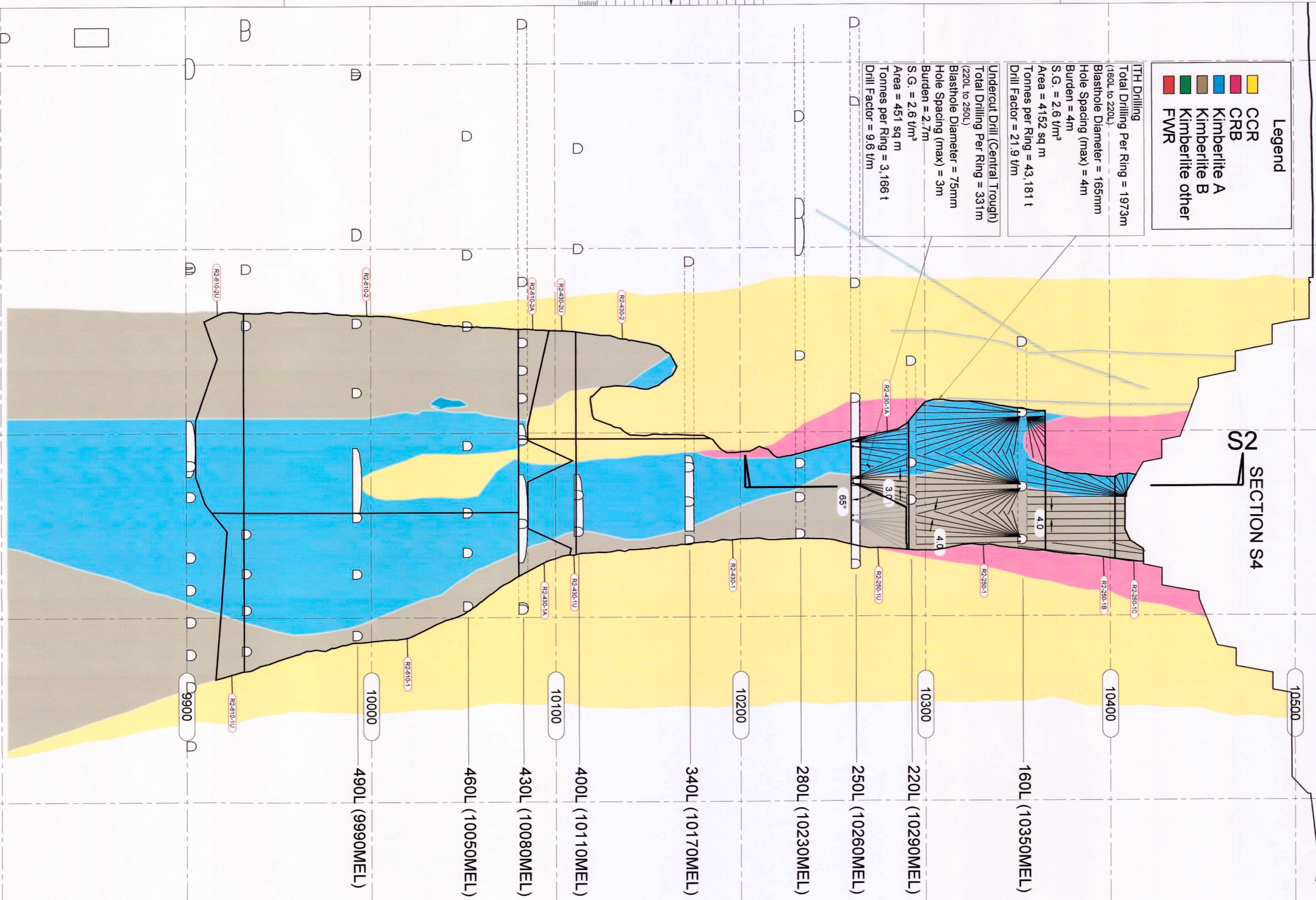


**Legend**

Yellow	CCR
Pink	CRB
Blue	Kimberlite A
Brown	Kimberlite B
Green	Kimberlite other
Red	FWR

**ITH Drilling**  
 Total Drilling Per Ring = 1973m  
 (160L to 220L)  
 Blasthole Diameter = 165mm  
 Hole Spacing (max) = 4m  
 Burden = 4m  
 S.G. = 2.6 t/m<sup>3</sup>  
 Area = 4152 sq m  
 Tonnes per Ring = 43,181 t  
 Drill Factor = 21.9 t/m

**Undercut Drill (Central Trough)**  
 Total Drilling Per Ring = 331m  
 (220L to 250L)  
 Blasthole Diameter = 75mm  
 Hole Spacing (max) = 3m  
 Burden = 2.7m  
 S.G. = 2.6 t/m<sup>3</sup>  
 Area = 451 sq m  
 Tonnes per Ring = 3,166 t  
 Drill Factor = 9.6 t/m



Note:  
 Underground  
 (elevations) are surface  
 elevations + 10,000m

ISSUE No	REV	DATE (Y/M/D)	PURPOSE OF ISSUE	TRANSMISSION LETTER No	ISSUE No	REV	DATE (Y/M/D)	PURPOSE OF ISSUE	TRANSMISSION LETTER No	REVISION No	REVISION DESCRIPTION	DATE (Y/M/D)	INITIALS	DESIGNED	APPROVED	REVISION No	REVISION DESCRIPTION	DATE (Y/M/D)	INITIALS	DESIGNED	APPROVED	
03	00	11/09/08	ISSUED FOR FEASIBILITY STUDY																			
02	PB	11/06/13	ISSUED FOR CLIENT REVIEW																			
01	PA	11/05/18	ISSUED FOR REVIEW																			

PROFESSIONAL SEAL

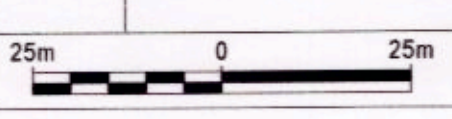
**SNC-LAVALIN**  
 SNC-LAVALIN  
 435, Place-Lévesque Blvd. West  
 Montréal (Québec) Canada H2Z 1Z3

**amec**

**PREPARATION**  
 DESIGNED  
 G. TAYLOR  
 DRAWN  
 CLT  
 CHECKED  
 B. BAGNELL  
 DATE  
 20 JANUARY 2011  
 SCALE  
 1 : 1000

**APPROVAL**  
 DISCIPLINE ENGINEER  
 ENGINEERING MANAGER  
 PROJECT MANAGER  
 CLIENT

CLIENT	<b>stornoway</b>	
PROJECT	RENARD PROJECT	
TITLE	FEASIBILITY STUDY Cross Section S4 Typical Blasthole Drill Pattern	
PROJECT No	SUBDIVISION	SUBJECT
504421	1000	4M DD
SERIAL	0054	REV
		00



**DIMENSIONS:**

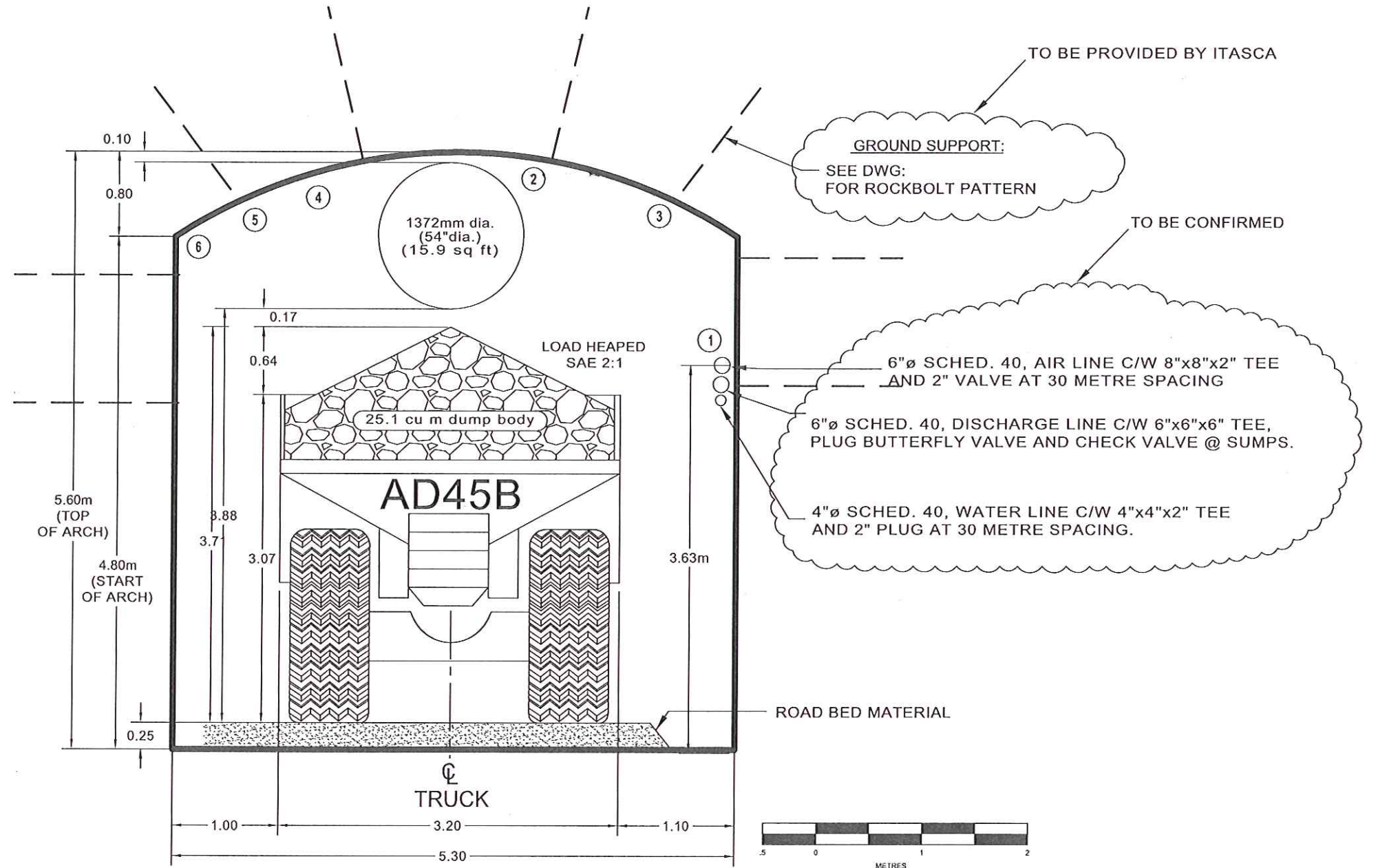
	WIDTH	TOP OF ARCH	START OF ARCH	ROAD BED	CROSS-SECTION AREA
NORMAL	5.3m	5.6m	4.8m	0.25m	28.3 sq m

**SERVICE HOLES ARE FOR THE FOLLOWING:**

1. AIR LINE (6"Ø), DISCHARGE LINE (6"Ø) & WATER LINE (4"Ø)
2. VENT. TUBING J-HOOKS AND/OR EYE-BOLTS (DEVELOPMENT STAGE)
3. JUMBO CABLE
4. LEAKY FEEDER
5. POWER LINE
6. BLASTING LINE

**NOTES:**

1. RINGS OF SERVICE HOLES ARE DRILLED EVERY ROUND FOR CURVES/INTERSECTIONS AND EVERY 2nd ROUND FOR STRAIGHTS.
2. SERVICE HOLES DRILLED 2 FEET DEEP, 1 1/4"Ø AND SPACED 1 TO 2 FEET APART. HOLES 5 & 6 CAN BE SPACED CLOSER.
3. J-HOOKS AND/OR EYE-BOLTS ARE INSTALLED FOR CURRENT USAGE.
4. AT INTERSECTIONS PIPE TO HAVE MINIMUM CLEARANCE 4.5m ABOVE SILL.
5. ALL PIPES TO BE SUPPORTED BY TWO 3/8" WELDED COIL CHAINS FOR EVERY LENGTH



**CROSS SECTION OF RAMP LOOKING DOWN**

ISSUE No	REV.	DATE (Y/M/D)	PURPOSE OF ISSUE	No	REVISION DESCRIPTION	DATE (Y/M/D)	*	**
03	00	11/09/08	ISSUED FOR FEASIBILITY STUDY					
02	PB	11/04/03	ISSUED FOR CLIENT REVIEW					
01	PA	11/03/25	ISSUED FOR REVIEW					
ISSUE REGISTER				REVISION REGISTER * DESIGNED ** APPROVED				

PROFESSIONAL SEAL	 SNC-LAVALIN 455, René-Lévesque Blvd. West Montréal (Québec) Canada H2Z 1Z3		DESIGNED  G. TAYLOR DRAWN CLT CHECKED  W. BAGNELL APPROVED DATE 25 MAR 11 SCALE N.T.S.	PROJECT RENARD PROJECT TITLE FEASIBILITY STUDY TYPICAL MAIN RAMP CROSS SECTION
 les diamants <b>stornoway</b> (canada) inc.	PROJECT No 504421 SUBDIVISION 1000 SUBJECT 4M,DD SERIAL 0070 REV. 00			

**SERVICE HOLES ARE FOR THE FOLLOWING:**

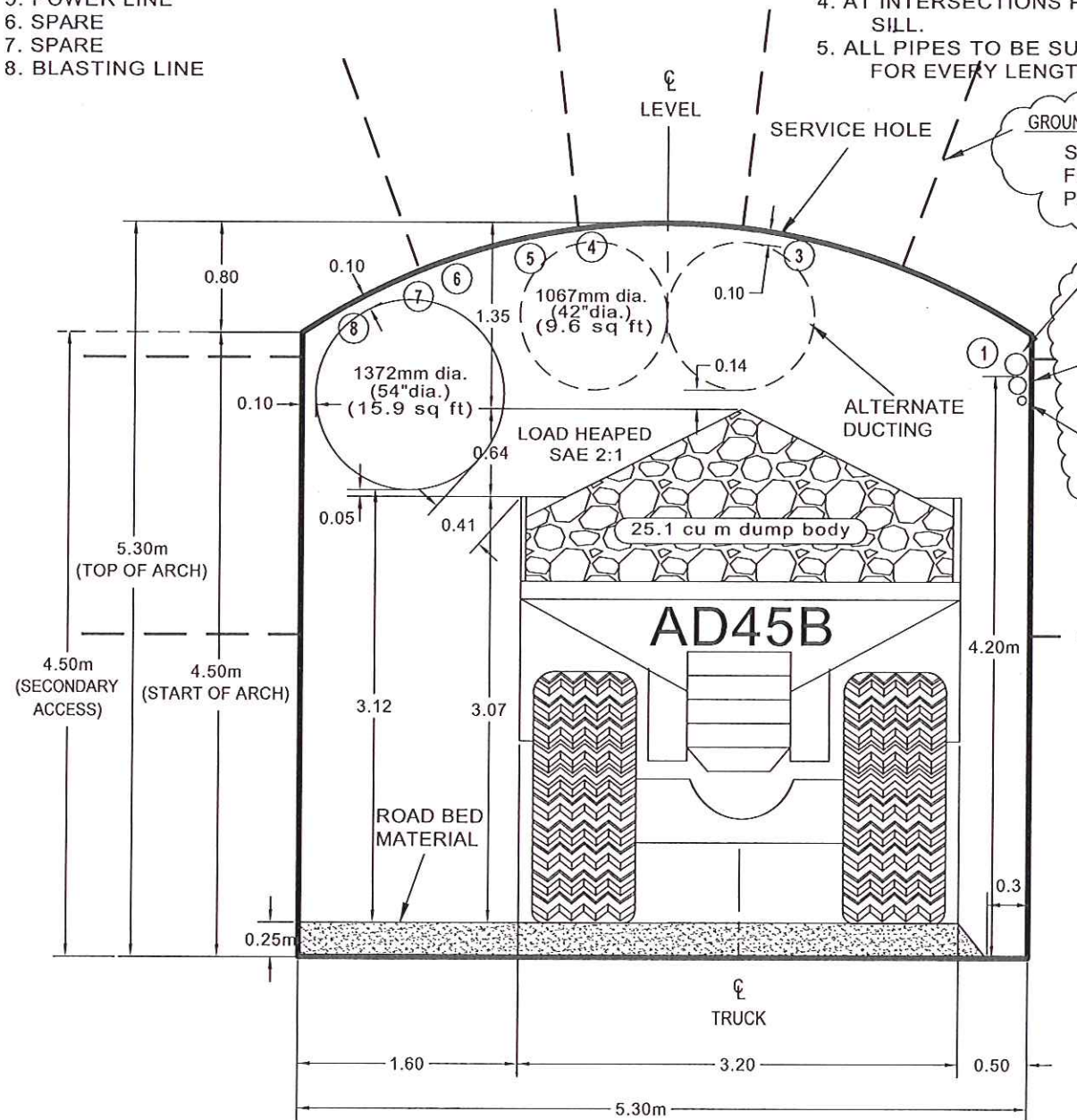
1. AIR LINE (6"Ø), DISCHARGE LINE (2"Ø) & WATER LINE (4"Ø)
2. VENT. TUBING J-HOOKS AND/OR EYE-BOLTS (DEVELOPMENT STAGE)
3. JUMBO CABLE
4. LEAKY FEEDER
5. POWER LINE
6. SPARE
7. SPARE
8. BLASTING LINE

**NOTES:**

1. RINGS OF SERVICE HOLES ARE DRILLED EVERY ROUND
2. SERVICE HOLES DRILLED 2 FEET DEEP, 1 1/4"Ø AND SPACED 1 TO 2 FEET APART. HOLES #5,6,7 & 8 CAN BE SPACED CLOSER.
3. J-HOOKS AND/OR EYE-BOLTS ARE INSTALLED FOR CURRENT USAGE.
4. AT INTERSECTIONS PIPE TO HAVE MINIMUM CLEARANCE 4.5m ABOVE SILL.
5. ALL PIPES TO BE SUPPORTED BY TWO 3/8" WELDED COIL CHAINS FOR EVERY LENGTH

**DIMENSIONS:**

	WIDTH	TOP OF ARCH	START OF ARCH	ROAD BED	CROSS-SECTION AREA
NORMAL	5.3m	5.3m	4.5m	0.25m	26.7 sq m



**CROSS SECTION OF TYPICAL DRILL ACCESS LEVEL  
DEVELOPMENT PHASE WITH TRUCK**

GROUND SUPPORT:  
SEE DWG:  
FOR ROCKBOLT  
PATTERN

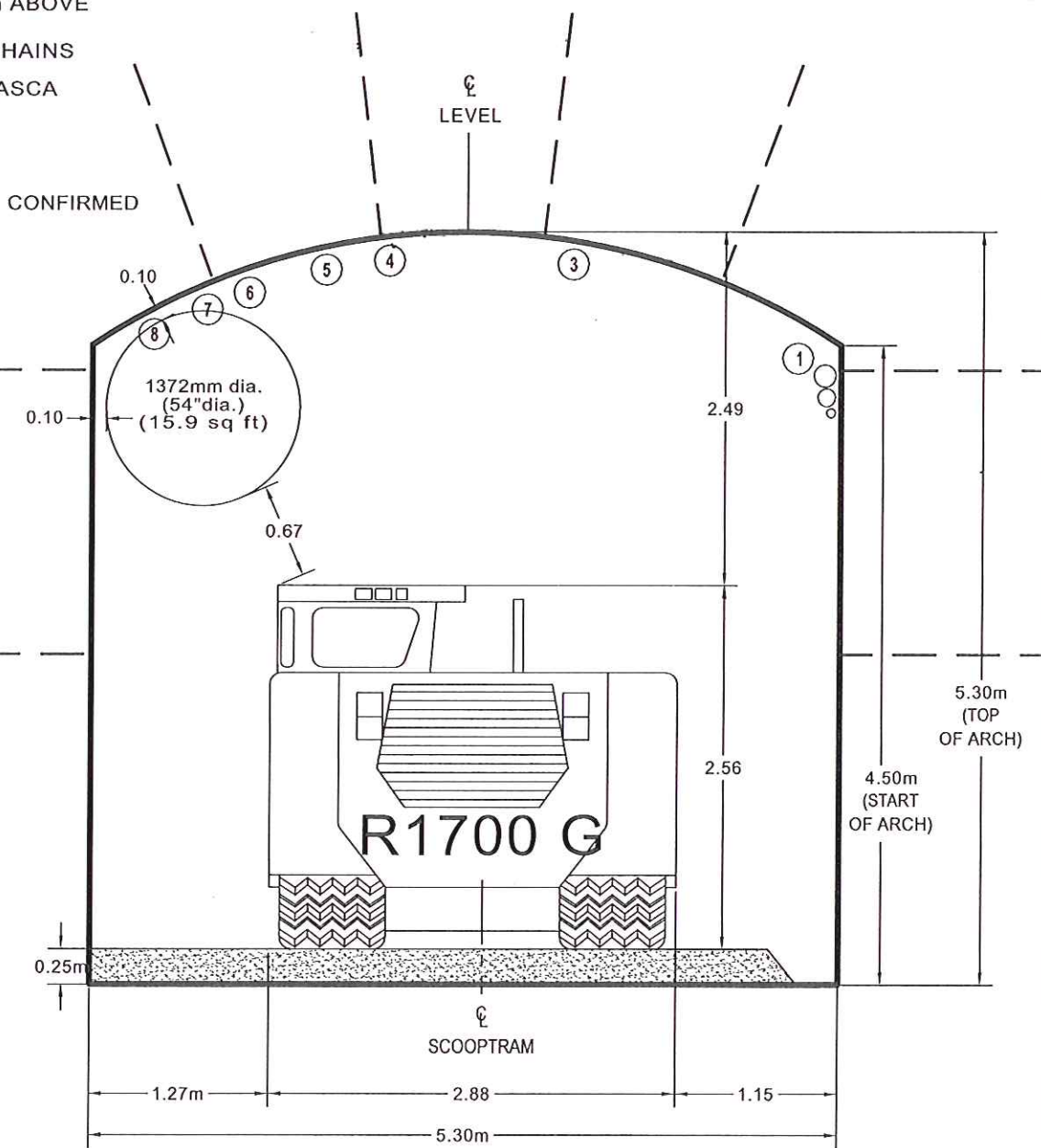
TO BE PROVIDED BY ITASCA

TO BE CONFIRMED

6"Ø SCHED. 40, AIR LINE C/W  
6" TEE AND 6" VALVE  
AT 30 METRE SPACING

4"Ø SCHED. 40, WATER LINE  
C/W 4" TEE AND 4"  
PLUG AT 30 METRE SPACING.

2"Ø SCHED. 40, DISCHARGE LINE  
C/W CHECK VALVE, DISCHARGE  
INTO SUMP.



**CROSS SECTION OF TYPICAL DRILL ACCESS LEVEL  
PRODUCTION PHASE**

ISSUE No	REV.	DATE (Y/M/D)	PURPOSE OF ISSUE	No	REVISION DESCRIPTION	DATE (Y/M/D)	*	**
03	00	11/09/08	ISSUED FOR FEASIBILITY STUDY					
02	PB	11/04/03	ISSUED FOR CLIENT REVIEW					
01	PA	11/03/25	ISSUED FOR REVIEW					

No	REVISION DESCRIPTION	DATE (Y/M/D)	*	**

ISSUE REGISTER

REVISION REGISTER \* DESIGNED \*\* APPROVED

PROFESSIONAL SEAL



SNC-LAVALIN  
455, René-Lévesque Blvd. West  
Montréal (Québec) Canada H2Z 1Z3



CLIENT



DESIGNED G.TAYLOR

DRAWN CLT

CHECKED W.BAGNELL

APPROVED

DATE 25 MAR 11

SCALE N.T.S.

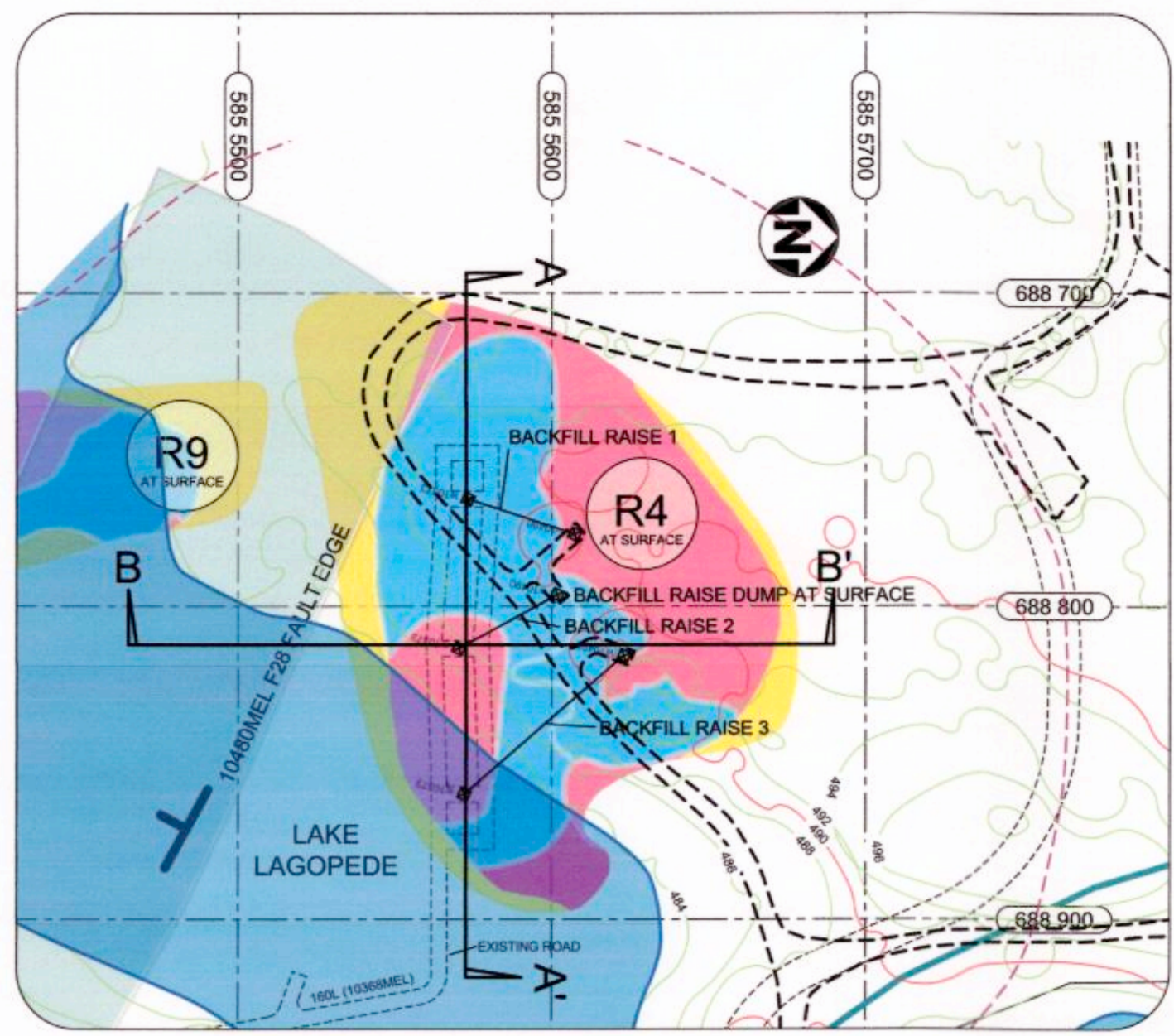
PROJECT

RENARD PROJECT

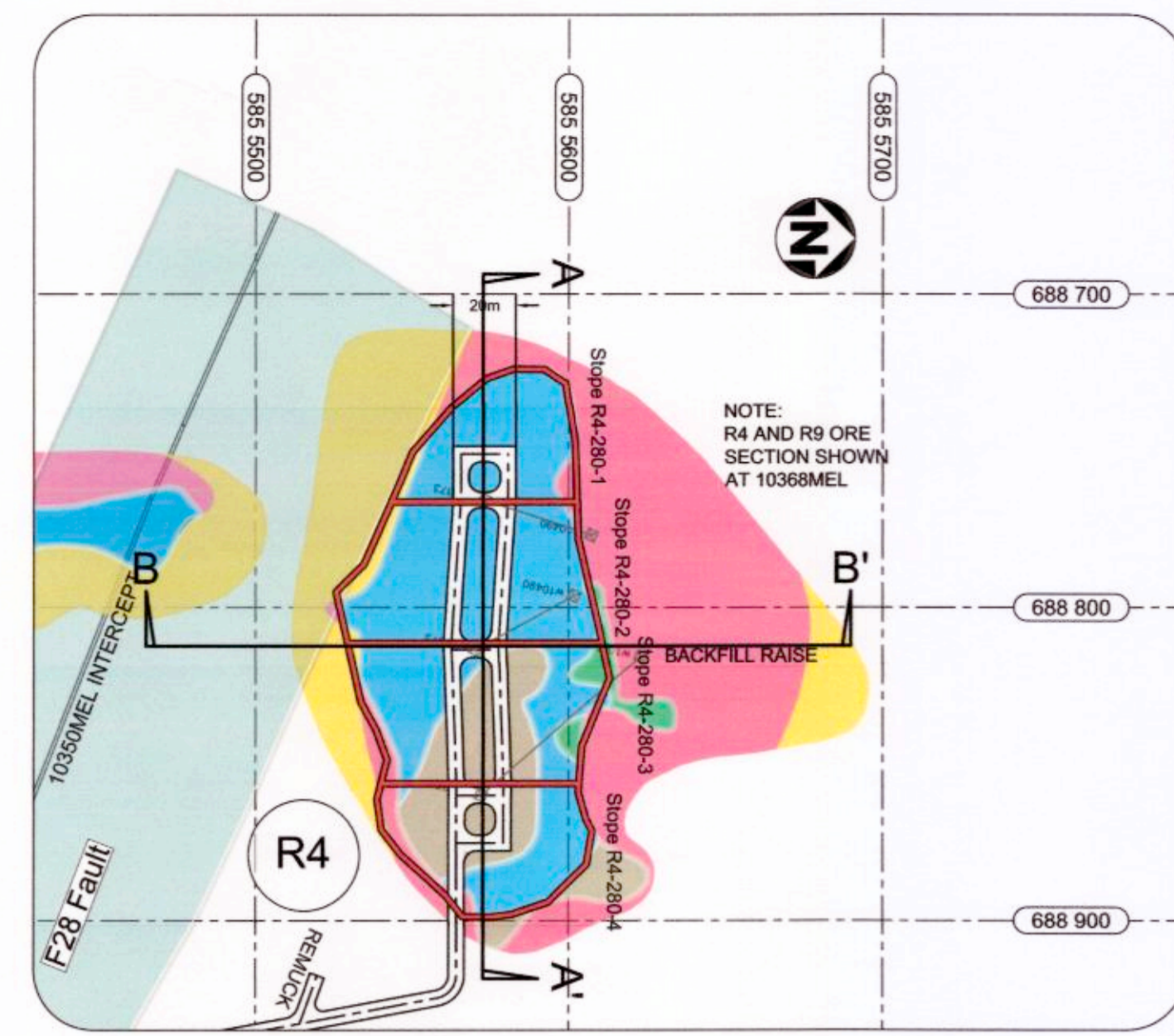
TITLE

FEASIBILITY STUDY  
TYPICAL DRILL LEVEL  
LEVEL ACCESS  
CROSS SECTION

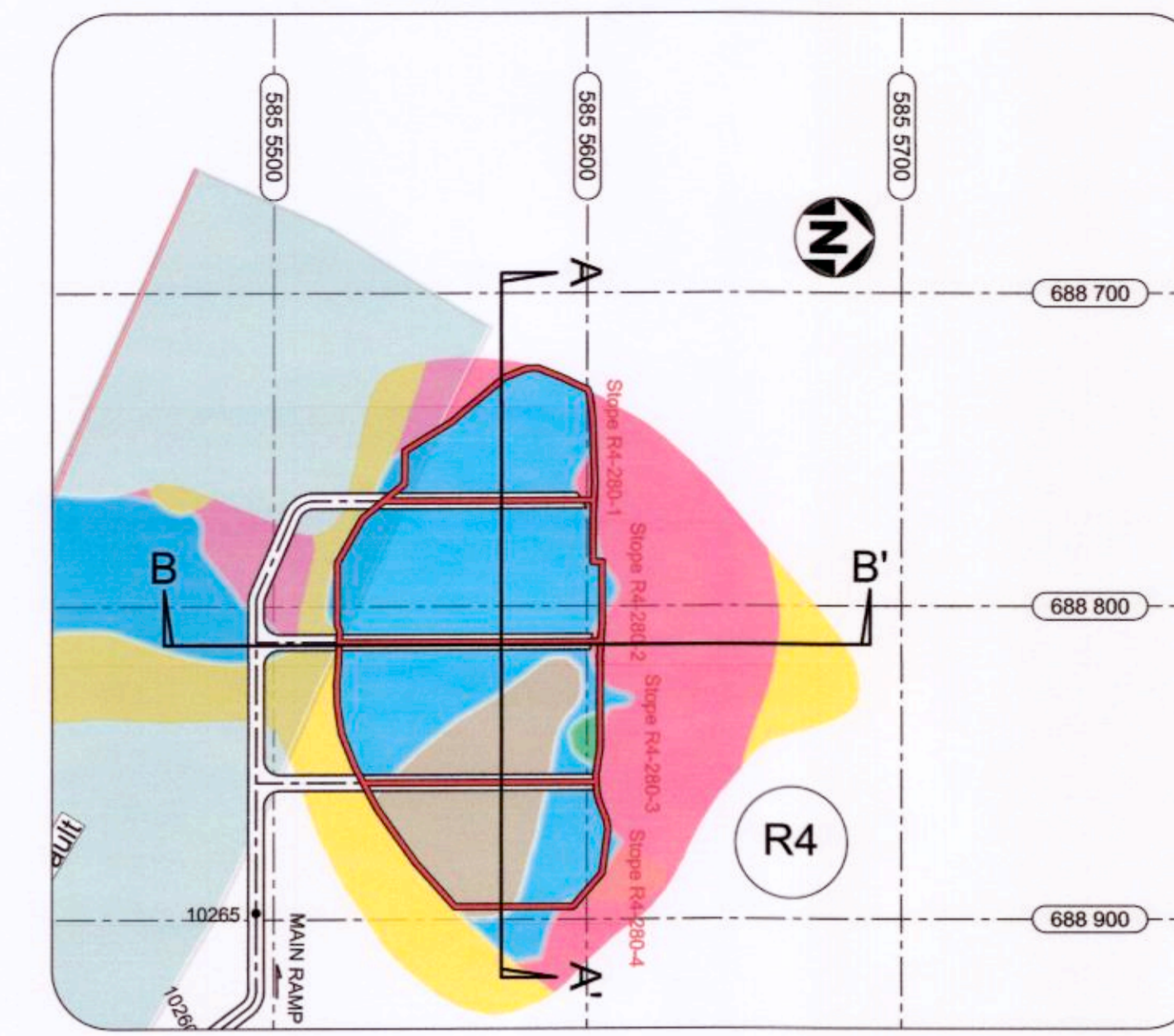
PROJECT No	SUBDIVISION	SUBJECT	SERIAL	REV.
504421	1000	4M/DD	0072	00



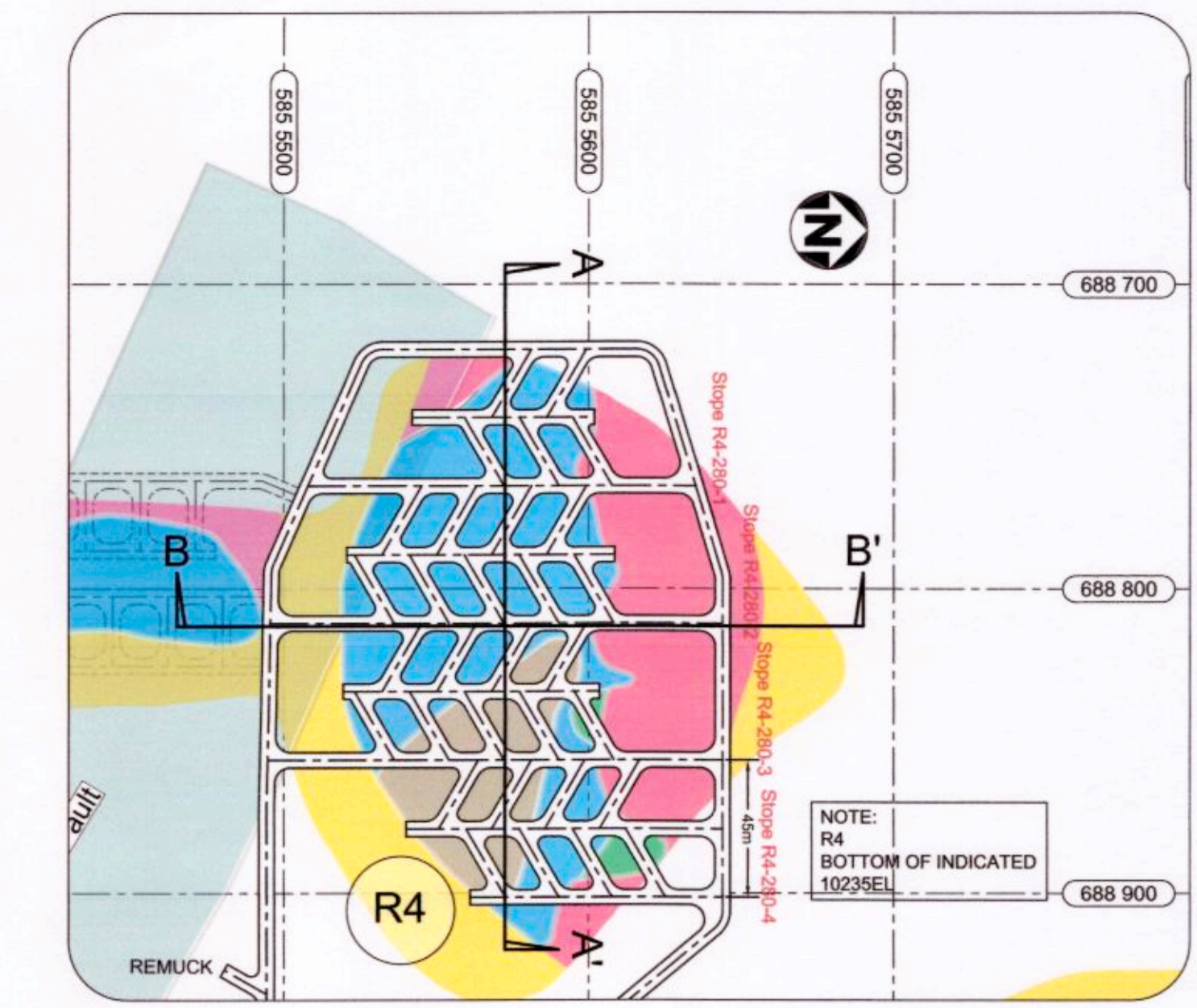
SURFACE PLAN



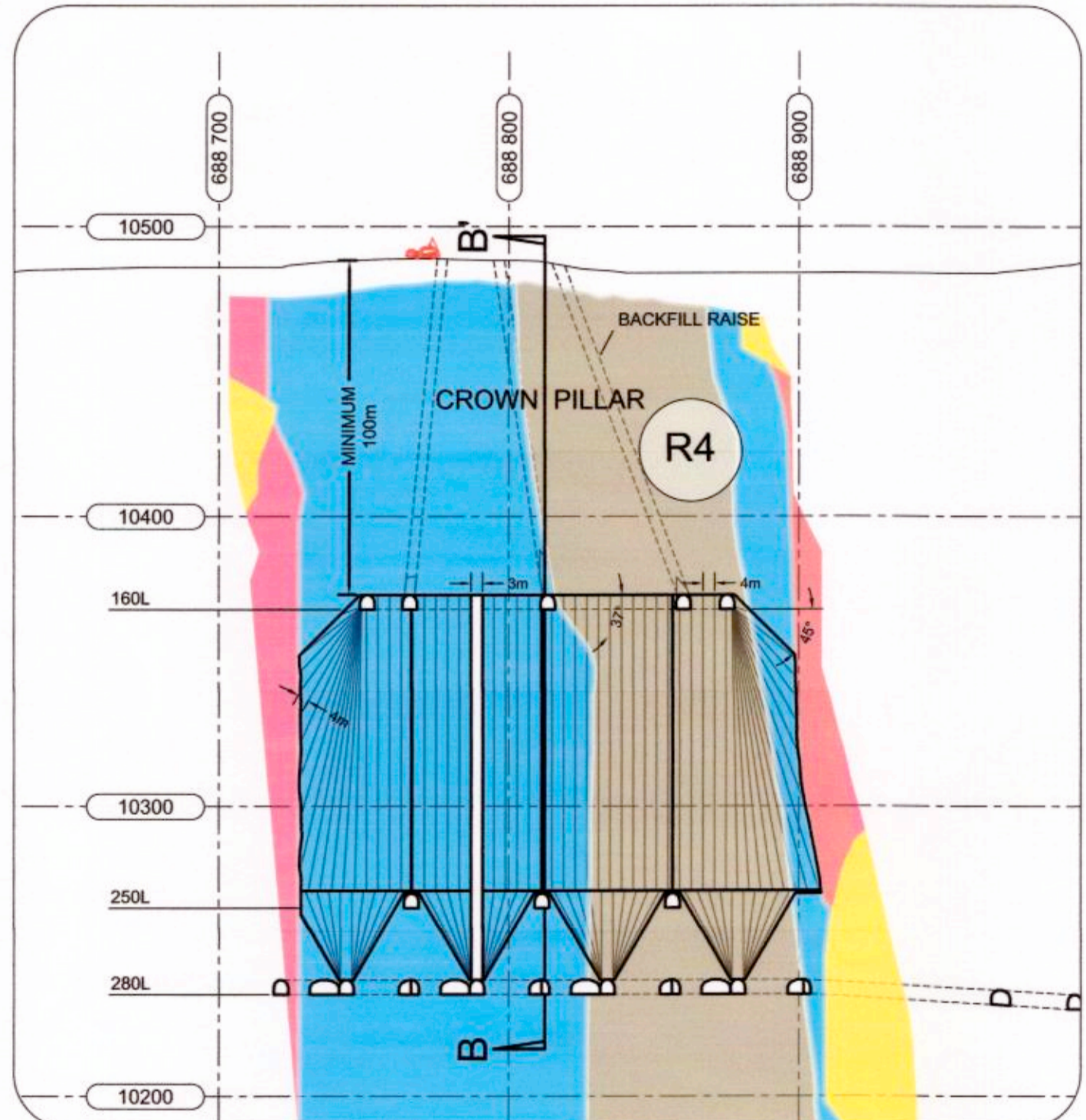
160 LEVEL (10368 MEL) - Drill Level



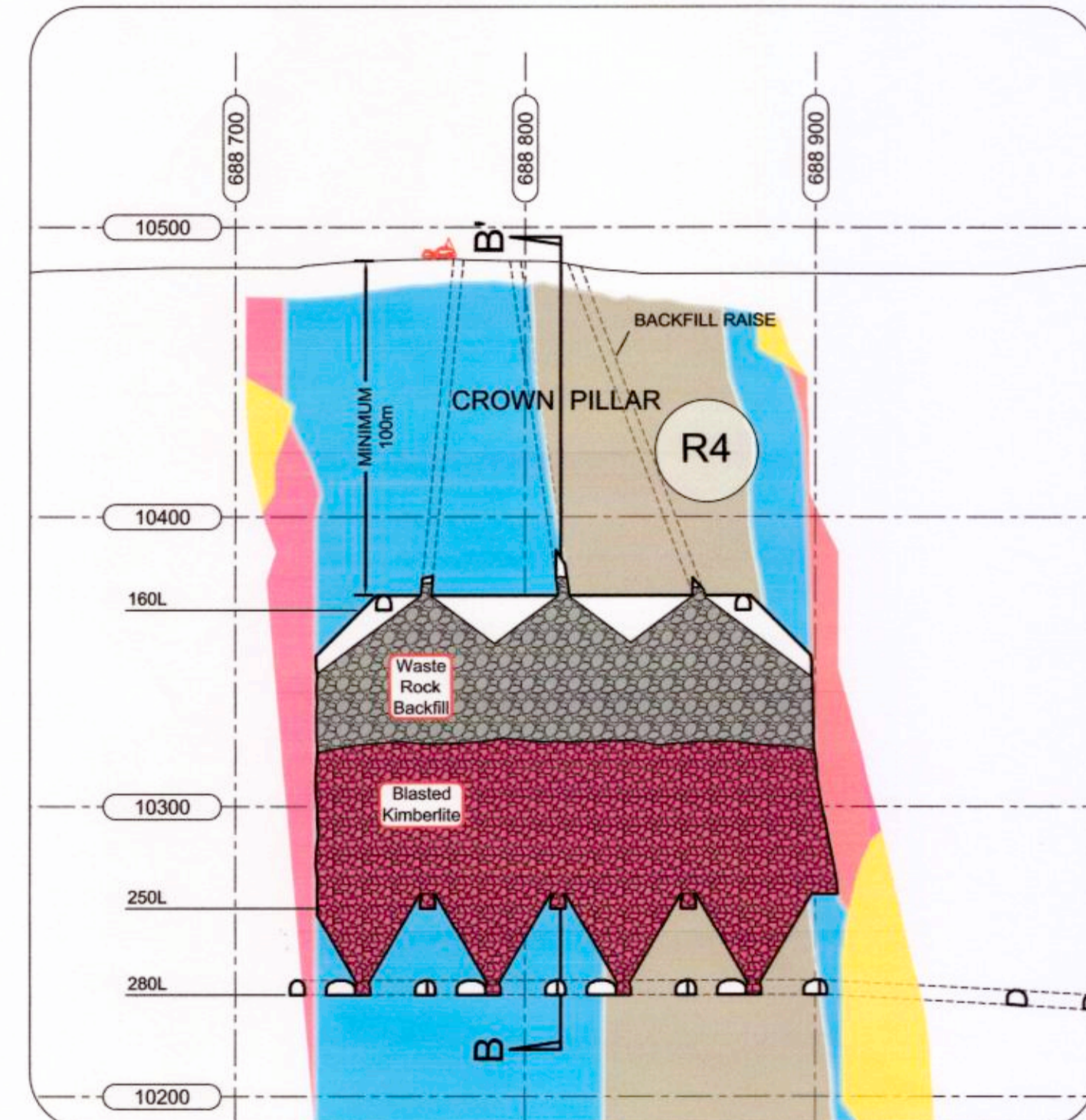
250 LEVEL (10265 MEL) - Drill Level



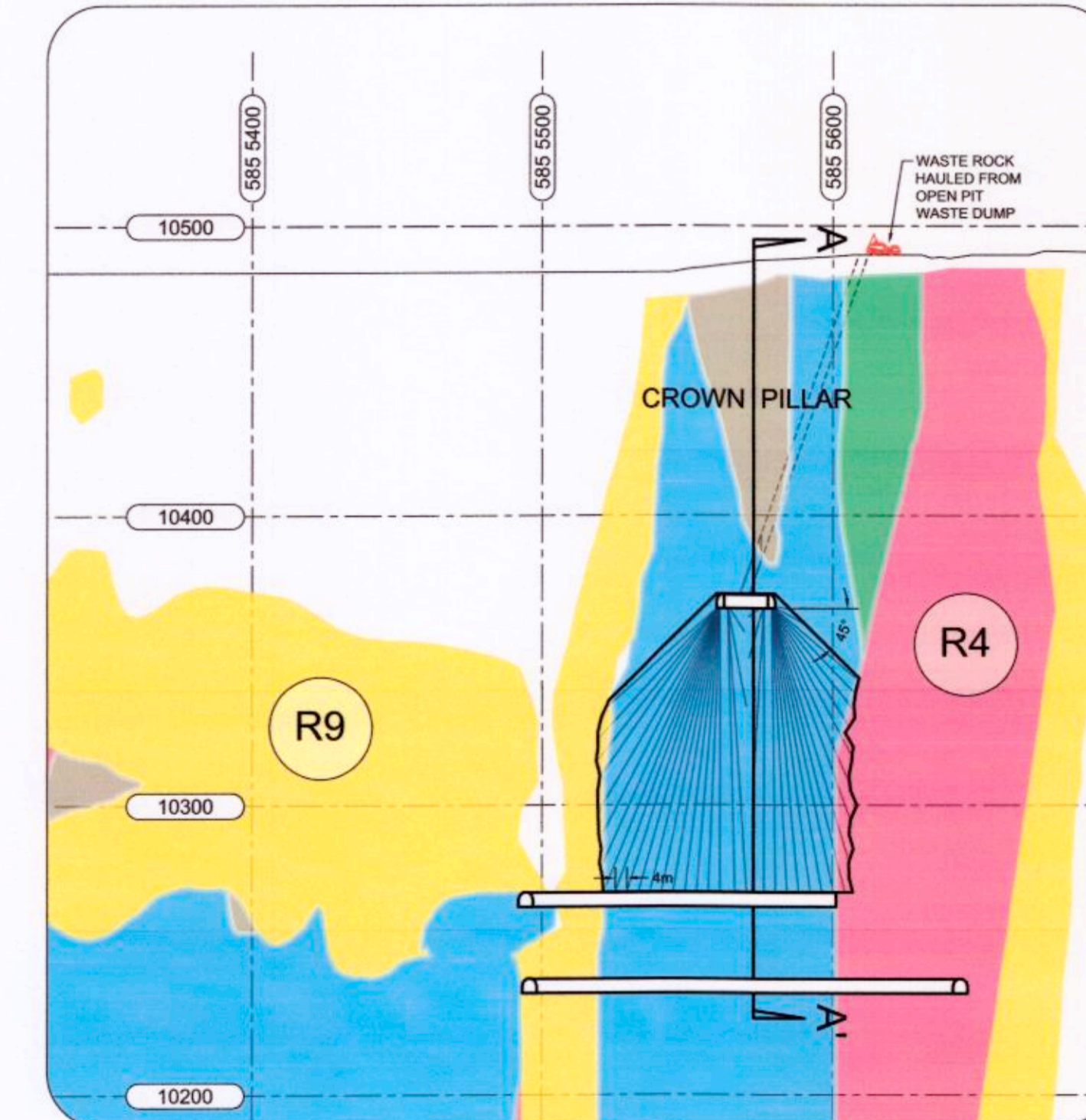
280 LEVEL (10235 MEL) - Drawpoint Level



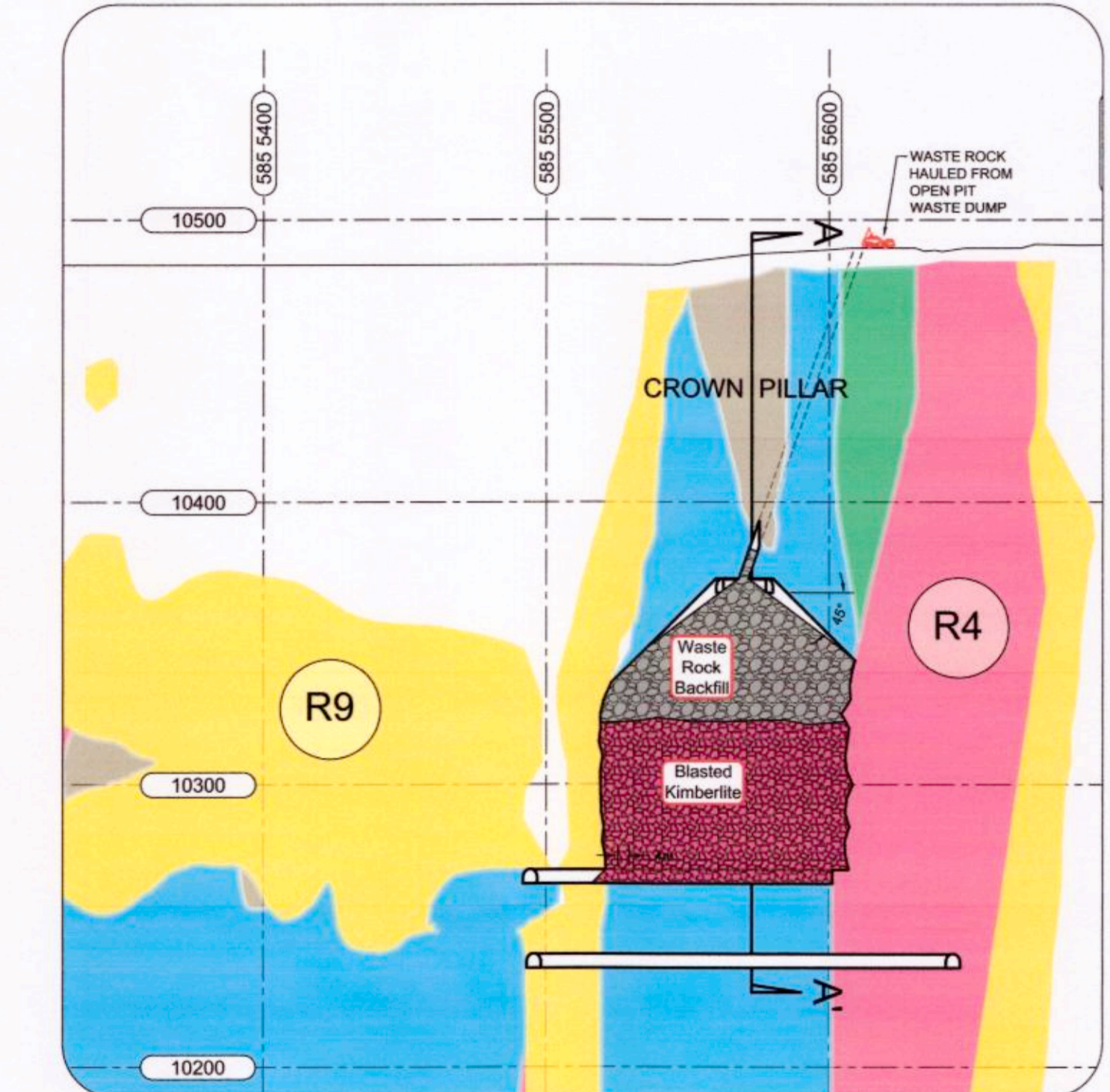
SECTION A-A'  
TYPICAL BLASTHOLE  
DRILL PATTERN



SECTION A-A'  
SCHEMATIC SHOWING  
BACKFILLING



SECTION B-B'  
TYPICAL BLASTHOLE  
DRILL PATTERN



SECTION B-B'  
SCHEMATIC SHOWING  
BACKFILLING

NOTE:

	SIZE	DIP	LENGTH
BACKFILL RAISE 1	2.7mx2.7m	73°	122m
BACKFILL RAISE 2	2.7mx2.7m	73°	122m
BACKFILL RAISE 3	2.7mx2.7m	60°	135m

Legend

- CCR
- CRB
- Kimberlite A
- Kimberlite B
- Kimberlite other
- FWR

Note:  
Underground  
(elevations are surface  
elevations + 10,000m)

ISSUE REGISTER		ISSUE REGISTER		REVISION REGISTER		REVISION REGISTER		REVISION REGISTER	
ISSUE No	REV	DATE (Y/M/D)	PURPOSE OF ISSUE	TRANSMISSION LETTER No	ISSUE No	REV	DATE (Y/M/D)	PURPOSE OF ISSUE	TRANSMISSION LETTER No
02	00	11/09/08	ISSUED FOR FEASIBILITY STUDY						
01	PA	11/06/25	ISSUED FOR REVIEW						

PROFESSIONAL SEAL

**SNC-LAVALIN**  
SNC L'AVALIN  
555, Rue-Lévesque Blvd. West  
Montréal (Québec) Canada H2Z 1Z3

**amec**

CLIENT: **stornoway** (Canada) Inc.

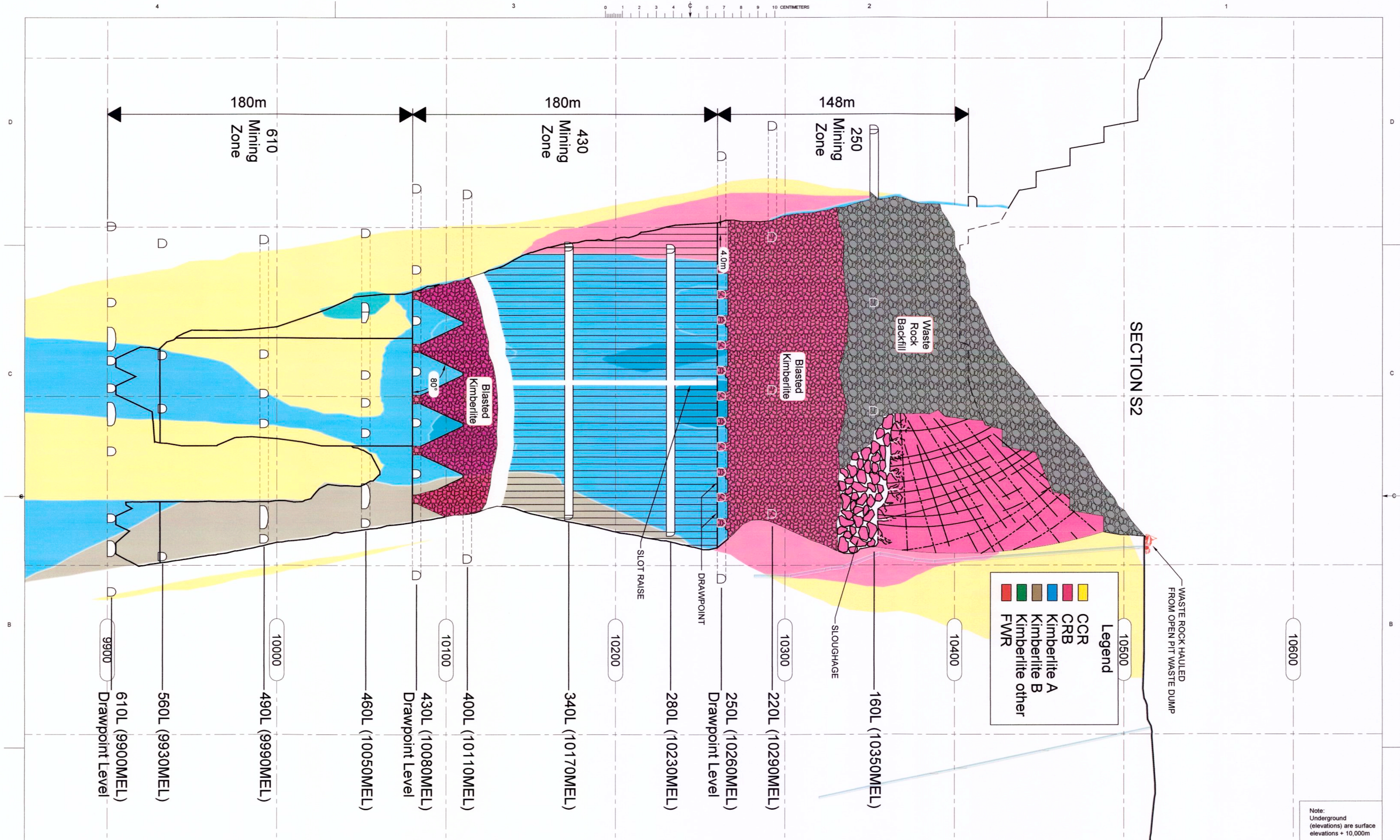
PROJECT: **RENARD PROJECT**

TITLE: **FEASIBILITY STUDY  
R4 PIPE - BHS MINING  
MINING PLANS AND SECTIONS**

DATE: 25 JUNE 2011

SCALE: 1 : 2000

PROJECT No	SUBDIVISION	SUBJECT	SERIAL	REV.
504421	1000	4M	DD	0316 00



SECTION S2

**Legend**

- CCR
- CCRB
- Kimberlite A
- Kimberlite B
- Kimberlite other
- FWR

Note:  
Underground  
(elevations) are surface  
elevations + 10,000m

ISSUE No	REV	DATE (Y/M/D)	PURPOSE OF ISSUE	TRANSMISSION LETTER No	ISSUE No	REV	DATE (Y/M/D)	PURPOSE OF ISSUE	TRANSMISSION LETTER No	PC	TEXT CHANGE	DATE (Y/M/D)	CLT	QMT	REVISION DESCRIPTION	DATE (Y/M/D)	INITIALS	* DESIGNED	** APPROVED	REFERENCE DRAWINGS NUMBER
04	00	11/09/08	ISSUED FOR FEASIBILITY STUDY																	
03	PC	11/07/18	ISSUED FOR CLIENT REVIEW																	
02	PB	11/06/22	ISSUED FOR CLIENT REVIEW																	
01	PA	11/06/13	ISSUED FOR REVIEW																	

PROFESSIONAL SEAL

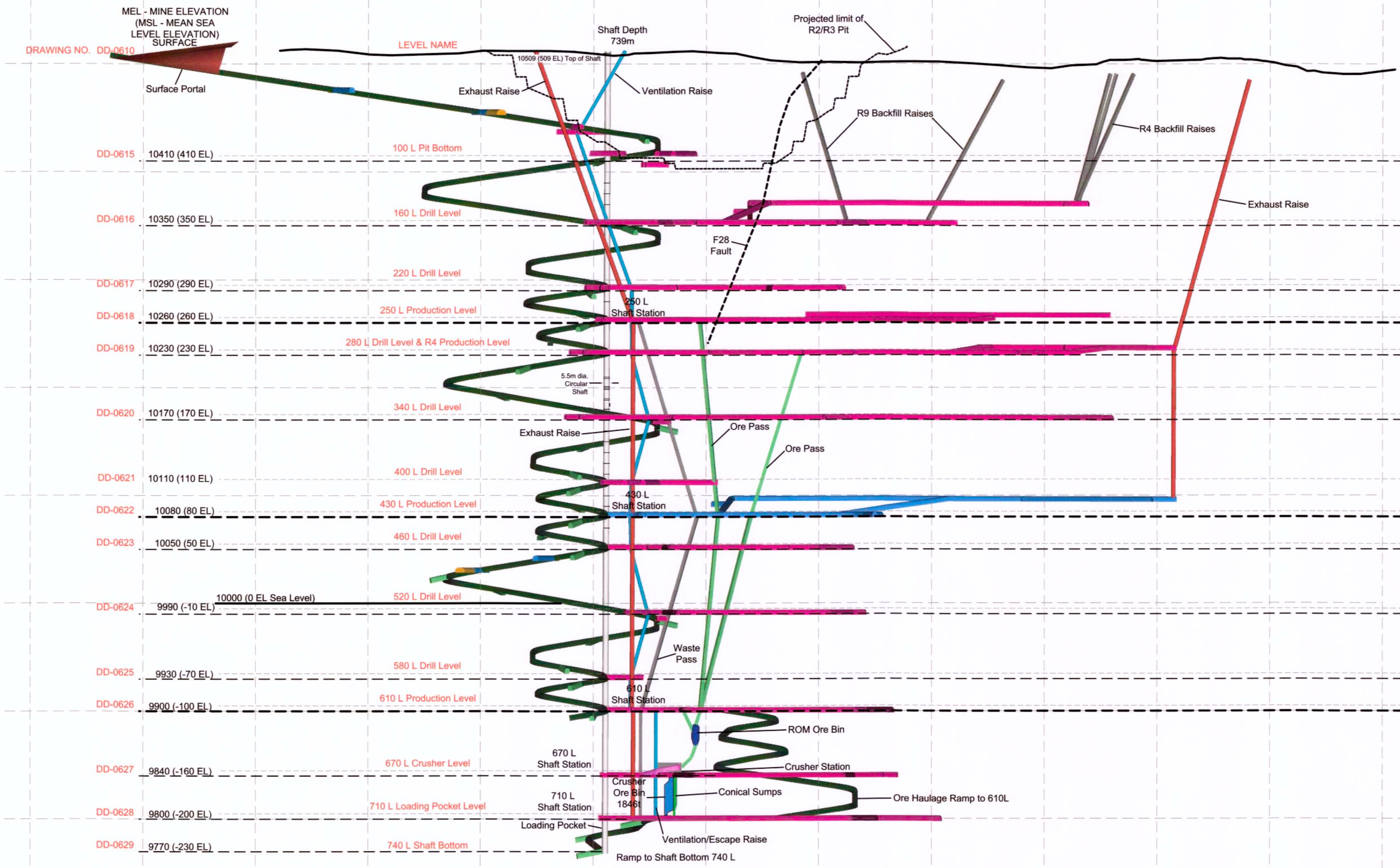
**SNC-LAVALIN**  
SNC-LAVALIN  
425, René-Lévesque Blvd West  
Montréal (Québec) Canada H2Z 1Z3

**amec**

DESIGNED G. TAYLOR	APPROVAL DISCIPLINE ENGINEER
DRAWN CLT	ENGINEERING MANAGER
CHECKED B. BAGNELL	PROJECT MANAGER
DATE 20 JANUARY 2011	CLIENT

SCALE: 1 : 1000

CLIENT <b>stornoway</b> Inc. (Canada) (Canada) Inc.	
PROJECT RENARD PROJECT	
TITLE FEASIBILITY STUDY Cross Section S2 Stope Blasting Sequence 430L	
PROJECT No 504421	SUBDIVISION 1000
SUBJECT 4M	DD
SERIAL 0528	REV. 00



ISSUE No.	REV.	DATE (Y/M/D)	PURPOSE OF ISSUE	TRANSMISSION LETTER No.	ISSUE No.	REV.	DATE (Y/M/D)	PURPOSE OF ISSUE	TRANSMISSION LETTER No.	No.	REVISION DESCRIPTION	DATE (Y/M/D)	No.	REVISION DESCRIPTION	DATE (Y/M/D)
03	00	11/10/31	ISSUED FOR BUSINESS CASE												
02	PB	11/10/24	ISSUED FOR CLIENT REVIEW												
01	PA	11/10/18	ISSUED FOR REVIEW												

PROFESSIONAL SEAL

**SNC-LAVALIN**  
455, Rue-Lévesque Blvd. West  
Montréal (Québec) Canada H2Z 1Z3

**amec**

CLIENT: **stornoway**

PROJECT: **RENARD PROJECT**

TITLE: **BUSINESS CASE  
GENERAL MINE LAYOUT  
LONGITUDINAL PROJECTION A-A'  
LOOKING WEST**

PREPARATION: G. TAYLOR  
APPROVAL: DISCIPLINE ENGINEER

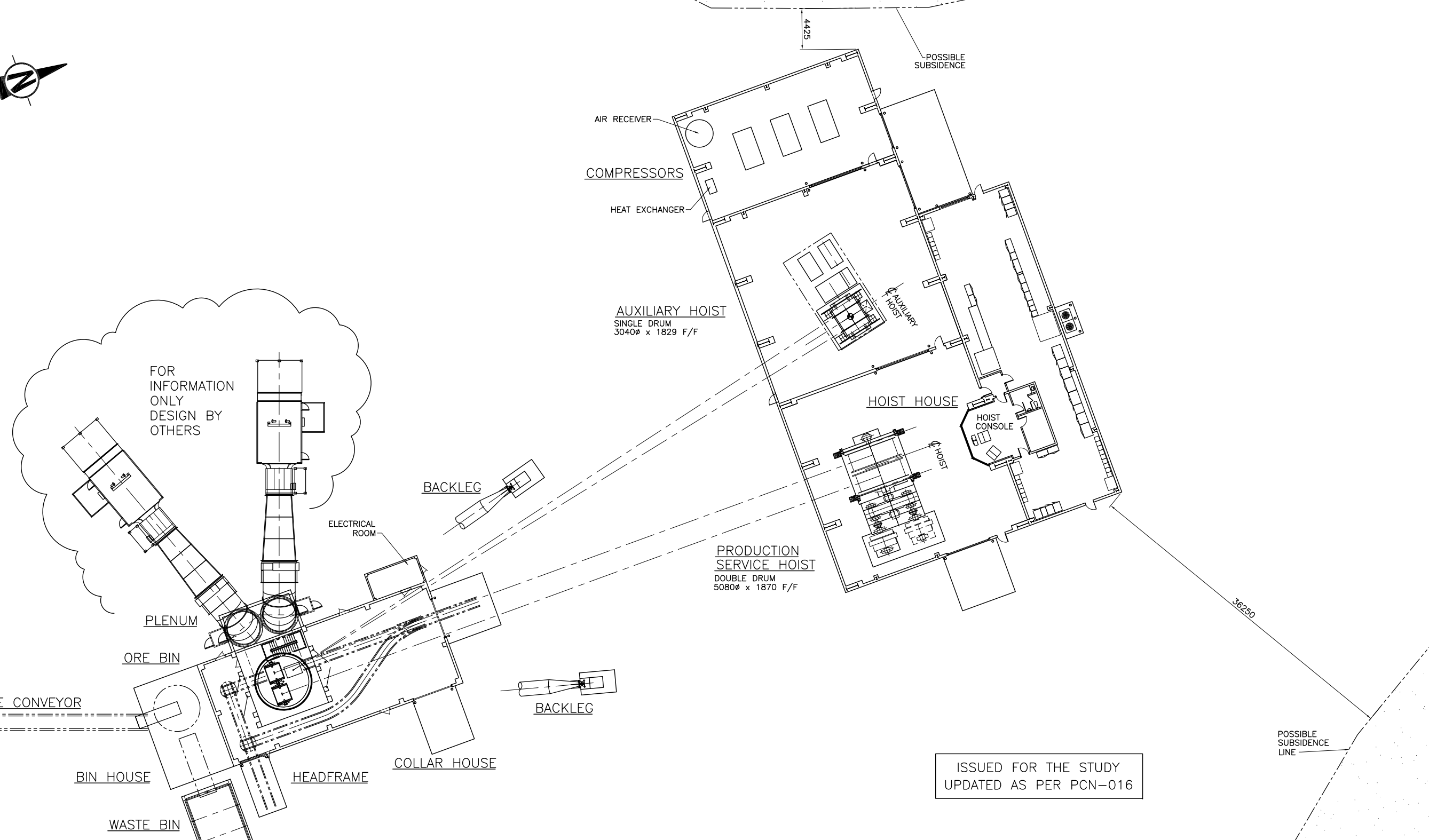
DRAWN: CLT  
ENGINEERING MANAGER

CHECKED: B. BAGNELL  
PROJECT MANAGER

DATE: 17 FEBRUARY 2011  
CLIENT

SCALE: 1 : 2000

PROJECT No.	SUBDIVISION	SUBJECT	SERIAL	REV.
504421	1000	4M DD	0650	00



**SURFACE PLANT – PLAN**  
**PRODUCTION PHASE**  
SCALE 1:200

ISSUED FOR THE STUDY  
UPDATED AS PER PCN-016

ISSUE No	REV.	DATE (Y/M/D)	PURPOSE OF ISSUE	TRANSMISSION LETTER No	ISSUE No	REV.	DATE (Y/M/D)	PURPOSE OF ISSUE	TRANSMISSION LETTER No	No	REVISION DESCRIPTION	DATE (Y/M/D)	*	**	No	REVISION DESCRIPTION	DATE (Y/M/D)	*	**	-	
05	00	11/09/09	UPDATED AS PER PCN-016																		
04	PD	22/08/11	FOR CLIENT REVIEW																		
03	PC	17/08/11	FOR CLIENT REVIEW																		
02	PB	19/04/11	FOR CLIENT REVIEW																		
01	PA	23/03/11	FOR CLIENT REVIEW & COMMENT																		

PROFESSIONAL SEAL

**SNC-LAVALIN**  
455, Boulevard Avenue Blvd. West  
Montréal (Québec) Canada H2Z 1Z3

DESIGNED: DJB  
DRAWN: DJB  
CHECKED: J.HAFIDSON  
DATE: 19/04/11  
SCALE: 1:500

**amec**

DISCIPLINE ENGINEER  
ENGINEERING MANAGER  
PROJECT MANAGER  
CLIENT

**Cementation**  
Cementation Group - Americas

**stornoway**  
Renard Project

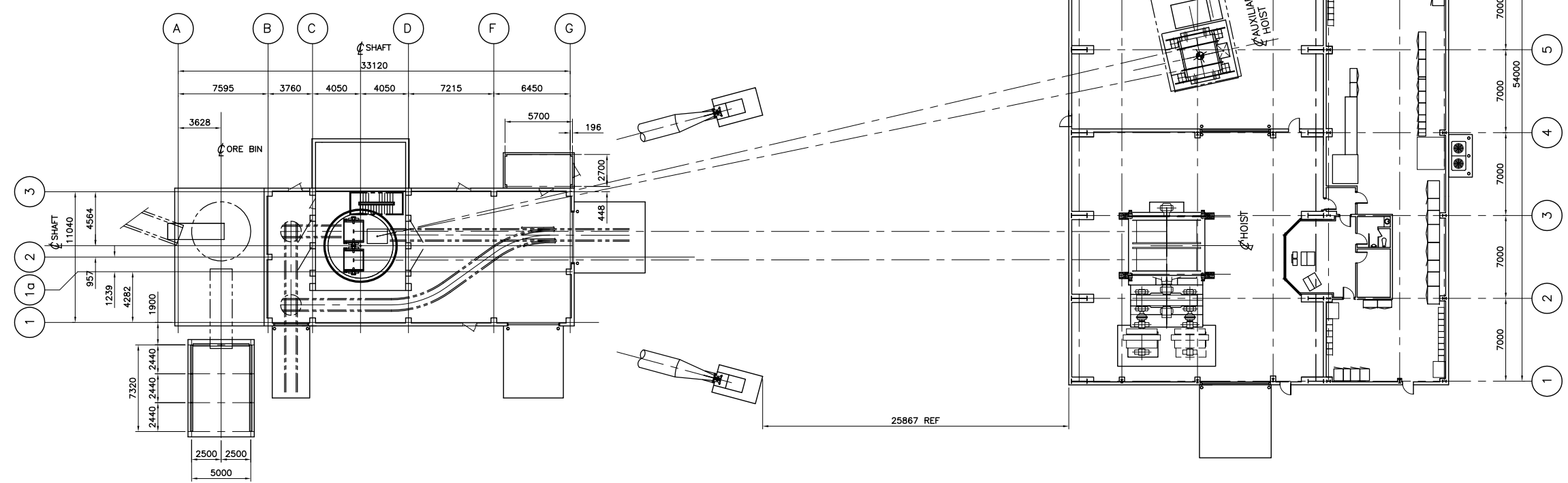
TITLE: PLANT LAYOUT – INFRASTRUCTURE  
SURFACE HEADFRAME  
SITE GENERAL ARRANGEMENT

PROJECT No	SUBDIVISION	SUBJECT	SERIAL	REV.
504421	1400	4M DD	0001	00





0 1 2 3 4 5 6 7 8 9 10 CENTIMETERS



**SURFACE COMPLEX – PLAN  
PRODUCTION ARRANGEMENT**  
SCALE 1:200

ISSUED FOR THE STUDY  
UPDATED AS PER PCN-016



**SNC-LAVALIN**  
455, Boulevard Lavigne Blvd. West  
Montréal (Québec) Canada H2Z 1Z3

DESIGNED  
DJB

DRAWN  
DJB

CHECKED  
J. HAFIDSON

DATE  
19/04/11

SCALE  
1:200

PROFESSIONAL SEAL

PREPARATION

DESIGNED  
DJB

DRAWN  
DJB

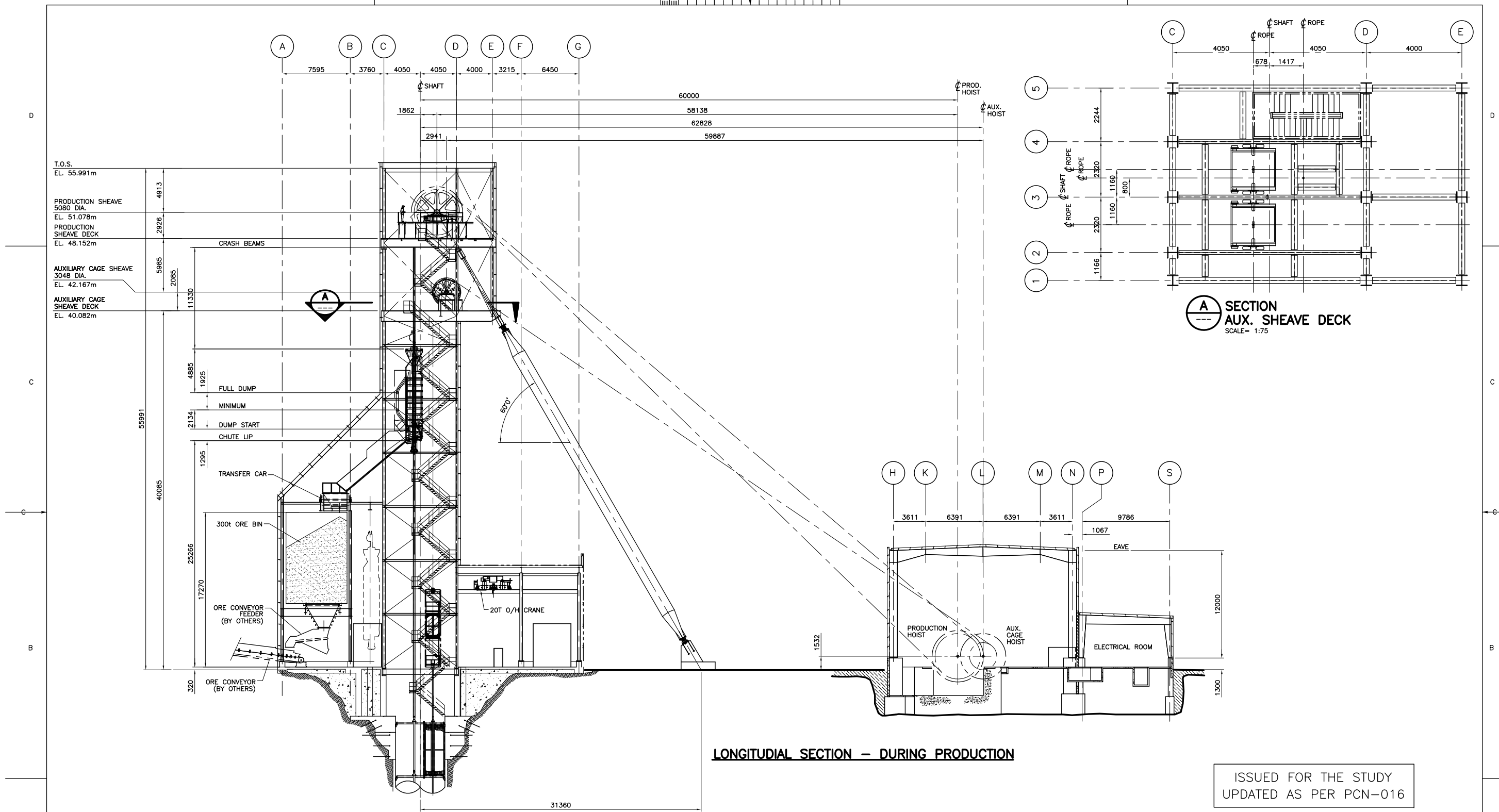
CHECKED  
J. HAFIDSON

DATE  
19/04/11

SCALE  
1:200

CLIENT						
PROJECT		RENARD PROJECT				
TITLE		PLANT LAYOUT – INFRASTRUCTURE SURFACE COMPLEX PRODUCTION ARRANGEMENT – PLAN				
PROJECT No	SUBDIVISION	SUBJECT	SERIAL	REV.		
504421	1400	4M   DD	0002	00		

ISSUE No	REV.	DATE (Y/M/D)	PURPOSE OF ISSUE	TRANSMISSION LETTER No	ISSUE No	REV.	DATE (Y/M/D)	PURPOSE OF ISSUE	TRANSMISSION LETTER No	No	REVISION DESCRIPTION	DATE (Y/M/D)	*	**	No	REVISION DESCRIPTION	DATE (Y/M/D)	*	**	-	REFERENCE DRAWINGS NUMBER
05	00	11/09/09	UPDATED AS PER PCN-016																		
04	PD	25/08/11	FOR CLIENT REVIEW																		
03	PC	25/05/11	FOR CLIENT REVIEW							03	ADDED MASONRY FIRE SEPARATION WALL	25/05/11									
02	PB	19/04/11	FOR CLIENT REVIEW																		
01	PA	23/03/11	FOR CLIENT REVIEW & COMMENT																		



**LONGITUDIAL SECTION – DURING PRODUCTION**

ISSUED FOR THE STUDY  
UPDATED AS PER PCN-016

ISSUE No	REV.	DATE (Y/M/D)	PURPOSE OF ISSUE	TRANSMISSION LETTER No	ISSUE No	REV.	DATE (Y/M/D)	PURPOSE OF ISSUE	TRANSMISSION LETTER No	REVISION DESCRIPTION	DATE (Y/M/D)	INITIALS: * DESIGNED ** APPROVED	REVISION DESCRIPTION	DATE (Y/M/D)	INITIALS: * DESIGNED ** APPROVED	REFERENCE DRAWINGS NUMBER
04	00	11/09/09	UPDATED AS PER PCN-016													
03	PC	22/08/11	FOR CLIENT REVIEW													
02	PB	19/04/11	FOR CLIENT REVIEW													
01	PA	23/03/11	FOR CLIENT REVIEW & COMMENT													

PROFESSIONAL SEAL

**SNC-LAVALIN**  
455, Boulevard Lacombe Blvd. West  
Montréal (Québec) Canada H2Z 1Z3

**amec**

**Cementation**  
Cementation Group - Americas

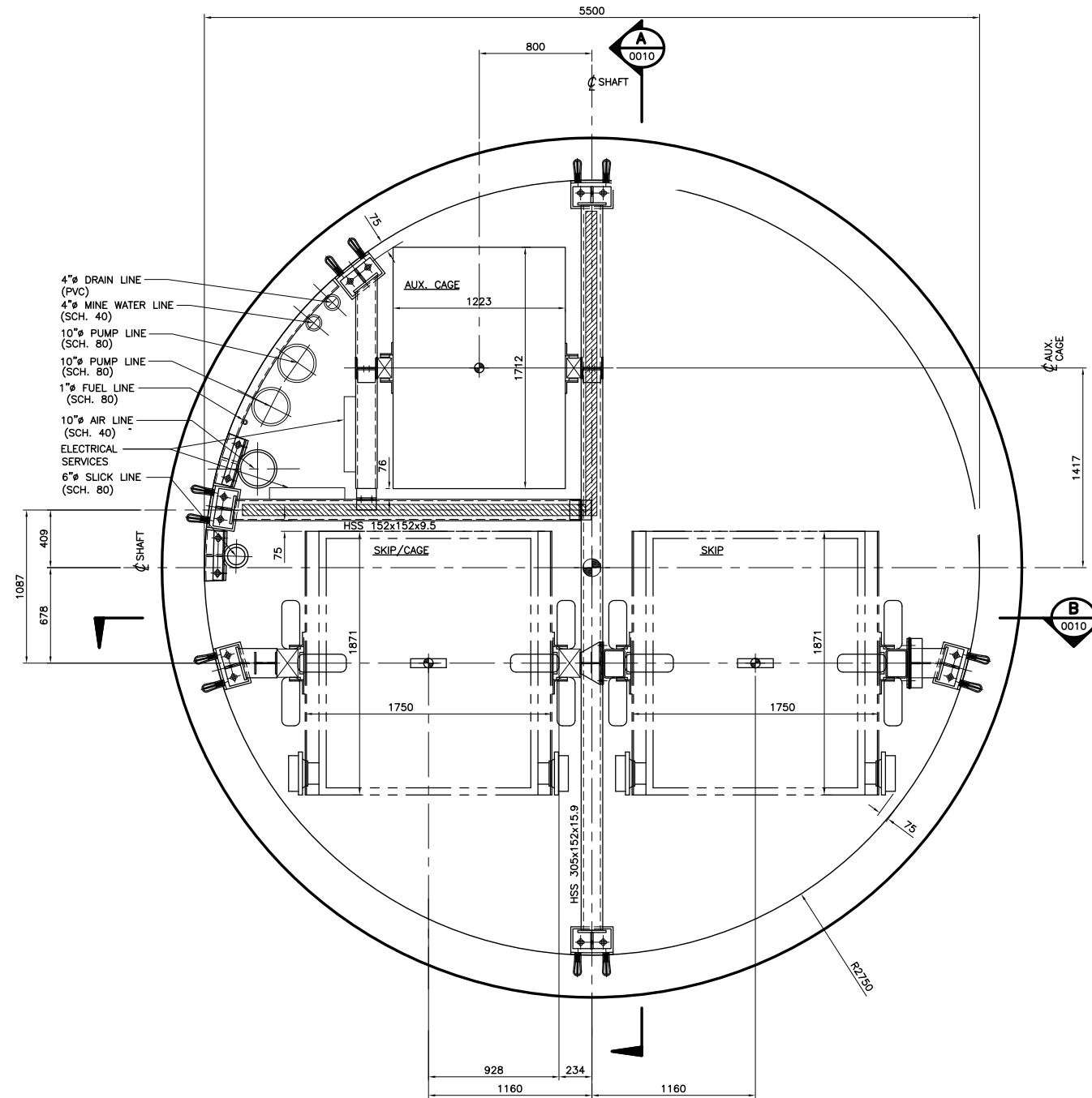
**stornoway**  
Cementation Group - Americas

CLIENT: RENARD PROJECT

PROJECT: RENARD PROJECT

TITLE: PLANT LAYOUT – INFRASTRUCTURE SURFACE COMPLEX PRODUCTION ARRANGEMENT – SECTION

PROJECT No	SUBDIVISION	SUBJECT	SERIAL	REV.
504421	1400	4M   DD	0003	00



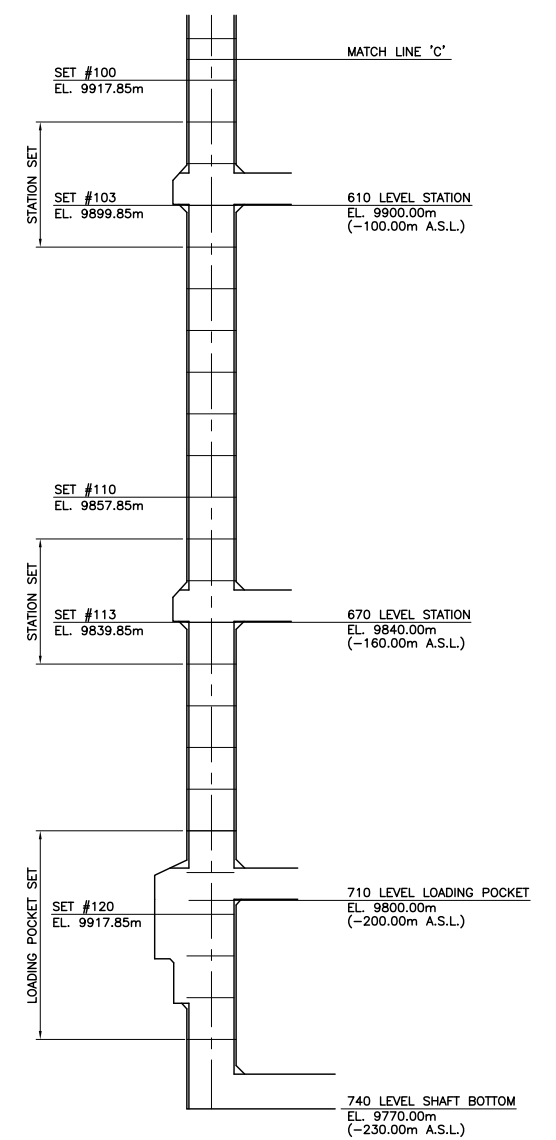
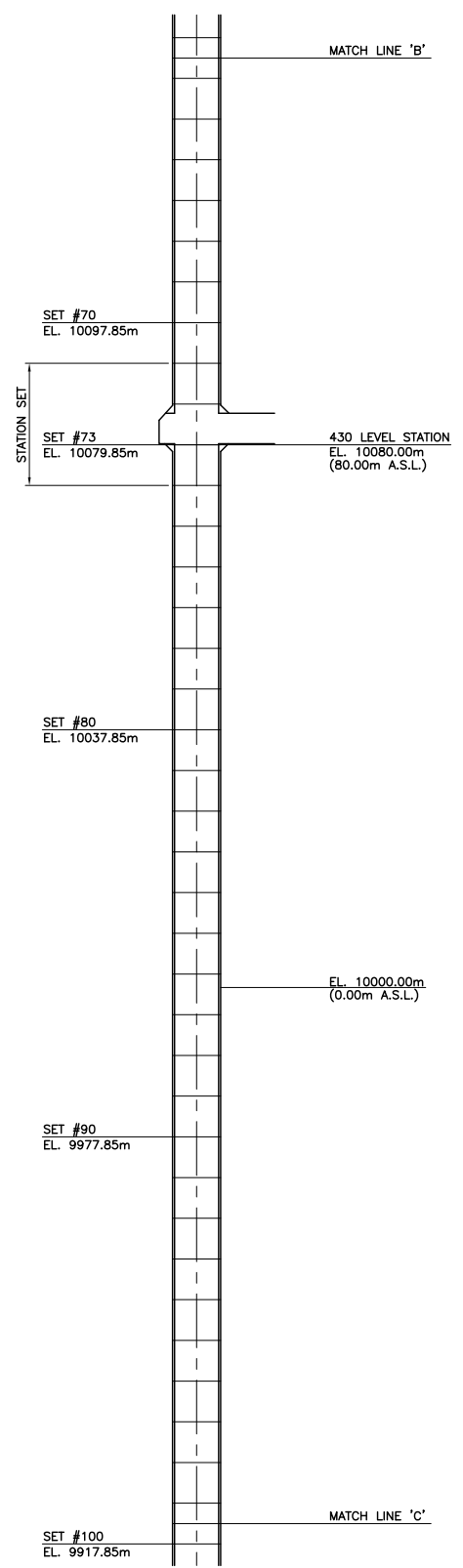
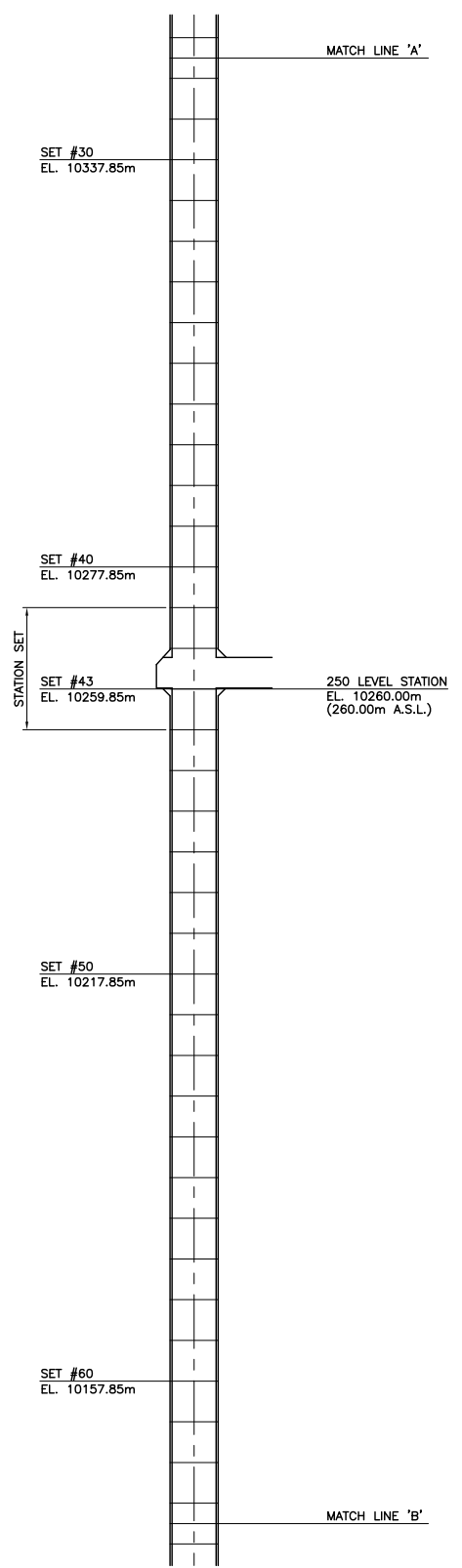
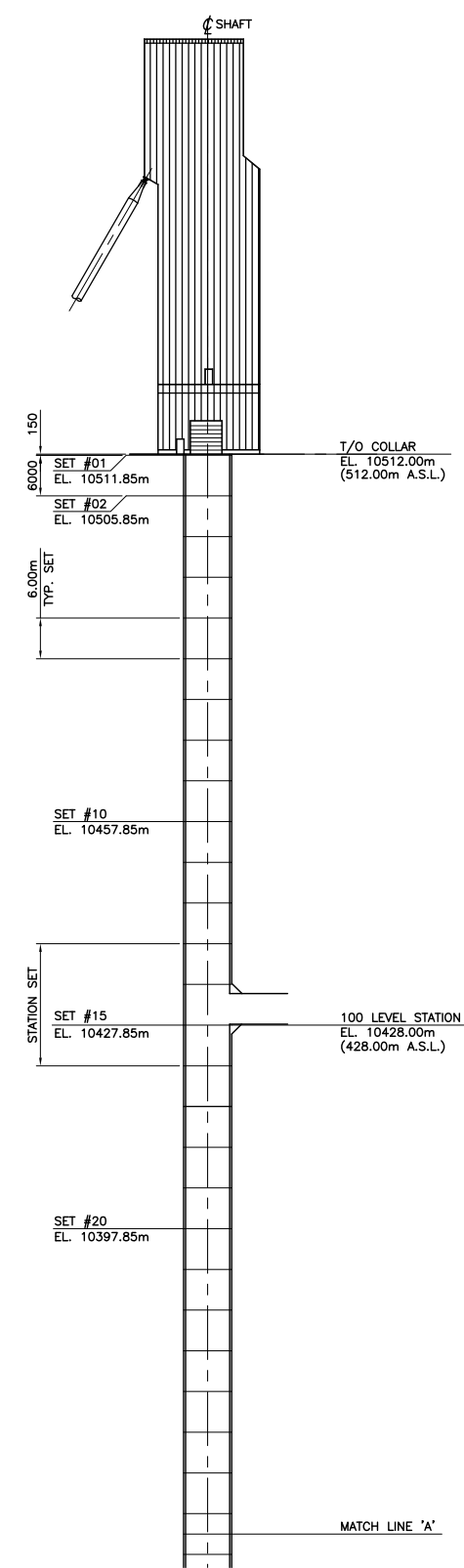
ISSUED FOR THE STUDY  
UPDATED AS PER PCN-016

**SHAFT PLAN – GENERAL ARRANGEMENT**



 SNC-LAVALIN 455, Boulevard Lasveque Blvd. West Montréal (Québec) Canada H2Z 1Z3				 CLIENT	
DESIGNED DJB	DISCIPLINE ENGINEER	APPROVAL		PROJECT RENARD PROJECT	
DRAWN DJB	ENGINEERING MANAGER			TITLE PLANT LAYOUT – INFRASTRUCTURE TYPICAL SHAFT PLAN 5.5m GENERAL ARRANGEMENT	
CHECKED J. HAFILDSON	PROJECT MANAGER			CLIENT	
DATE 15/08/11				PROJECT No 504421	
				SUBDIVISION 1400	
				SUBJECT 4M DD	
				SERIAL 0009	
				REV. 00	

ISSUE No	REV.	DATE (Y/M/D)	PURPOSE OF ISSUE	TRANSMISSION LETTER No	ISSUE No	REV.	DATE (Y/M/D)	PURPOSE OF ISSUE	TRANSMISSION LETTER No	REVISION DESCRIPTION	DATE (Y/M/D)	INITIALS	DESIGNED	APPROVED	REVISION DESCRIPTION	DATE (Y/M/D)	INITIALS	DESIGNED	APPROVED	REFERENCE DRAWINGS NUMBER
04	00	11/09/09	UPDATED AS PER PCN-016																	
03	PC	15/08/11	REVISED SHAFT PLAN																	
02	PB	19/04/11	FOR CLIENT REVIEW																	
01	PA	23/03/11	FOR CLIENT REVIEW & COMMENT																	

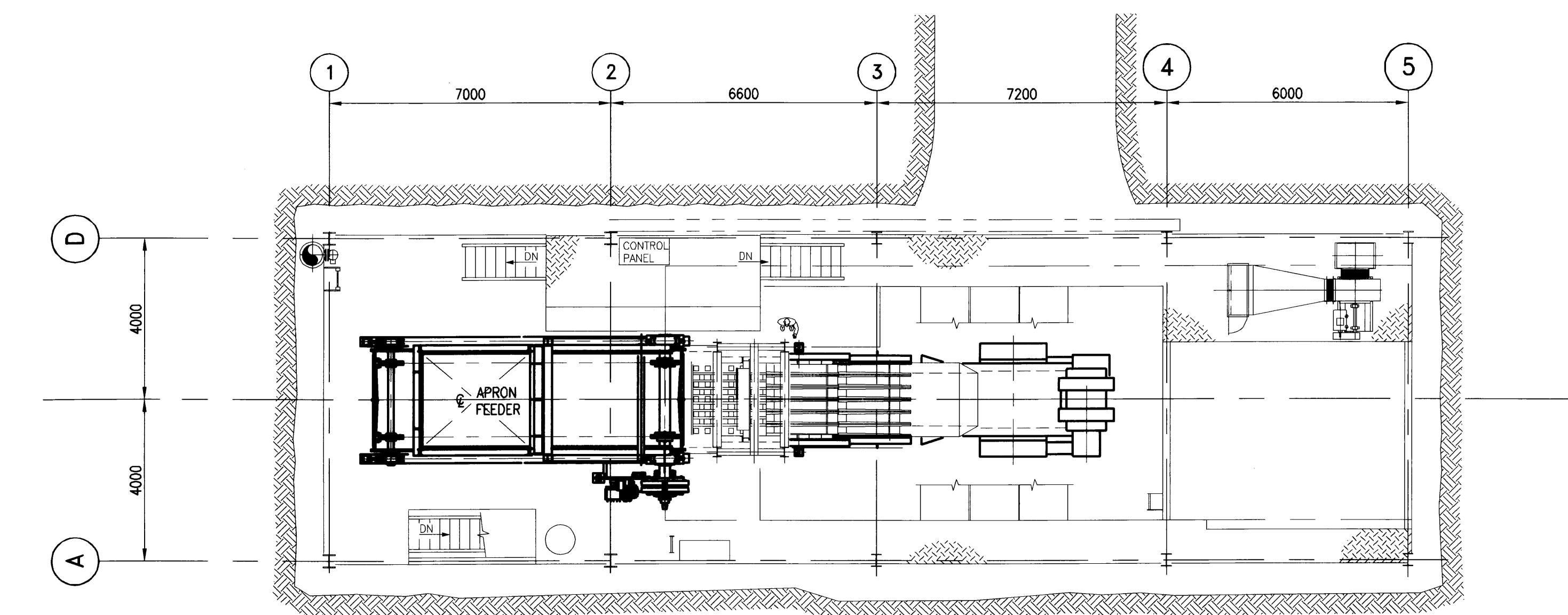


ISSUED FOR THE STUDY  
UPDATED AS PER PCN-016

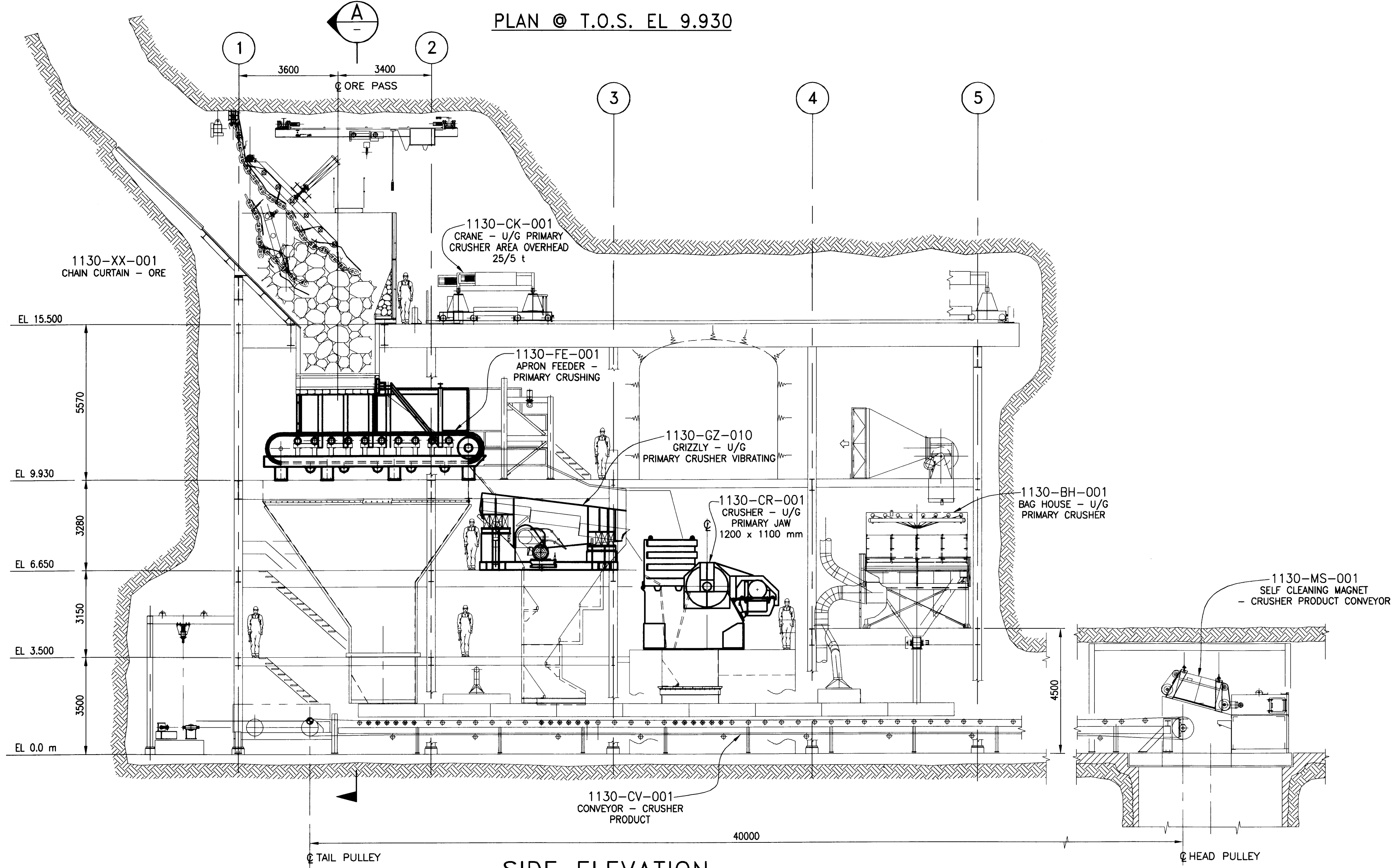


 SNC-LAVALIN 455, Boulevard Lasveque Blvd. West Montreal (Quebec) Canada H2Z 1Z3				 CLIENT	
DESIGNED DJB	APPROVAL DISCIPLINE ENGINEER	PROJECT RENARD PROJECT			
DRAWN DJB	ENGINEERING MANAGER	TITLE PLANT LAYOUT - INFRASTRUCTURE OVERALL SHAFT LONG SECTION SET LOCATION DIAGRAM			
CHECKED J. HAFIDSON	PROJECT MANAGER	CLIENT			
DATE 15/08/11	CLIENT	PROJECT No	SUBDIVISION	SUBJECT	SERIAL
SCALE 1:500		504421	1400	4M   DD	0011 00

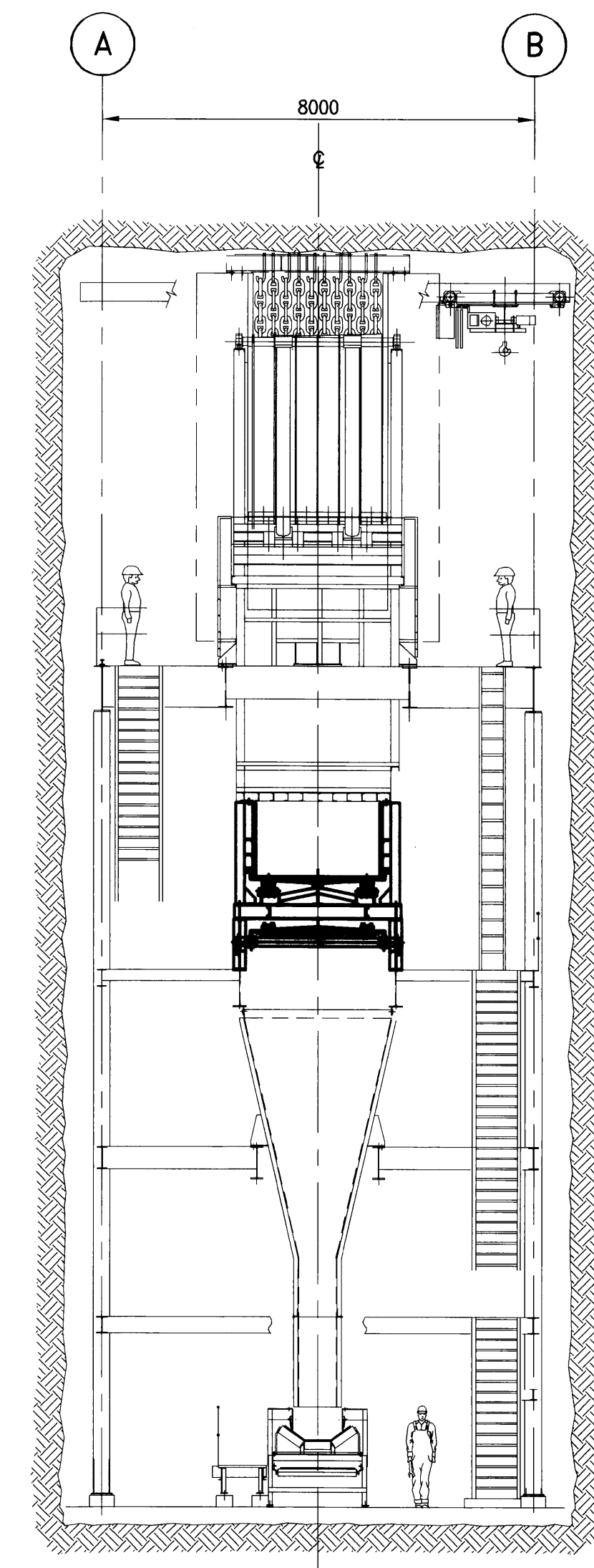
ISSUE No	REV.	DATE (Y/M/D)	PURPOSE OF ISSUE	TRANSMISSION LETTER No	ISSUE No	REV.	DATE (Y/M/D)	PURPOSE OF ISSUE	TRANSMISSION LETTER No	REVISION DESCRIPTION	DATE (Y/M/D)	INITIALS	DESIGNED	APPROVED	REVISION DESCRIPTION	DATE (Y/M/D)	INITIALS	DESIGNED	APPROVED	REFERENCE DRAWINGS NUMBER
04	00	11/09/09	UPDATED AS PER PCN-016																	
03	PC	15/08/11	100 LEVEL STATION REMOVED																	
02	PB	19/04/11	FOR CLIENT REVIEW																	
01	PA	23/03/11	FOR CLIENT REVIEW & COMMENT																	



PLAN @ T.O.S. EL 9.930



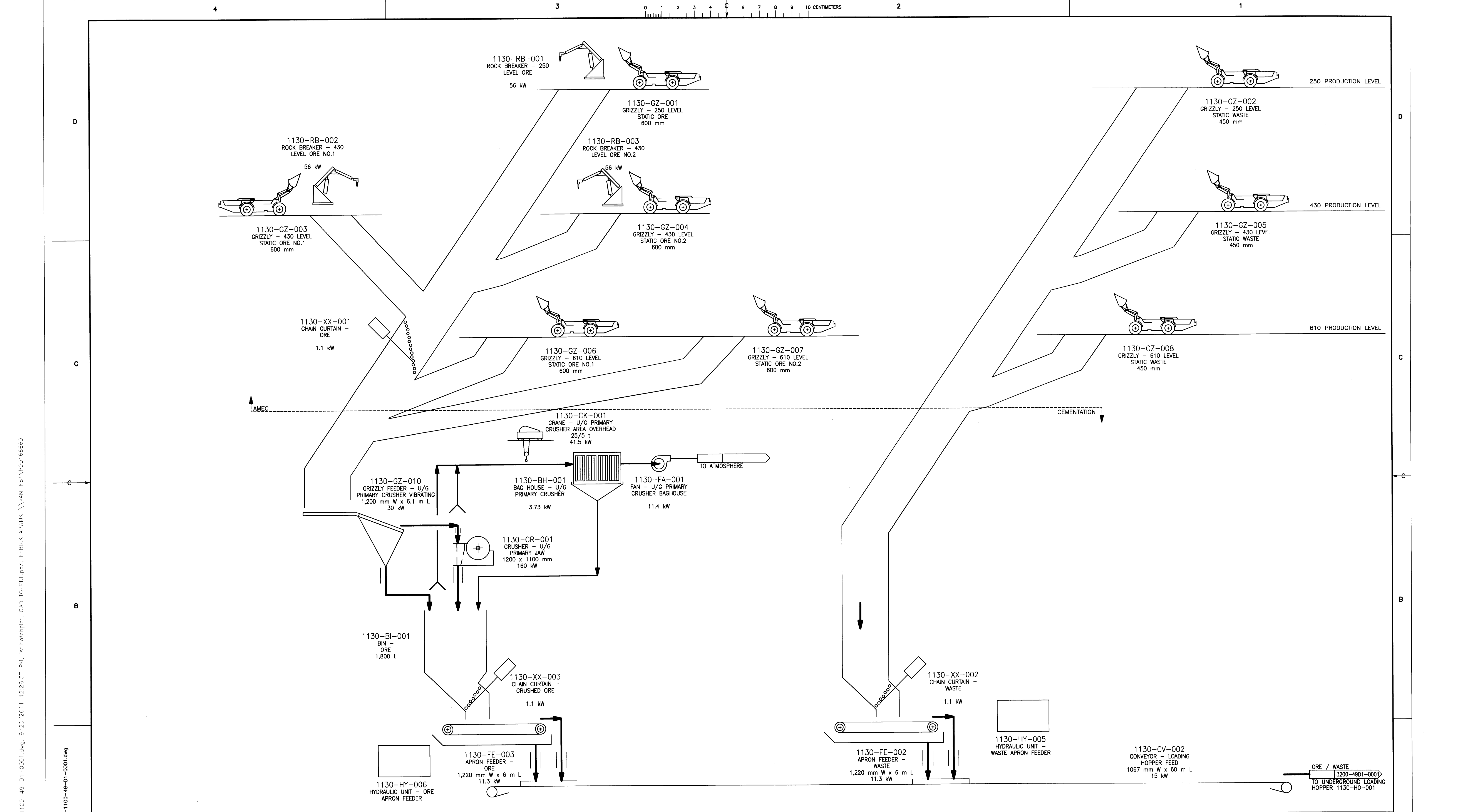
SIDE ELEVATION



SECTION A

ISSUE REGISTER			ISSUE REGISTER			REVISION REGISTER			REVISION REGISTER			REVISION REGISTER			REFERENCE DRAWINGS NUMBER		
ISSUE No	REV	DATE (Y/M/D)	PURPOSE OF ISSUE	TRANSMISSION LETTER No	ISSUE No	REV	DATE (Y/M/D)	PURPOSE OF ISSUE	TRANSMISSION LETTER No	No	REVISION DESCRIPTION	DATE (Y/M/D)	* ** No	REVISION DESCRIPTION	DATE (Y/M/D)	* ** No	REFERENCE DRAWINGS NUMBER
-	00	2011/06/03	ISSUED FOR FEASIBILITY STUDY														
-	PB	2011/04/01	ISSUED FOR CLIENT REVIEW														
-	PA	2011/03/14	ISSUED FOR INTERNAL REVIEW														

PROFESSIONAL SEAL	 SNC-LAVALIN 455, Rue-Lavoie Blvd. West Montreal (Quebec) Canada H2Z 1Z3	 APPROVAL	CLIENT  RENARD PROJECT
DESIGNED J. COMBRINCK	DISCIPLINE ENGINEER	 APPROVAL	PROJECT
DRAWN E. LOEWEN	ENGINEERING MANAGER	PROJECT MANAGER H. RYANS H.R.	TITLE UNDERGROUND PRIMARY CRUSHING CRUSHING STATION GENERAL ARRANGEMENT
CHECKED	CLIENT		
DATE 07MAR2011			
SCALE 1:100			
	PROJECT No	SUBDIVISION	SUBJECT
	504421	1100	45 D2
	SERIAL	0001	REV.
			00



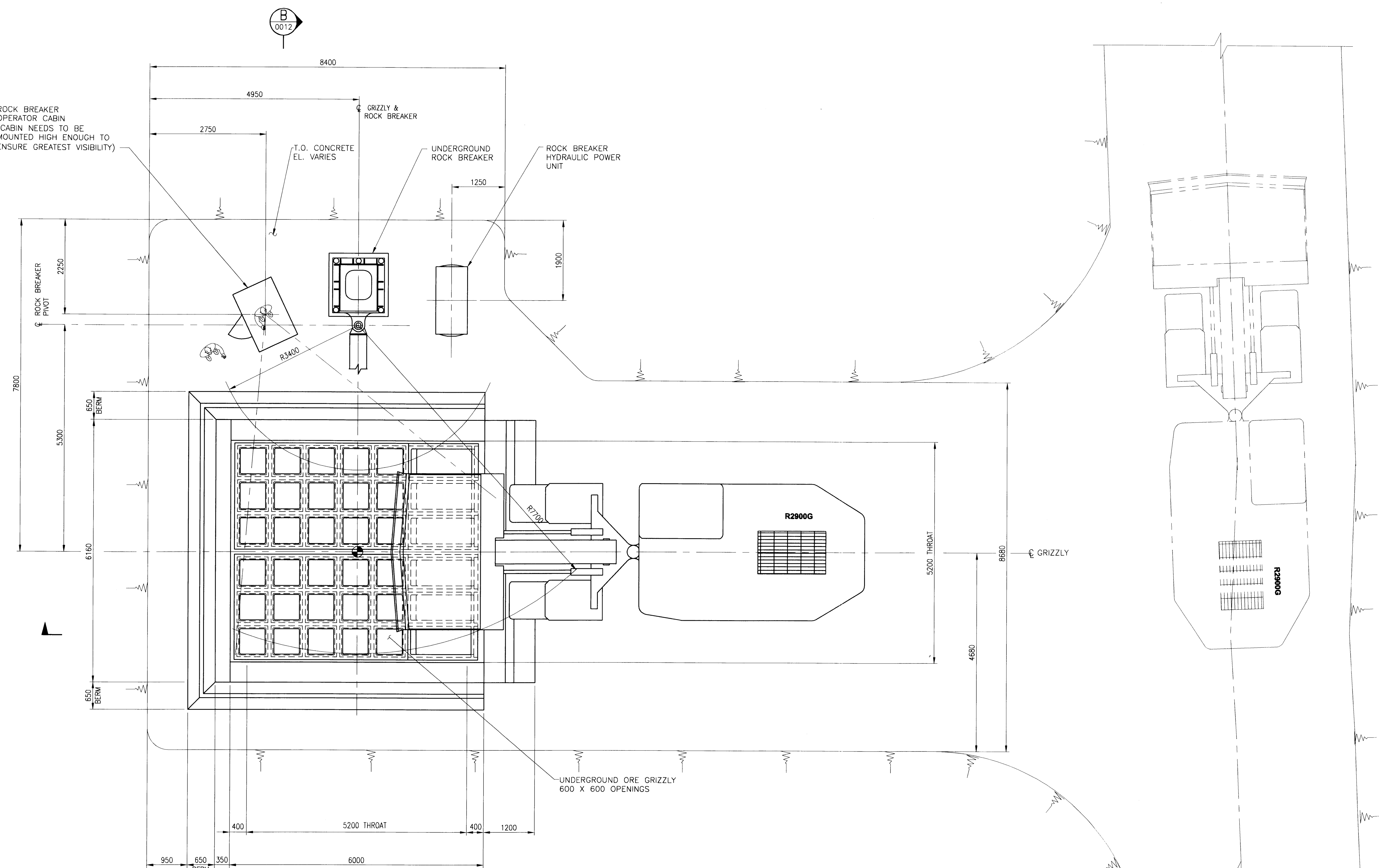
ISSUE No	REV.	DATE (Y/M/D)	PURPOSE OF ISSUE	TRANSMISSION LETTER No	ISSUE No	REV.	DATE (Y/M/D)	PURPOSE OF ISSUE	TRANSMISSION LETTER No	No	REVISION DESCRIPTION	DATE (Y/M/D)	**	No	REVISION DESCRIPTION	DATE (Y/M/D)	**	No	REFERENCE DRAWINGS NUMBER
6	02	2011/09/23	ISSUED FOR FEASIBILITY STUDY																
5	01	2011/06/28	ISSUED FOR FEASIBILITY STUDY																
4	00	2011/05/13	ISSUED FOR FEASIBILITY STUDY																
3	PC	2011/03/24	ISSUED FOR UPDATE																
2	PB	2011/02/04	ISSUED FOR CLIENT REVIEW																
1	PA	2011/01/21	ISSUED FOR INTERNAL REVIEW																

ISSUE REGISTER		ISSUE REGISTER		REVISION REGISTER		REVISION REGISTER		REVISION REGISTER		REFERENCE DRAWINGS NUMBER	
----------------	--	----------------	--	-------------------	--	-------------------	--	-------------------	--	---------------------------	--

PROFESSIONAL SEAL	<b>SNC-LAVALIN</b> SNC-LAVALIN 455, Rue-Lévesque Blvd. West Montréal (Québec) Canada H2Z 1Z3	<b>amec</b>	CLIENT <b>stornoway</b> (Canada) Inc.
DESIGNED H. RYANS H.R.	DISCIPLINE ENGINEER	APPROVAL	PROJECT <b>RENARD PROJECT</b>
DRAWN K. RIDLEY K.R.	ENGINEERING MANAGER	PROJECT MANAGER	TITLE <b>UNDERGROUND PRIMARY CRUSHING PROCESS FLOW DIAGRAM</b>
CHECKED H. RYANS H.R.	CLIENT		PROJECT No 504421
DATE 10JAN11			SUBDIVISION 1100
SCALE NTS			SUBJECT 49 D1
			SERIAL 0001
			REV. 02

P:\CAD\PRC\Ferrestability Flow\sheet\304421-1100-49-D1-0001.dwg, 9/22/2011 12:26:37 PM, ist.botetpici, CAD TO PDF.pc3, FERRO-KIAP/UK \\\VAN-FSI\PC0186653

LAST SAVE: 2011/09/20 - 12:26pm  
 PATH: P:\CAD\PRC\Ferrestability Flow\sheet\304421-1100-49-D1-0001.dwg



**LEGEND**  
TYPICAL FOR 6 UNDERGROUND ROCK BREAKER INSTALLATIONS

ROCK BREAKER	
1130-RB-001	250 LEVEL ORE
1130-RB-002	430 LEVEL ORE NO. 1
1130-RB-003	430 LEVEL ORE NO. 2

LAST SAVE: 2011/11/24 - 3:35pm  
PATH: P:\CAD\MAT\1150-45-02-0010.dwg

ISSUE REGISTER		ISSUE REGISTER		REVISION REGISTER		REVISION REGISTER		REVISION REGISTER		REFERENCE DRAWINGS NUMBER	
ISSUE No	REV.	DATE (Y/M/D)	PURPOSE OF ISSUE	TRANSMISSION LETTER No	ISSUE No	REV.	DATE (Y/M/D)	PURPOSE OF ISSUE	TRANSMISSION LETTER No	No	DESCRIPTION
-	00	2011/06/03	ISSUED FOR FEASIBILITY STUDY								
-	PB	2011/04/01	ISSUED FOR CLIENT REVIEW								
-	PA	2011/03/14	ISSUED FOR INTERNAL REVIEW								

PROFESSIONAL SEAL

**SNC-LAVALIN**  
450, Rue Lévesque Blvd. West  
Montréal (Québec) Canada H2Z 1Z3

**amec**

**stornoway**  
canada inc.

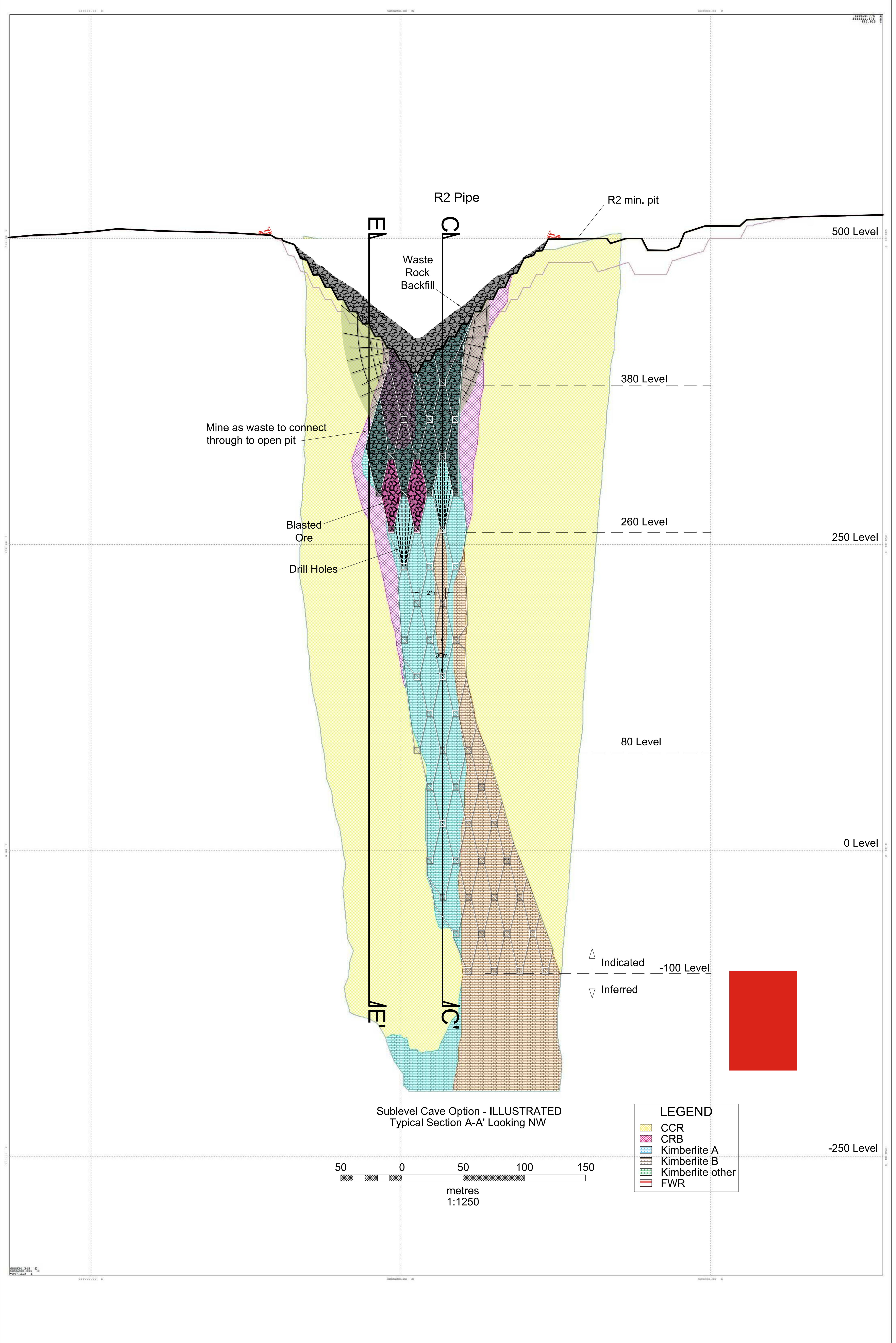
CLIENT: RENARD PROJECT

PROJECT: RENARD PROJECT

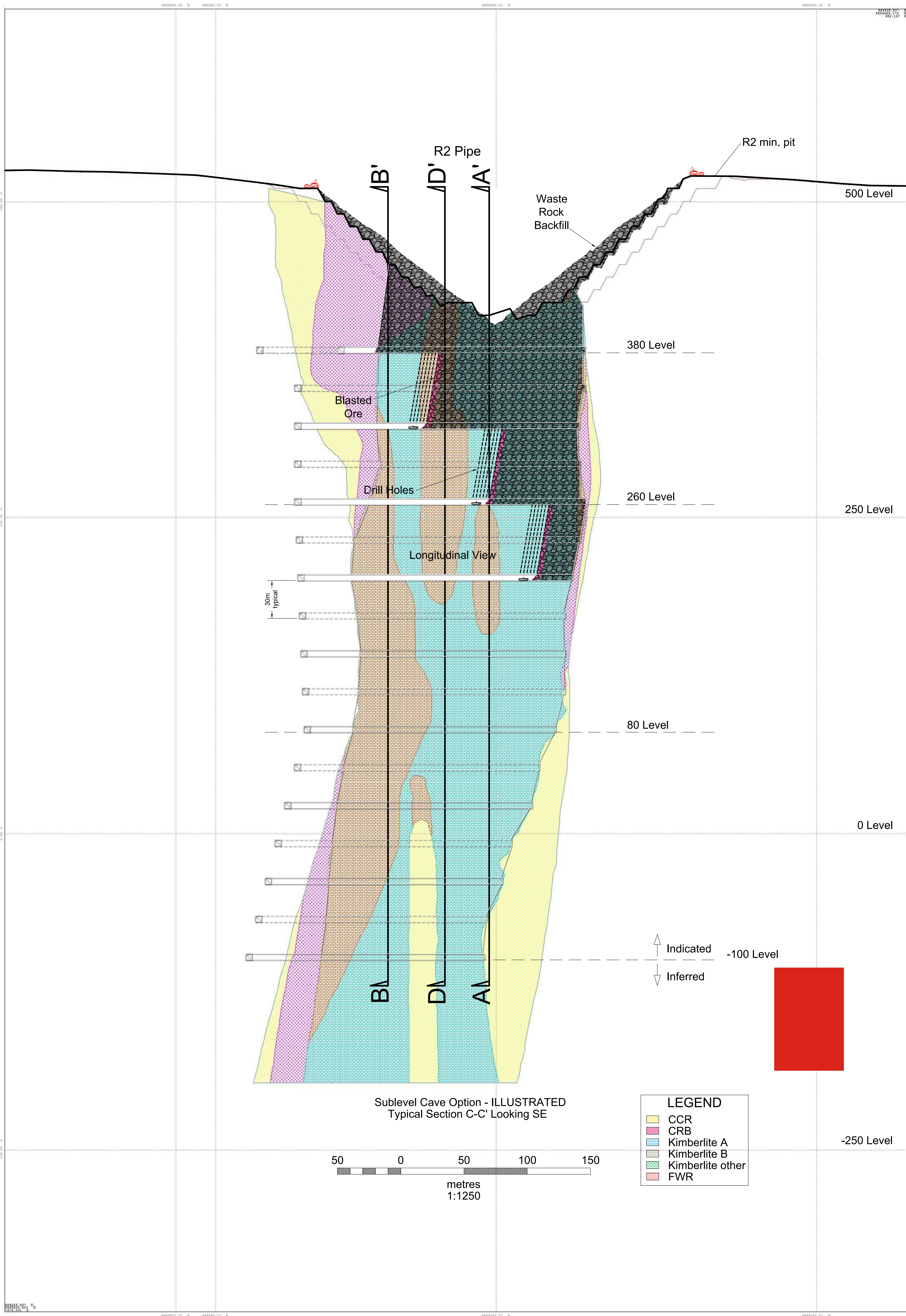
TITLE: TYPICAL UNDERGROUND GRIZZLY ARRANGEMENT - PLAN

PROJECT No	SUBDIVISION	SUBJECT	SERIAL	REV.
504421	1150	45 D2	0010	00

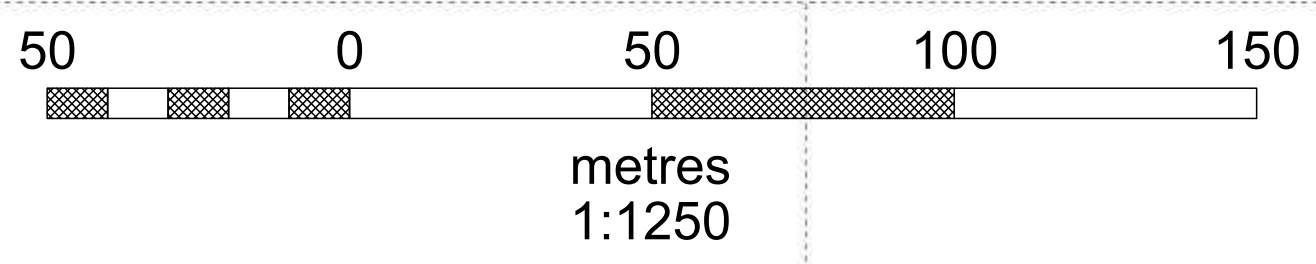
504421A1HEN - FRAME AT HORIZONTAL ENGLISH







Sublevel Cave Option - ILLUSTRATED  
Typical Section C-C' Looking SE



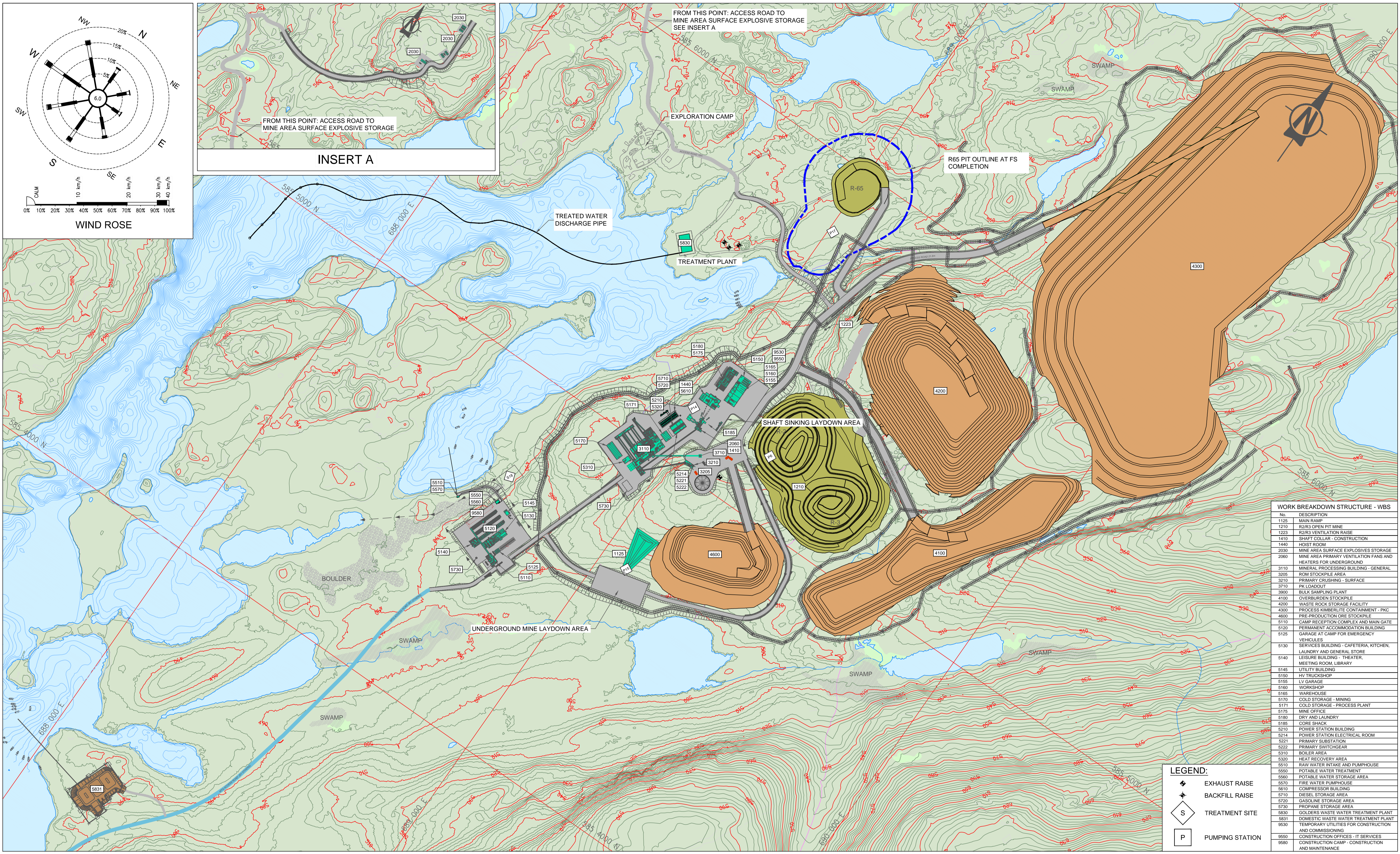
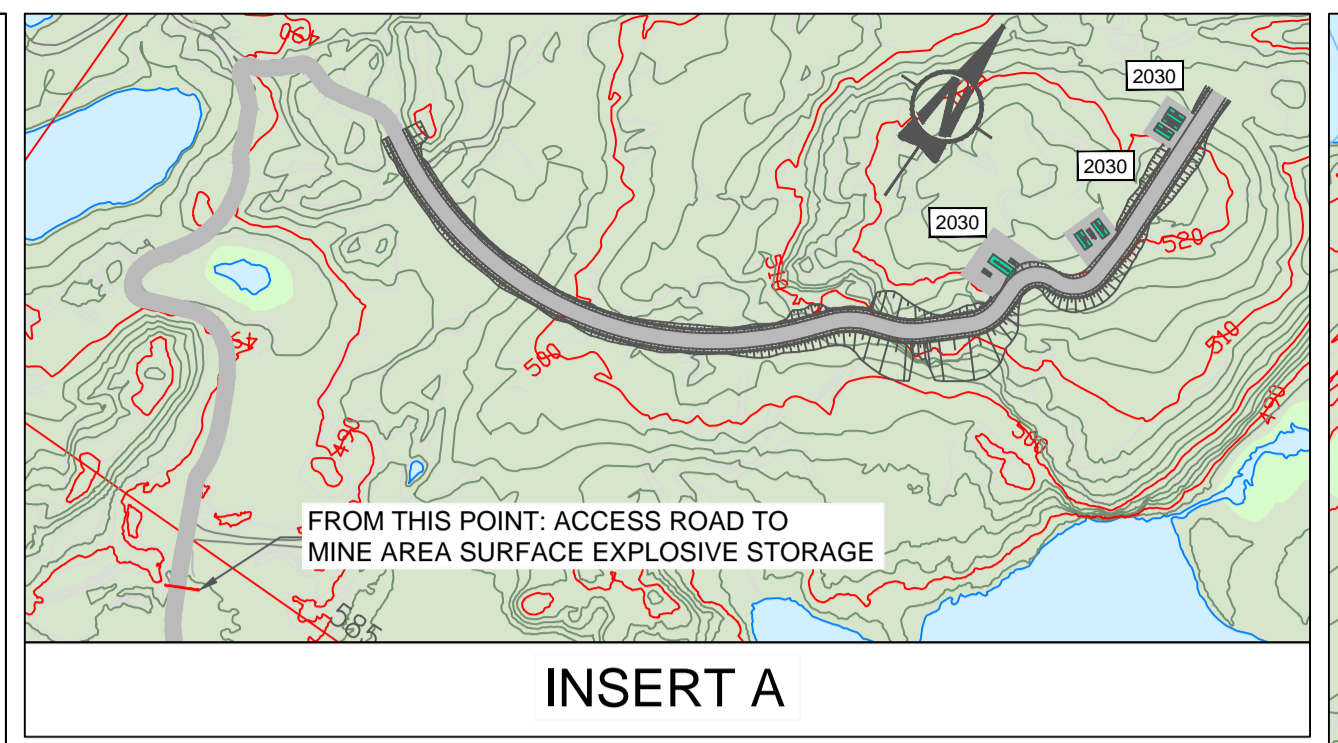
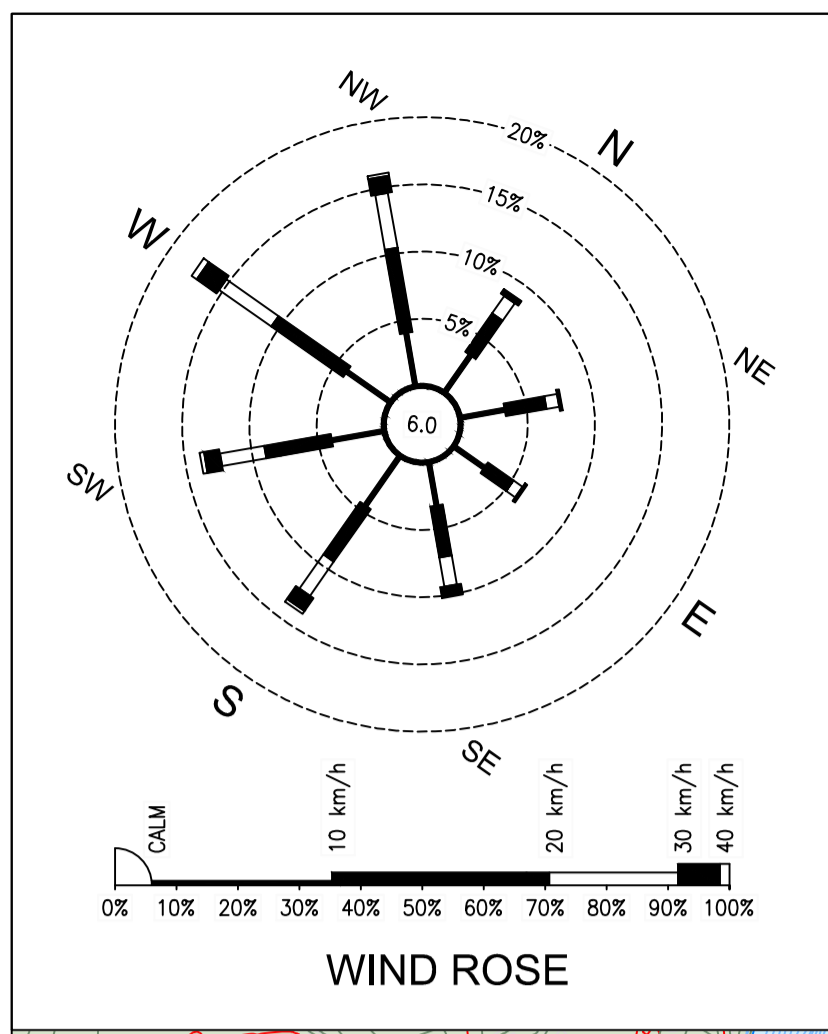
LEGEND	
	CCR
	CRB
	Kimberlite A
	Kimberlite B
	Kimberlite other
	FWR

↑ Indicated  
↓ Inferred



-250 Level

**PLANS D'AMÉNAGEMENT GÉNÉRAL  
DU SITE MINIER**



No.	DESCRIPTION
1125	MAIN RAMP
1210	R2/R3 OPEN PIT MINE
1223	R2/R3 VENTILATION RAISE
1410	SHAFT COLLAR - CONSTRUCTION
1440	HOIST ROOM
2030	MINE AREA SURFACE EXPLOSIVES STORAGE
2060	MINE AREA PRIMARY VENTILATION FANS AND HEATERS FOR UNDERGROUND
3110	MINERAL PROCESSING BUILDING - GENERAL
3205	ROM STOCKPILE AREA
3210	PRIMARY CRUSHING - SURFACE
3710	PK LOADOUT
3900	BULK SAMPLING PLANT
4100	OVERBURDEN STOCKPILE
4200	WASTE ROCK STORAGE FACILITY
4300	PROCESS KIMBERLITE CONTAINMENT - PKC
4600	PRE-PRODUCTION ORE STOCKPILE
5110	CAMP RECEPTION COMPLEX AND MAIN GATE
5120	PERMANENT ACCOMMODATION BUILDING
5125	GARAGE AT CAMP FOR EMERGENCY VEHICLES
5130	SERVICES BUILDING - CAFETERIA, KITCHEN, LAUNDRY AND GENERAL STORE
5140	LEISURE BUILDING - THEATER, MEETING ROOM, LIBRARY
5145	UTILITY BUILDING
5150	HY TRUCKSHOP
5155	LV GARAGE
5160	WORKSHOP
5165	WAREHOUSE
5170	COLD STORAGE - MINING
5171	COLD STORAGE - PROCESS PLANT
5175	MINE OFFICE
5180	DRY AND LAUNDRY
5185	COKE SHACK
5210	POWER STATION BUILDING
5214	POWER STATION ELECTRICAL ROOM
5221	PRIMARY SUBSTATION
5222	PRIMARY SWITCHGEAR
5310	BOILER AREA
5320	HEAT RECOVERY AREA
5510	RAW WATER INTAKE AND PUMPHOUSE
5550	POTABLE WATER TREATMENT
5560	POTABLE WATER STORAGE AREA
5570	FIRE WATER PUMPHOUSE
5610	COMPRESSOR BUILDING
5710	DIESEL STORAGE AREA
5720	GASOLINE STORAGE AREA
5730	PROPANE STORAGE AREA
5830	GOLDERS WASTE WATER TREATMENT PLANT
5831	DOMESTIC WASTE WATER TREATMENT PLANT
9530	TEMPORARY UTILITIES FOR CONSTRUCTION AND COMMISSIONING
9550	CONSTRUCTION OFFICES - IT SERVICES
9580	CONSTRUCTION CAMP - CONSTRUCTION AND MAINTENANCE

**LEGEND:**

- ◆ EXHAUST RAISE
- ◆ BACKFILL RAISE
- ◆ TREATMENT SITE
- ◆ PUMPING STATION

ISSUE No	REV.	DATE (Y/M/D)	PURPOSE OF ISSUE	TRANSMISSION LETTER No	ISSUE No	REV.	DATE (Y/M/D)	PURPOSE OF ISSUE	TRANSMISSION LETTER No
06	PF	2011/03/09	FOR UPDATE		12	05	2011/09/22	ISSUED FOR ESTIMATION PCN-016	
05	PE	2011/02/23	FOR UPDATE		11	04	2011/07/15	FOR STUDY	
04	PD	2011/02/07	FOR CLIENT REVIEW & COMMENT		10	03	2011/06/10	FOR STUDY	
03	PC	2011/01/21	FOR CLIENT REVIEW & COMMENT		09	02	2011/06/08	FOR STUDY	
14	07	2011-10-24	ISSUED FOR STUDY		08	01	2011/04/01	FOR UPDATE	
13	06	2011-09-30	ISSUED FOR STUDY		07	00	2011/03/17	FOR STUDY	

PROFESSIONAL SEAL

**SNC-LAVALIN**  
455, René-Lévesque Blvd. West  
Montréal (Québec) Canada H2Z 1Z3

**améc**

**stornorway**  
INCORPORATED

CLIENT: **RENARD PROJECT**

PROJECT: **OVERALL SITE PLAN**

PREPARATION: G.B./M.C. *M. Groux*

APPROVAL: DISCIPLINE ENGINEER

DESIGNED: G.B./M.C. *M. Groux*

ENGINEERING MANAGER

DRAWN: F.R./A.D.

ENGINEERING MANAGER

CHECKED: M.L. *[Signature]*

PROJECT MANAGER

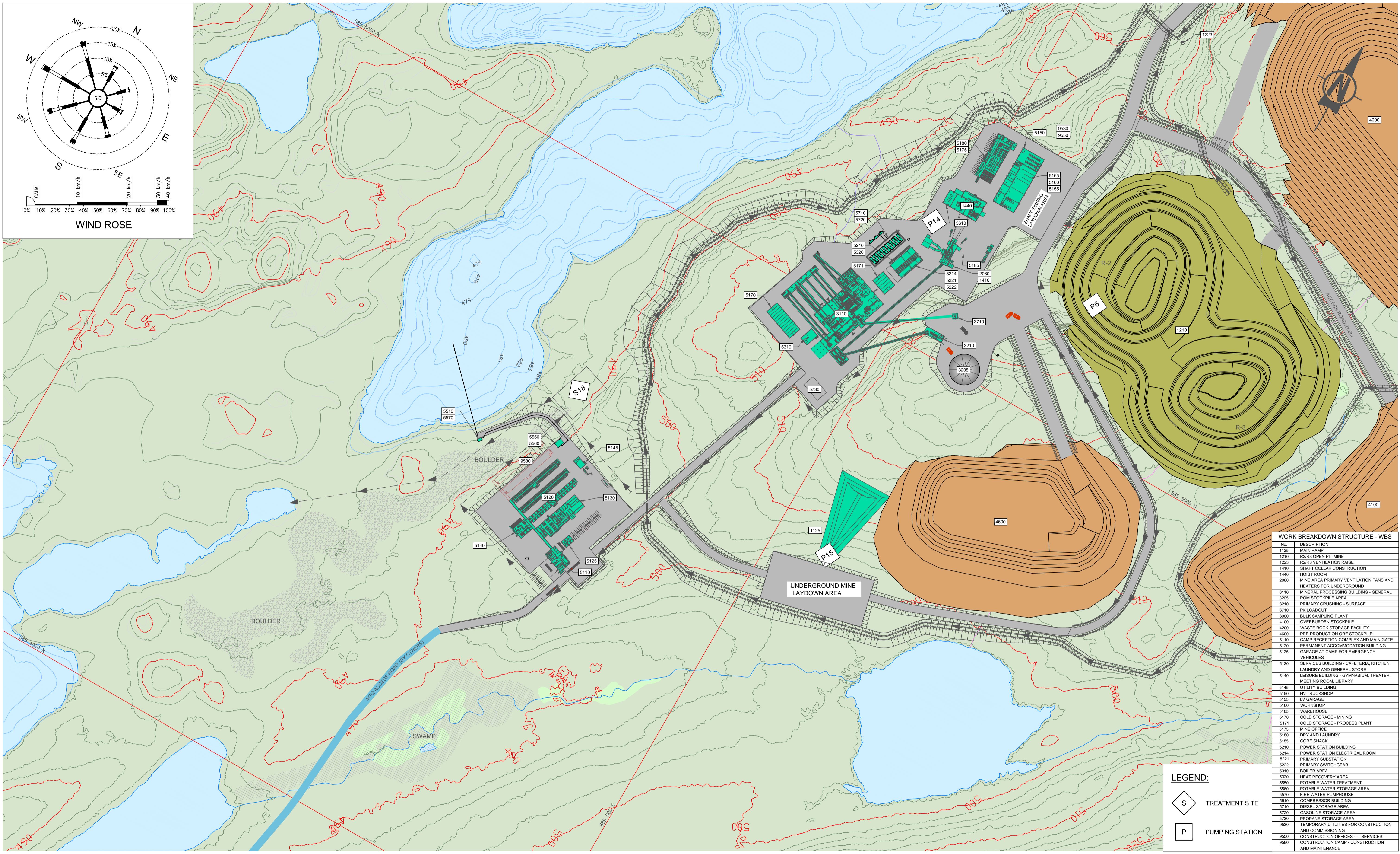
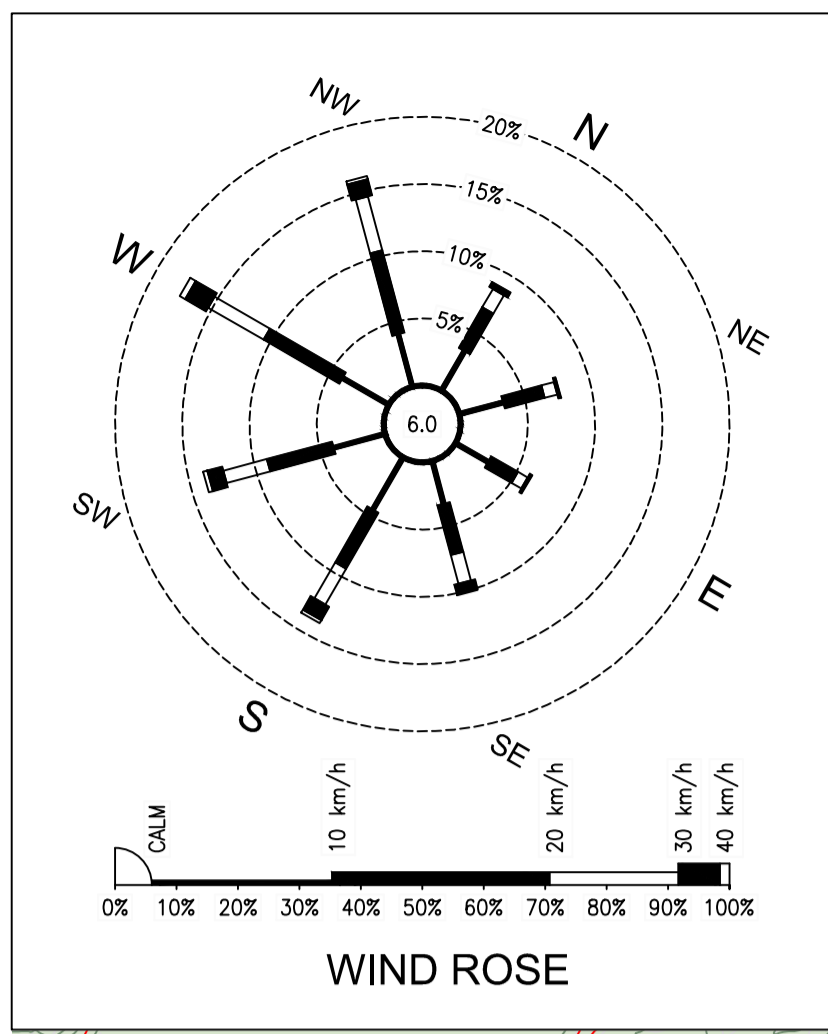
DATE: 2010/12/21

CLIENT

SCALE: 1:5000

PROJECT No: 504421 SUBDIVISION: 0000 SUBJECT: 41 D1 SERIAL: 0001 REV.: 07

LAST SAVE: 2011/12/19 - 1:28pm  
PATH: R:\504421\41\_D1\504421-0000-41D1-0001-07.dwg



No.	DESCRIPTION
1125	MAIN RAMP
1210	R2/R3 OPEN PIT MINE
1223	R2/R3 VENTILATION RAISE
1440	SHAFT COLLAR CONSTRUCTION
1440	HOST ROOM
2050	MINE AREA PRIMARY VENTILATION FANS AND HEATERS FOR UNDERGROUND
3110	MINERAL PROCESSING BUILDING - GENERAL
3205	ROM STOCKPILE AREA
3210	PRIMARY CRUSHING - SURFACE
3710	PK LOADOUT
3900	BULK SAMPLING PLANT
4100	OVERBURDEN STOCKPILE
4200	WASTE ROCK STORAGE FACILITY
4600	PRE-PRODUCTION ORE STOCKPILE
5110	CAMP RECEPTION COMPLEX AND MAIN GATE
5120	PERMANENT ACCOMMODATION BUILDING
5125	GARAGE AT CAMP FOR EMERGENCY VEHICLES
5130	SERVICES BUILDING - CAFETERIA, KITCHEN, LAUNDRY AND GENERAL STORE
5140	LEISURE BUILDING - GYMNASIUM, THEATER, MEETING ROOM, LIBRARY
5145	UTILITY BUILDING
5150	HV TRUCKSHOP
5155	LV GARAGE
5160	WORKSHOP
5165	WAREHOUSE
5170	COLD STORAGE - MINING
5171	COLD STORAGE - PROCESS PLANT
5175	MINE OFFICE
5180	DRY AND LAUNDRY
5185	CORE SHACK
5210	POWER STATION BUILDING
5214	POWER STATION ELECTRICAL ROOM
5221	PRIMARY SUBSTATION
5222	PRIMARY SWITCHGEAR
5310	BOILER AREA
5320	HEAT RECOVERY AREA
5550	POTABLE WATER TREATMENT
5560	POTABLE WATER STORAGE AREA
5570	FIRE WATER PUMPHOUSE
5610	COMPRESSOR BUILDING
5710	DIESEL STORAGE AREA
5720	GASOLINE STORAGE AREA
5730	PROPANE STORAGE AREA
9530	TEMPORARY UTILITIES FOR CONSTRUCTION AND COMMISSIONING
9550	CONSTRUCTION OFFICES - IT SERVICES
9580	CONSTRUCTION CAMP - CONSTRUCTION AND MAINTENANCE

**LEGEND:**

S TREATMENT SITE

P PUMPING STATION

ISSUE No.	REV.	DATE (Y/M/D)	PURPOSE OF ISSUE	TRANSMISSION LETTER No.	ISSUE No.	REV.	DATE (Y/M/D)	PURPOSE OF ISSUE	TRANSMISSION LETTER No.	No.	REVISION DESCRIPTION	DATE (Y/M/D)	No.	REVISION DESCRIPTION	DATE (Y/M/D)	No.	REFERENCE DRAWINGS NUMBER
06	00	2011/03/17	FOR STUDY														
05	PE	2011/02/23	FOR UPDATE		11	05	2011-11-07	ISSUED FOR STUDY									
04	PD	2011/02/08	FOR CLIENT REVIEW & COMMENT		10	04	2011/07/15	FOR STUDY									
03	PC	2011/01/21	FOR CLIENT REVIEW & COMMENT		09	03	2011/06/10	FOR STUDY									
02	PB	2011/01/10	ISSUED FOR INTERNAL REVIEW		08	02	2011/06/08	FOR STUDY									
01	PA	2010/12/14	ISSUED FOR INTERNAL COORDINATION		07	01	2011/04/01	FOR UPDATE									

PROFESSIONAL SEAL

**SNC-LAVALIN**  
455, René-Lévesque Blvd. West  
Montreal (Québec) Canada H2Z 1Z3

**améc**

**stornoway**  
GENESIS INC.

CLIENT: **RENARD PROJECT**

PROJECT: **SITE LAYOUT - INFRASTRUCTURE**

DESIGNED: G.B./M.G. *M. Greene* DISCIPLINE ENGINEER

DRAWN: F. R./A.D. ENGINEERING MANAGER

CHECKED: M.L. PROJECT MANAGER

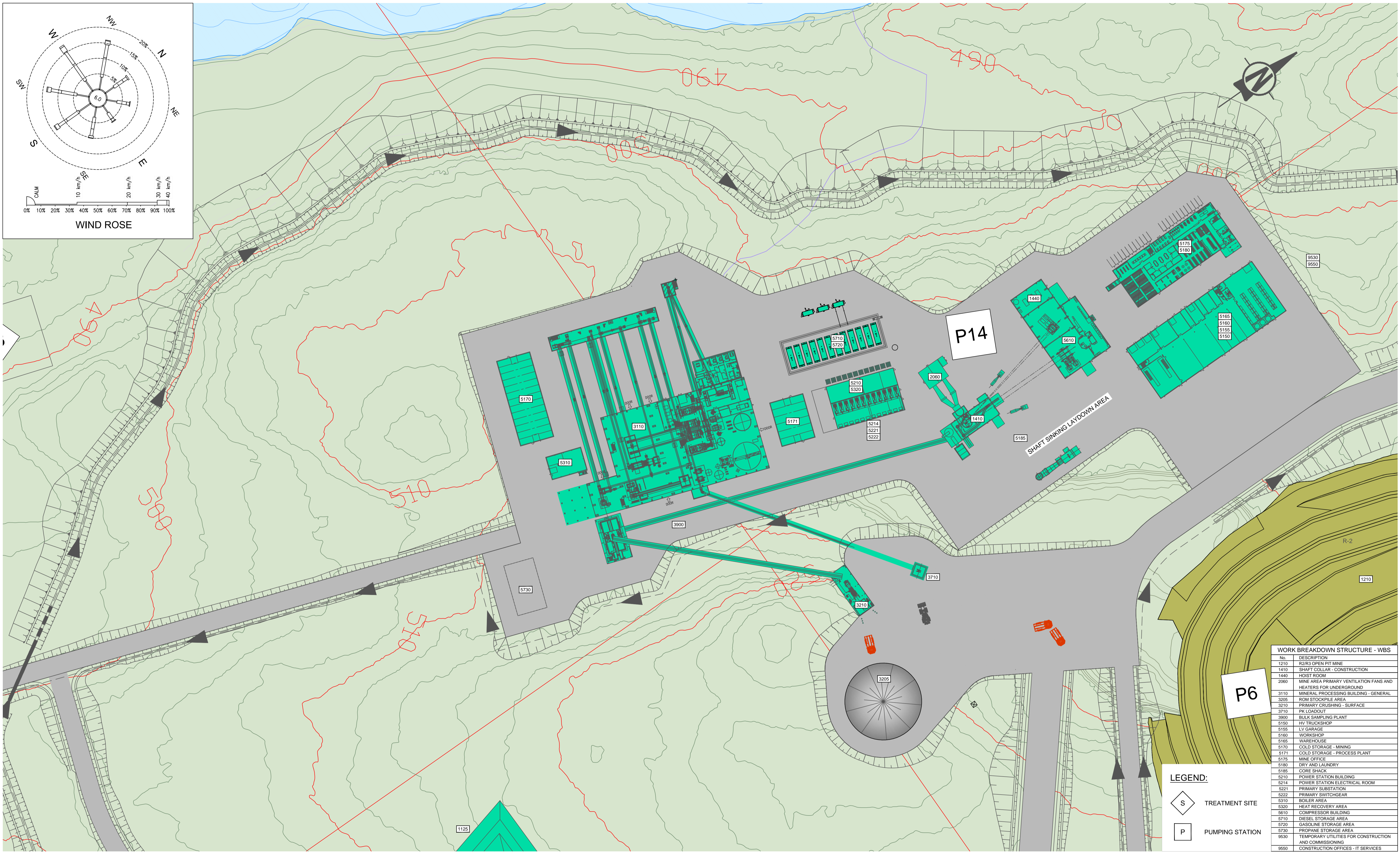
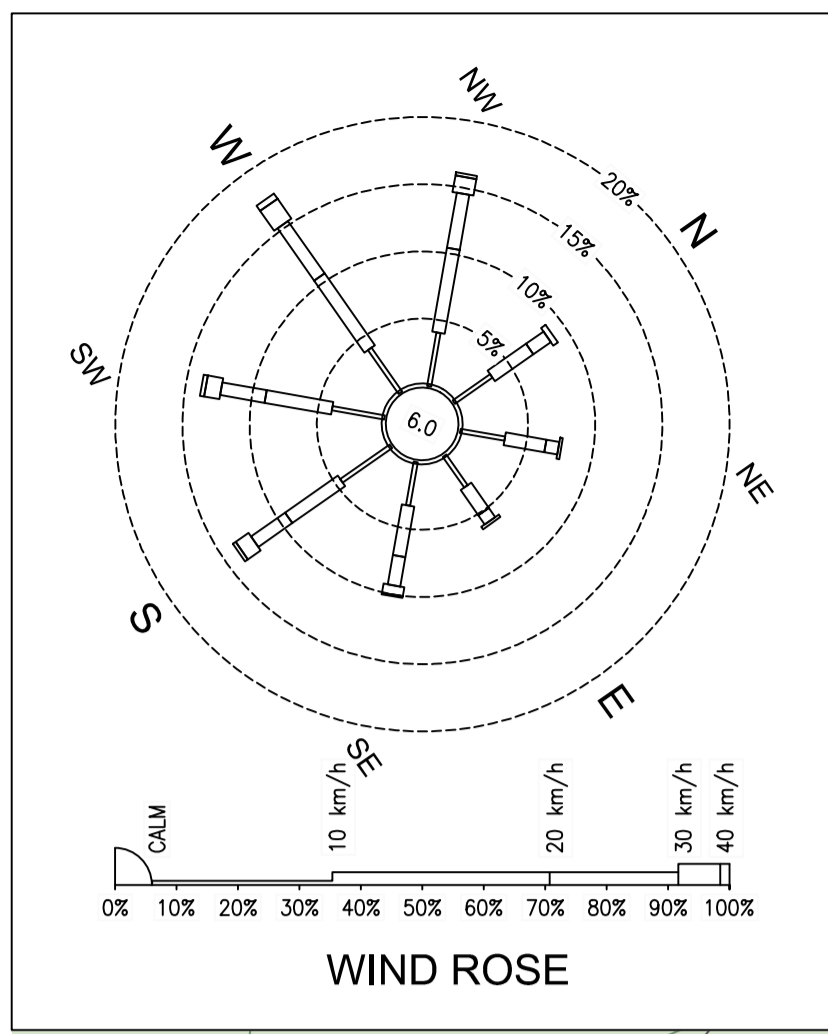
DATE: 2010/12/14

SCALE: 1:2500

PROJECT No.	SUBDIVISION	SUBJECT	SERIAL	REV.
504421	0000	41_D1	0002	05

504421A1HEN - FRAME AT HORIZONTAL ENGLISH

LAST SAVE: 2011/12/19 - 1:31pm  
PATH: R:\504421\_41\_Civil\504421-0000-4101-0002-05.dwg



No.	DESCRIPTION
1210	R2/R3 OPEN PIT MINE
1410	SHAFT COLLAR - CONSTRUCTION
1440	HOBST ROOM
2060	MINE AREA PRIMARY VENTILATION FANS AND HEATERS FOR UNDERGROUND
3110	MINERAL PROCESSING BUILDING - GENERAL
3205	ROM STOCKPILE AREA
3210	PRIMARY CRUSHING - SURFACE
3710	PK LOADOUT
3900	BULK SAMPLING PLANT
5150	HV TRUCKSHOP
5155	LY GARAGE
5160	WORKSHOP
5165	WAREHOUSE
5170	COLD STORAGE - MINING
5171	COLD STORAGE - PROCESS PLANT
5175	MINE OFFICE
5180	DRY AND LAUNDRY
5185	CORE SHACK
5210	POWER STATION BUILDING
5214	POWER STATION ELECTRICAL ROOM
5221	PRIMARY SUBSTATION
5222	PRIMARY SWITCHGEAR
5310	BOILER AREA
5320	HEAT RECOVERY AREA
5610	COMPRESSOR BUILDING
5710	DIESEL STORAGE AREA
5720	GASOLINE STORAGE AREA
5730	PROPANE STORAGE AREA
9530	TEMPORARY UTILITIES FOR CONSTRUCTION AND COMMISSIONING
9550	CONSTRUCTION OFFICES - IT SERVICES

**LEGEND:**  
 S TREATMENT SITE  
 P PUMPING STATION

ISSUE No	REV.	DATE (Y/M/D)	PURPOSE OF ISSUE	TRANSMISSION LETTER No	ISSUE No	REV.	DATE (Y/M/D)	PURPOSE OF ISSUE	TRANSMISSION LETTER No	No	REVISION DESCRIPTION	DATE (Y/M/D)	INITIALS: * DESIGNED ** APPROVED	No	REVISION DESCRIPTION	DATE (Y/M/D)	INITIALS: * DESIGNED ** APPROVED	No	REFERENCE DRAWINGS NUMBER
06	03	2011/06/10	FOR STUDY																
05	02	2011/06/08	FOR STUDY																
04	01	2011/04/01	FOR UPDATE																
03	00	2011/03/17	FOR STUDY																
02	PB	2011/02/23	FOR UPDATE		08	05	2011-11-07	ISSUED FOR STUDY											
01	PA	2011/02/08	FOR CLIENT REVIEW & COMMENT		07	04	2011/07/15	FOR STUDY											

PROFESSIONAL SEAL

**SNC-LAVALIN**  
 455, René-Lévesque Blvd. West  
 Montréal (Québec) Canada H2Z 1Z3

PREPARATION  
 DESIGNED G.B./M.G.  
 DRAWN F.R./A.D.  
 CHECKED M.L.  
 DATE 2011/02/08

**amec**

APPROVAL  
 DISCIPLINE ENGINEER  
 ENGINEERING MANAGER  
 PROJECT MANAGER  
 CLIENT

CLIENT  
**stornorway**  
 (Canada) Inc.

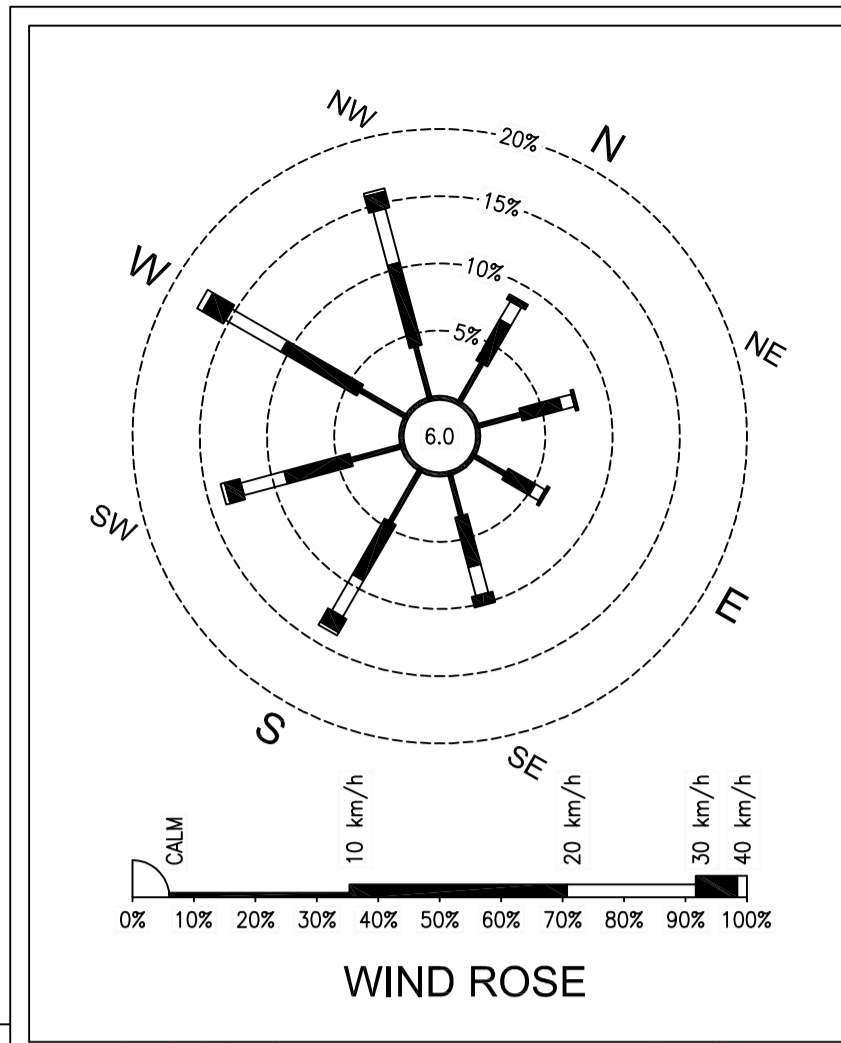
PROJECT  
**RENARD PROJECT**

TITLE  
**PLANT LAYOUT - INFRASTRUCTURE**

PROJECT No	SUBDIVISION	SUBJECT	SERIAL	REV.
504421	0000	41_D1	0003	05

504421A1HEN - FRAME AT HORIZONTAL ENGLISH

LAST SAVE: 2011/12/19 - 1:35pm  
 PATH: R:\504421\_41\_Civil\504421-0000-4101-0003-05.dwg



**ZONE 1 (construction)**

**ZONE 2 (mine)**

WORK BREAKDOWN STRUCTURE - WBS	
No.	DESCRIPTION
1125	MAIN RAMP
1210	R2/R3 OPEN PIT MINE
1223	R2/R3 VENTILATION RAISE
1410	SHAFT COLLAR CONSTRUCTION
1440	HOIST ROOM
2060	MINE AREA PRIMARY VENTILATION FANS AND HEATERS FOR UNDERGROUND
3110	MINERAL PROCESSING BUILDING - GENERAL
3205	ROM STOCKPILE AREA
3210	PRIMARY CRUSHING - SURFACE
3710	PK LOADOUT
3900	BULK SAMPLING PLANT
4100	OVERBURDEN STOCKPILE
4200	WASTE ROCK STORAGE FACILITY
4600	PRE-PRODUCTION ORE STOCKPILE
5110	CAMP RECEPTION COMPLEX AND MAIN GATE
5120	PERMANENT ACCOMMODATION BUILDING
5125	GARAGE AT CAMP FOR EMERGENCY VEHICLES
5130	SERVICES BUILDING - CAFETERIA, KITCHEN, LAUNDRY AND GENERAL STORE
5140	LEISURE BUILDING - GYMNASIUM, THEATER, MEETING ROOM, LIBRARY
5145	UTILITY BUILDING
5150	HV TRUCKSHOP
5155	LV GARAGE
5160	WORKSHOP
5165	WAREHOUSE
5170	COLD STORAGE - MINING
5171	COLD STORAGE - PROCESS PLANT
5175	MINE OFFICE
5180	DRY AND LAUNDRY
5185	CORE SHACK
5210	POWER STATION BUILDING
5214	POWER STATION ELECTRICAL ROOM
5221	PRIMARY SUBSTATION
5222	PRIMARY SWITCHGEAR
5310	BOILER AREA
5320	HEAT RECOVERY AREA
5550	POTABLE WATER TREATMENT
5560	POTABLE WATER STORAGE AREA
5570	FIRE WATER PUMPHOUSE
5610	COMPRESSOR BUILDING
5710	DIESEL STORAGE AREA
5720	GASOLINE STORAGE AREA
5730	PROPANE STORAGE AREA
9530	TEMPORARY UTILITIES FOR CONSTRUCTION AND COMMISSIONING
9550	CONSTRUCTION OFFICES - IT SERVICES
9580	CONSTRUCTION CAMP - CONSTRUCTION AND MAINTENANCE

**LEGEND:**

1	DORMITORY AREA
2	FIELD OFFICES
3	LAY-DOWN AREA
4	LAY-DOWN AREA

ISSUE REGISTER		ISSUE REGISTER		REVISION REGISTER		REVISION REGISTER		REFERENCE DRAWINGS NUMBER	
ISSUE No.	REV.	DATE (Y/M/D)	PURPOSE OF ISSUE	TRANSMISSION LETTER No.	ISSUE No.	REV.	DATE (Y/M/D)	PURPOSE OF ISSUE	TRANSMISSION LETTER No.
03	00	2011-10-26	ISSUED FOR STUDY						
02	PB	2011-10-24	ISSUED FOR CLIENT REVIEW						
01	PA	2011-10-04	ISSUED FOR INTERNAL COORDINATION						

PROFESSIONAL SEAL

**SNC-LAVALIN**  
465, René-Lévesque Blvd. West  
Montréal (Québec) Canada H2Z 1Z3

**améc**

**stornoway**  
Inc. (Canada) Inc.

CLIENT: **RENARD PROJECT**

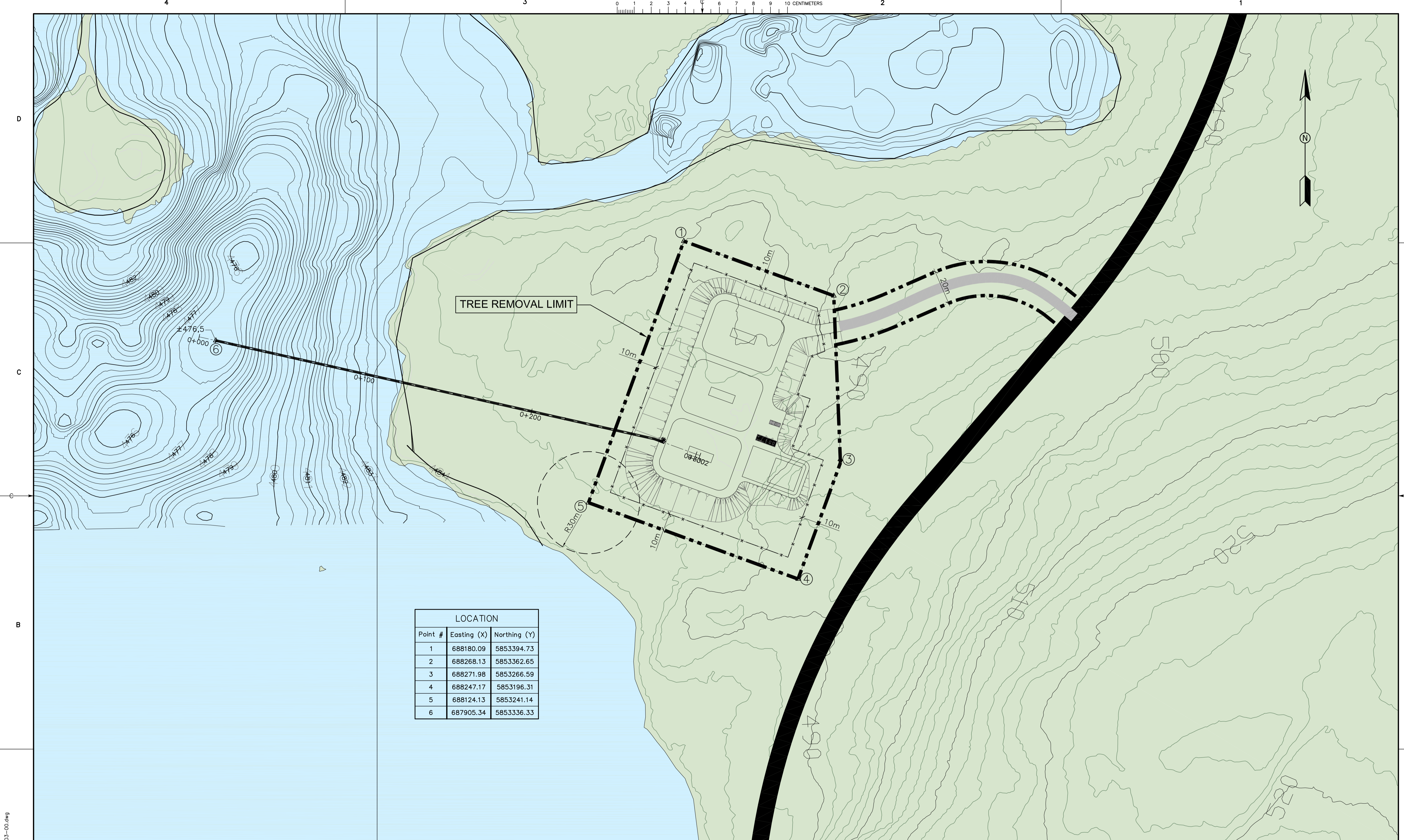
PROJECT: **SITE LAYOUT - CONSTRUCTION**

DATE: 2011-10-04

SCALE: 1:2500

PROJECT No.	SUBDIVISION	SUBJECT	SERIAL	REV.
504421	0000	41   D1	0004	00

LAST SAVE: 2011/10/26 - 9:59am  
PATH: R:\504421\1\_L\504421-0000-4101-0004-00.dwg



TREE REMOVAL LIMIT

LOCATION		
Point #	Easting (X)	Northing (Y)
1	688180.09	5853394.73
2	688268.13	5853362.65
3	688271.98	5853266.59
4	688247.17	5853196.31
5	688124.13	5853241.14
6	687905.34	5853336.33

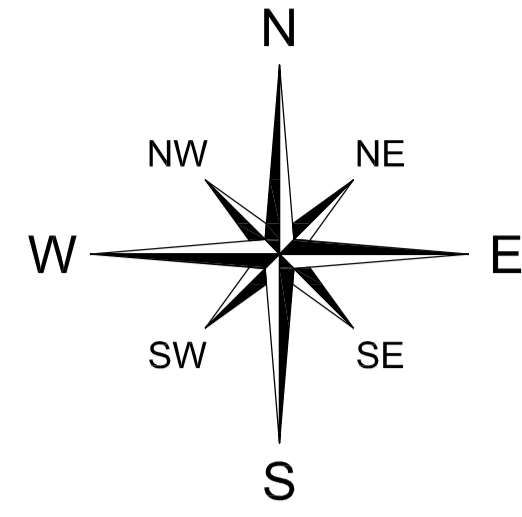
ISSUE REGISTER				ISSUE REGISTER				REVISION REGISTER				REVISION REGISTER				No				REFERENCE DRAWINGS NUMBER					
ISSUE No	REV.	DATE (Y/M/D)	PURPOSE OF ISSUE	TRANSMISSION LETTER No	ISSUE No	REV.	DATE (Y/M/D)	PURPOSE OF ISSUE	TRANSMISSION LETTER No	No	REVISION DESCRIPTION	DATE (Y/M/D)	**	No	REVISION DESCRIPTION	DATE (Y/M/D)	**	No	REVISION DESCRIPTION	DATE (Y/M/D)	**	No	REVISION DESCRIPTION	DATE (Y/M/D)	**
3	00	2011-07-26	ISSUED FOR STUDY																						
2	PB	2011-05-02	ISSUED FOR CLIENT REVIEW																						
1	PA	2010-04-12	ISSUED FOR INTERNAL REVIEW																						

PROFESSIONAL SEAL

<p>SNC-LAVALIN 465, René-Lévesque Blvd. West Montréal (Québec) Canada H2Z 1Z3</p>			
PREPARATION		APPROVAL	
DESIGNED M. GREGOIRE		DISCIPLINE ENGINEER	
DRAWN A. DORION		ENGINEERING MANAGER	
CHECKED M. GREGOIRE		PROJECT MANAGER	
DATE 2011-03-30		CLIENT	
SCALE 1:1000			

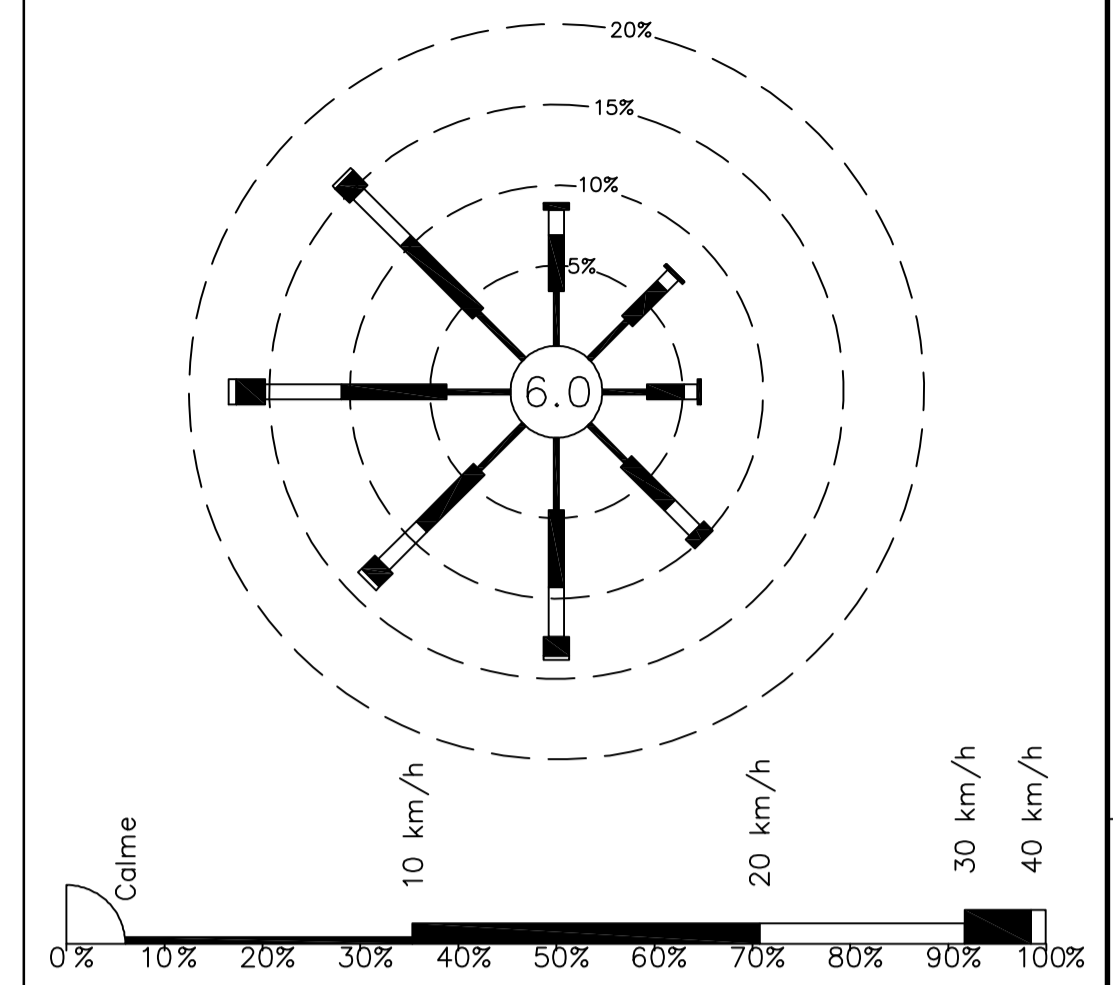
CLIENT			
PROJECT		RENARD PROJECT	
TITLE		TREE CLEARING, STUMP REMOVAL AND SITE CLEARING AT WASTEWATER TREATMENT SITE	
PROJECT No	SUBDIVISION	SUBJECT	SERIAL
504421	0010	41 D2	0003
REV.			
			00

LAST SAVE: 2011/07/26 - 2:45pm  
 PATH: R:\504421\41\_D2\Civil\504421-0010-41D2-0003-00.dwg



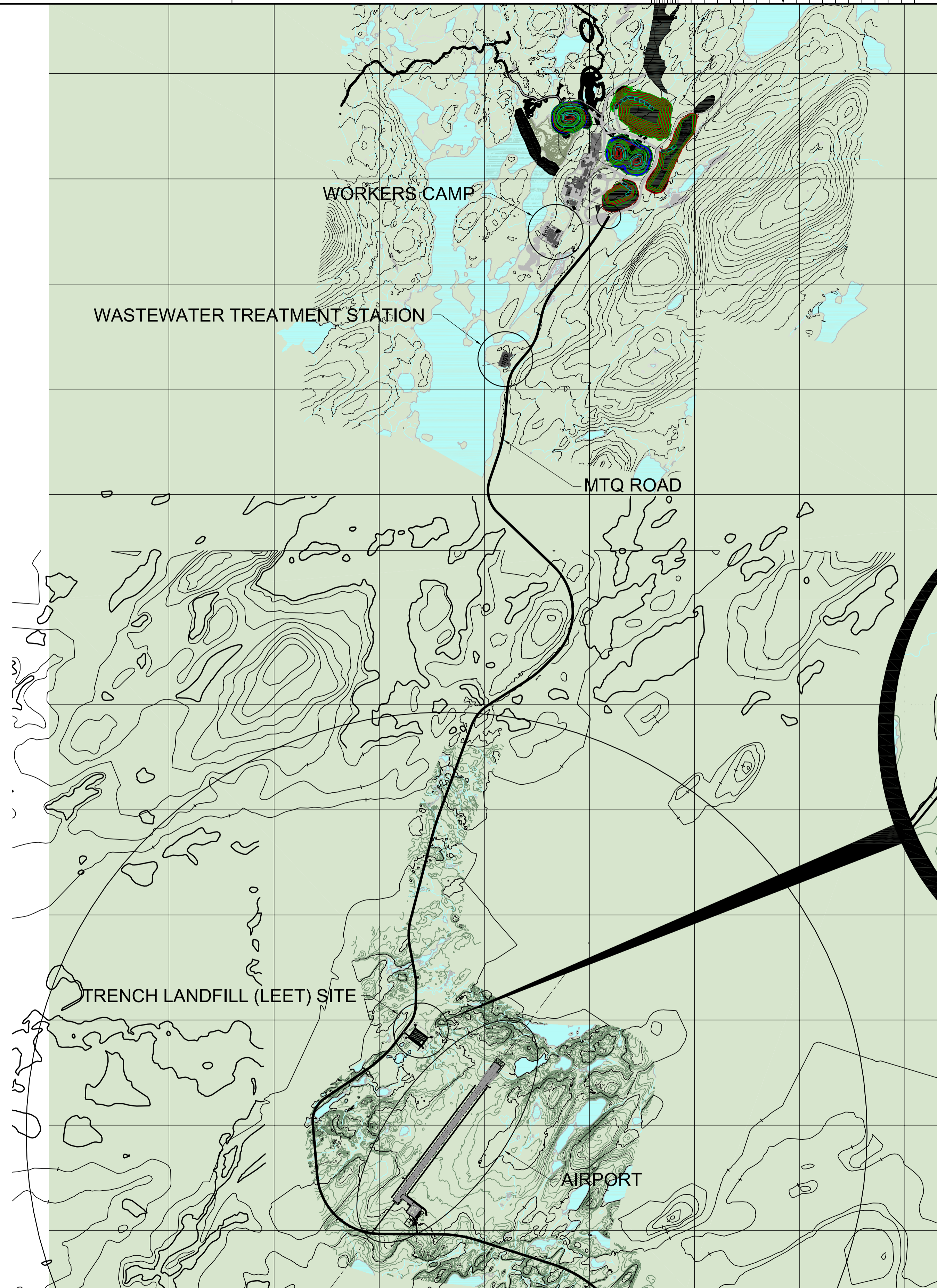
**Compass Rose**

Nitchequon  
ANNUAL 1953-1985



Environnement Canada  
Région du Québec

Environnement Canada  
Quebec region



TRENCH LANDFILL (LEET) SETTING OUT  
1:2500

**SETTING OUT TRENCH LANDFILL (LEET)**

POINTS	COORDONATES X, Y
①	X = 687345.505 Y = 5846908.560
②	X = 687449.790 Y = 5846830.941
③	X = 687402.025 Y = 5846766.766
④	X = 687297.740 Y = 5846844.38

LAST SAVE: 2011/05/02 - 3:21pm  
PATH: \\cscque1\giproduct\design\504421\41\_civil\504421-5850-41D1-0001\_00.dwg

ISSUE No	REV.	DATE (Y/M/D)	PURPOSE OF ISSUE	TRANSMISSION LETTER No	ISSUE No	REV.	DATE (Y/M/D)	PURPOSE OF ISSUE	TRANSMISSION LETTER No	No	REVISION DESCRIPTION	DATE (Y/M/D)	No	REVISION DESCRIPTION	DATE (Y/M/D)	No	REVISION DESCRIPTION	DATE (Y/M/D)	504421-5850-41D1-0002
3	00	2011-05-02	ISSUED FOR CLIENT REVIEW																
2	PB	2011-04-13	ISSUED FOR CLIENT REVIEW																
1	PA	2011-02-23	FOR INTERNAL REVIEW																

PROFESSIONAL SEAL

**SNC-LAVALIN**  
465, René-Lévesque Blvd. West  
Montréal (Québec) Canada H2Z 1Z3

PREPARATION  
DESIGNED  
DRAWN  
CHECKED  
DATE  
SCALE

**amec**

APPROVAL  
DISCIPLINE ENGINEER  
ENGINEERING MANAGER  
PROJECT MANAGER  
CLIENT

CLIENT  
**stornoway**  
INCORPORATED

PROJECT  
**RENARD PROJECT**

TITLE  
**TRENCH LANDFILL (LEET) LOCATION**

PROJECT No	SUBDIVISION	SUBJECT	SERIAL	REV.
504421	5850	41 D1	0001	00

504421A1HEN - FRAME A1 HORIZONTAL ENGLISH